



## 2023 C.E. BYRD YELLOW JACKETS FOOTBALL GAME NOTES

### SCHEDULE & RESULTS

DATE	OPPONENT	LOCATION	TIME/SCORE
9/1	Pleasant Grove Hawks	Texarkana, TX	L, 27-10
9/7	Huntington Raiders	Jerry Burton	L, 44-43
<b>9/14</b>	<b>Calvary Cavaliers</b>	<b>Independence</b>	<b>7 p.m.</b>
9/21	*Captain Shreve Gators^	Independence	7 p.m.
9/28	*Benton Tigers	Independence	7 p.m.
10/6	*Haughton Bucs	Harold Harlan	7 p.m.
10/13	*Parkway Panthers	Independence	7 p.m.
10/20	*Airline Vikings	Airline	7 p.m.
10/27	*Southwood Cowboys (HC)	Independence	7 p.m.
11/3	*Natchitoches Chiefs	Independence	7 p.m.
11/10	Select Division I Playoffs		

\*District 1-5A ^Visitor (HC) Homecoming

### C.E. BYRD HIGH SCHOOL

Located: Shreveport, Louisiana  
Renamed: 1925 (previously Shreveport HS)  
Enrollment: 1,503  
Nickname: Yellow Jackets  
Colors: Purple and Gold  
District: 1-5A  
Stadium: Lee Hedges Stadium (closed for 2023)  
Principal: Gerald "Jerry" Badgley

### COACHING STAFF

Head Coach/Defensive Coordinator: Stacy Ballew  
Offensive Coordinator: Wade Leone  
Offensive Line: Lindsey Bruno  
Wingbacks: Rahkeem Mitchell  
Wide Receivers: Kellum Humphrey  
Defensive Line: Jalen Bowers  
Linebackers: Shimorye Hampton  
Corner Backs: Benji Piazza  
Safeties: Jason Pope  
Freshmen: Carlos Doss, Ronnie Buckingham, Seth Guerra, Bryson Vance, Aubrey Scott

### YELLOW JACKET FACTS

2022 Overall Record (Playoffs): 8-4 (Div. I Quarterfinals)  
District 1-5A Record (Place): 4-3, Tied 3rd  
Offensive Starters Returning: 1  
Defensive Starters Returning: 1  
Offense: Multiple Option  
Defense: 4-2-5

### BY THE NUMBERS

**119**

2023 marks the 119th season of Shreveport-Byrd Yellow Jackets Football

**29**

Head coach Stacy Ballew has spent 29 years of his life at Byrd

**8**

Members of the coaching staff that are Byrd alums; State Championships

### OVER THE AIRWAVES

Byrd Yellow Jackets Football can be heard live on AM 1130 & FM 103.3 The Tiger (KWKH). Fans can also livestream the games on 1130thetiger.com or by downloading the 1130 The Tiger app and clicking the "listen live" button.



Play-by-play: Charlie Cavell  
Color analyst: Dr. Kirk Martinson  
Sideline reporter: Grant Reagan  
Statisticians: Marc Weddleton & Chad Ardoin

### SOCIAL MEDIA

Facebook - Join Byrd Yellow Jackets Football - Family, Friends & Fans Group



Instagram  
C.E. Byrd Football - c.e.byrdfootball  
C.E. Byrd High School - cebyrdhighschool  
C.E. Byrd Athletics - cebyrdathletics  
Charlie Cavell - VoiceofByrd



X (formerly Twitter)  
Byrd Football @cebyrd\_football  
C.E. Byrd High School @CEByrdHigh  
Byrd Athletics @cebyrdathletics  
Charlie Cavell @VoiceofByrd



### GAME THREE



SEPTEMBER 14, 2023 \* 7 PM  
INDEPENDENCE STADIUM  
SHREVEPORT, LOUISIANA



### BYRD YELLOW JACKETS

Record: 0-2  
Ranking: NR  
Last Game: Sept. 7 - L, 44-43 vs. Huntington  
Head Coach: Stacy Ballew  
Career Record [Years]: 17-8 (.680) [3rd]  
Byrd Record [Years]: Same  
State Championships: 8 (last 2020)  
Byrd record vs. CBA: 7-2

### CALVARY CAVALIERS

Record: 2-0  
Ranking: No. 1 LSWA, No. 2 GP & CCS  
Last Game: Sept. 7 - W, 61-27 at Captain Shreve  
Head Coach: Rodney Guin  
Career Record [Years]: 183-74 (.712) [23rd]  
Record at CBA [Years]: 57-18 (.760) [7th]  
State Championships: 3 (last 2020)  
CBA record vs. Byrd: 2-7

### Annual Clash With The Cavaliers

On Thursday, Sept. 14, the Byrd Yellow Jackets will renew their annual clash with the Calvary Baptist Academy Cavaliers. It's the second of four straight Thursday games in September for Byrd. It's also the final non-district game for the Jackets. The Cavaliers will be playing their second consecutive Thursday game against a team from District 1-5A. Kickoff is scheduled for 7 p.m. at Independence Stadium.

### A Little About the Teams

The Byrd Yellow Jackets own a 0-2 record after Thursday's disappointing 44-43 loss to the Huntington Raiders. Calvary is off to a 2-0 start after Thursday's 61-27 crushing of Captain Shreve at Independence Stadium. Calvary is ranked No. 1 in the LSWA poll and No. 2 in the Geaux Preps and Crescent City Sports polls.

### Last Time Out

After Malachi Johnson scored his fifth rushing touchdown of the game to put the Yellow Jackets within one point of tying the game, Byrd head coach Stacy Ballew opted to go for the two-point conversion and the potential win. On the ensuing play, Byrd fullback Dixon Poirier tried to go over the right side but was stopped by the Huntington defense just shy of the goal line, which allowed the Raiders to escape with a 44-43 win. On Thursday night at Independence Stadium, the Calvary Cavaliers showed why they are considered one of the top teams in Class 2A. Junior quarterback Abram Wardell led the high-powered Cavaliers by tossing four touchdown passes, three to All-State wide receiver Aubrey Hermes, as Calvary cruised to a 61-27 win over the Class 5A Captain Shreve Gators.

### The Series

This will be 10th meeting between the Byrd Yellow Jackets and the Calvary Cavaliers in a series that started in 2013. The Yellow Jackets lead the series 7-2. Byrd won the first three games of the series before Calvary captured its first win, a 34-14 victory in 2016. Byrd would go on to win four of the next five games, including last year's thrilling 14-7 Jackets' victory in the final seconds of the game. Byrd safety Christian Jones intercepted Calvary quarterback Bryce Carpenter's pass at the Byrd goal line and returned it 69 yards to seal a hard-fought 14-7 win for the Yellow Jackets.

### The Coaches

After Mike Suggs announced his retirement in May 2021, Byrd principal Jerry Badgley named Stacy Ballew as the 24th head coach in Yellow Jackets football history. He earned his first victory as the Jackets head coach in Byrd's 43-14 season-opening win over Huntington in 2021. Ballew has spent over half his life at the Line Avenue school. An All-District offensive lineman for coach Alan Carter, Ballew was a member of the Yellow Jackets from 1992-95. He was a sophomore on Byrd's 1993 District Championship team that went 10-1 and was a senior on the 1995 team that finished 8-3. After graduating in 1996, he returned to his alma mater in 1998, working as an assistant coach, while attending LSU Shreveport. He earned a bachelor of science degree from LSUS in 2000. After a one-year hiatus, Ballew returned home in 2002 to become the running backs coach on Suggs' staff. In 2005, Ballew would move over to the defensive side, where he'd remain for 16 seasons, coaching the linebackers. He was promoted to defensive coordinator in 2009 and spent 12 seasons coordinating the Purple Swarm Defense. Ballew owns a 17-8 (.680) record in his three seasons as Byrd's head coach.

Calvary Baptist Academy is coached by Rodney Guin, who is in his seventh season at the helm of the Cavaliers' football program. He became the fifth coach in program history when John Bachman Sr. was not retained in the spring of 2017. Guin guided the Cavaliers to the 2020 LHSAA Division IV State Championship, which was the third title in program history. Guin owns an incredible 57-18 (.760) record at CBA. Prior to Calvary, Guin coached at Haughton High School for 27 years, 16 as the Buccaneers' head coach. In his 23 seasons as a head coach, Guin has compiled an impressive 183-74 (.712) coaching record.

**COACH'S CORNER**



**BALLEW BIOGRAPHY**

**Education**

High School: Byrd, 1996  
 College: LSU Shreveport, B.S., 2000

**Player**

All-District offensive lineman for Byrd Yellow Jackets

**Coach**

1998-2001 - Assistant coach at Byrd High School  
 2001 - Coach at Acton Junior High School, Granbury, TX  
 2002-04 - Running backs coach at Byrd High School  
 2005-08 - Linebackers coach at Byrd High School  
 2009-2020 - Defensive Coordinator / Linebackers coach at Byrd High School  
 2021 - Head coach at Byrd High School

**Family**

Wife - Jennifer Lord Ballew  
 Children - Twins - Daughter - LeighAnne; Son - Jackson (both Byrd alumni)

**Byrd's yearly record while Ballew was an Assistant Coach**

1998	.....	7-4
1999	.....	6-5
2000	.....	8-3
2002	.....	9-4
2003	.....	4-5
2004	.....	4-5
2005	.....	7-5
2006	.....	8-4
2007	.....	10-2
2008	.....	8-3
2009	.....	4-6
2010	.....	6-5
2011	.....	12-1
2012	.....	8-3
2013	.....	11-2
2014	.....	12-1
2015	.....	10-2
2016	.....	4-7
2017	.....	5-5
2018	.....	7-3
2019	.....	4-7
2020	.....	10-1
<b>22 Years</b>	.....	<b>164-83</b>

**Head Coaching Record at Byrd**

2021	.....	9-2
2022	.....	8-4
2023	.....	0-1
<b>3 Years</b>	.....	<b>17-8</b>

**Achievements**

2021 District 1-5A Champions  
 Two consecutive playoff appearances

Stacy Ballew is in his third season as the head coach of the C.E. Byrd Yellow Jackets. However, Ballew is no stranger to the purple and gold having spent three-fourths of his life, four as a student athlete and 22 as an assistant coach, at the Line Avenue school.

An All-District offensive lineman for coach Alan Carter, Ballew was a member of the Yellow Jackets from 1992-95. He was a sophomore on Byrd's 1993 District Championship team that went 10-1 and was a senior on the 1995 team that finished 8-3. After graduating in 1996, he returned to his alma mater in 1998, working as an assistant coach, while attending LSU Shreveport. He earned a bachelor of science degree from LSUS in 2000.


In 2001, Ballew left Shreveport and Byrd for a coaching position at Acton Junior High School in Granbury, Texas. His time in the Lone Star State was short lived as he returned home and to his alma mater in 2002 to become the running backs coach under head coach Mike Suggs.

In 2005, Ballew would move over to the defensive side of the football, where he'd remain for 16 seasons, to coach linebackers. Suggs promoted Ballew to defensive coordinator in 2009. He'd oversee some of the top "Purple Swarm Defenses" in school history.

Under his tutelage, the 2020 Purple Swarm Defense was one of the best in program history allowing just over 200 yards and 14 points a game. Byrd was particularly impressive against the run giving up just 80.3 yards per game and 3.0 yards per carry.

After Suggs retired in May 2021, Byrd principal Jerry Badgley named Ballew the 24th head coach in Yellow Jackets football history.

The 45-year-old Ballew has been married to the former Jennifer Lord for over 20 years. The couple has twins, LeighAnne and Jackson, who graduated from Byrd in 2022.



**COACHING RECORDS**

<b>Coach</b>	<b>Years</b>	<b>W</b>	<b>L</b>	<b>T</b>	<b>Pct</b>
Mike Suggs	1998-2020	167	89	0	.652
H.M. Knilians	1926-34	74	10	5	.860
Lee Dobson	1935-45	72	31	7	.686
Jack Rowan	1946-55	68	40	4	.625
J.D. Cox	1960-67	59	31	2	.655
Alan Carter	1990-97	51	33	0	.607
Jimmy Harrison	1968-76	42	48	2	.467
George Hoy	1923-25	23	4	2	.827
Lee Hedges	1956-59	23	19	3	.544
Jerry Burton	1977-82	23	37	0	.439
E.L. Alberson	1920-22	19	4	5	.768
<b>Stacy Ballew</b>	<b>2021-23</b>	<b>17</b>	<b>8</b>	<b>0</b>	<b>.680</b>
Unknown	1905-06, '09-11, '13, '18	17	5	3	.740
Boyd Cole	1985-89	11	39	0	.275
S.E. Davies	1914-15	6	5	1	.542
Frank Bridges	1916	4	3	0	.571
Evans	1907	3	2	0	.600
Scovell	1919	2	3	0	.400
Douglas Sentell	1912	1	0	0	1.000
A. Bogard	1917	0	3	1	.125
Tom Cathey	1983-84	0	18	0	.000
<b>Totals</b>	<b>119 Years</b>	<b>682</b>	<b>432</b>	<b>35</b>	<b>.609</b>

## NOTEBOOK

### DISTRICT 1-5A STANDINGS

Airline Vikings.....	2-0
Houghton Buccaneers.....	2-0
Parkway Panthers.....	2-0
Benton Tigers.....	1-1
Captain Shreve Gators.....	1-1
Natchitoches Central Chiefs.....	1-1
Byrd Yellow Jackets.....	0-2
Southwood Cowboys.....	0-2

### RECENT RESULTS

Airline 48, Union Parish 44  
 Houghton 43, LaGrange 22  
 Parkway 33, Red River 0  
 Texas High 62, Benton 14  
 Calvary 61, Captain Shreve 27  
 Opelousas 40, Natchitoches Central 28  
 Huntington 44, Byrd 43  
 Woodlawn 32, Southwood 6

### 2023 YARDSTICK

Huntington	0	24	8	12	--44
Byrd	14	14	6	9	--43

BHS - Malachi Johnson 15 run (Abram Murray kick)  
 BHS - J.D. Gallman 11 run (Murray kick)  
 HHS - Kaleb Tucker 20 pass from Lorenzo White (Preston Summage pass from White)  
 BHS - M. Johnson 54 run (Murray kick)  
 HHS - Kam'Ron Davis 4 run (Davis rush)  
 BHS - M. Johnson 38 run (Murray kick)  
 HHS - Tucker 62 pass from White (White rush)  
 HHS - Marcus Willis 29 run (Jamarion Washington rush)  
 BHS - M. Johnson 5 run (pass failed)  
 BHS - Abr. Murray 22 field goal  
 HHS - Washington 80 pass from White (pass failed)  
 HHS - Tucker 82 pass from White (pass failed)  
 BHS - M. Johnson 16 run (rush failed)

	HHS	BHS
First Downs	16	18
Rushing Att - Yards	27-168	54-322
Passing Yards	338	0
Passes (C-A-I)	10-22-1	0-3-0
Punts-Avg.	2-22.5	3-43.3
Fumbles-Lost	1-0	1-1
Penalties-Yards	11-85	4-63

#### Individual Leaders

**Rushing** - HHS: Willis 8-115, Davis 11-45, Washington 1-10, Summage 1-8, Team 1-(-2), White 5-(-8); BHS: M. Johnson 11-165, Gallman 12-62, Desmond Simmons 13-40, Dixon Poirier 12-23, Quinton Hilliard 4-21, Jontavious Mobery 1-10, Matthew Booras 1-1.  
**Passing** - HHS: White 10-22-1 338; BHS: Gallman 0-3-0.  
**Receiving** - HHS: Tucker 4-177, Darius Burkins 2-36, Washington 1-80, Willis 1-19, Lacedric Hill 1-17, Summage 1-9; BHS: None.

### LAST YEAR'S YARDSTICK

Calvary	0	0	7	0	--7
Byrd	0	7	0	7	--14

BHS - Jackson Dufrene 41 pass from Lake Lambert (Abram Murray kick)  
 CBA - Bryce Carpenter 3 run (Garrett Little kick)  
 BHS - Dixon Poirier 1 run (Murray kick)

	CBA	BHS
First Downs	18	12
Rushing Att - Yards	34-151	42-99
Passing Yards	147	146
Passes (C-A-I)	8-25-1	7-8-0
Punts-Avg.	1-41.0	4-41.8
Fumbles-Lost	4-1	1-0
Penalties-Yards	3-15	10-124

#### Individual Leaders

**Rushing** - CBA: James Simon 16-107, Julius Moss 7-57, Carpenter 7-20, Team 1-(-16), Abram Wardell 1-(-17); BHS: Devon Strickland 15-43, Tyler Nichols 6-35, Poirier 6-14, Lambert 11-7, Desmond Simmons 2-2, Dufrene 1-2, Malachi Johnson 1-(-4).  
**Passing** - CBA: Carpenter 7-23-1 133; Wardell 1-2-0 14; BHS: Lambert 7-8-0 146.  
**Receiving** - CBA: Aubrey Hermes 3-53, Jay Simon 2-23, Chris Jackson 1-40, James Simon 1-17, Kolby Thomas 1-14; BHS: Dufrene 3-68, Strickland 2-26, Connor Ridenour 1-38, Poirier 1-14.

### YELLOW JACKET STINGERS

#### Yellow Jackets Football History

This is the 119th season of Yellow Jackets Football and the 98th as C.E. Byrd...Yellow Jackets Football began in 1905 and competed as Shreveport High School through the 1925 season after the school's name changed in September of that year...In those 21 seasons of Shreveport High School Football, the Yellow Jackets compiled an impressive 75-29-12 record...In the 118-year combined history of Shreveport-Byrd football, the Yellow Jackets have won eight state championships and have been the state runners-up six times...Shreveport-Byrd owns a 682-432-35 (.609) overall won-loss record...Retired coach Mike Suggs is the school's all-time winningest coach with a 167-89 (.652) record...Head coach Stacy Ballew owns an 17-8 (.680) record through 25 games... Byrd captured a share of the 2021 District 1-5A crown, and has won 24 district titles in the program's history...Byrd won six district titles under Suggs, the most for one coach in school history...Byrd has made the playoffs for 13 consecutive years, the longest stretch in school history, and 17 of the last 18 seasons...Byrd has participated in the playoffs in 40 different seasons and holds a 34-32-2 record...In 2020, the Yellow Jackets reached the state finals for the 14th time in school history and the first time since 2013...Byrd was awarded the 2020 Division I State Championship by the LHSAA and Principal Jerry Badgley accepted...For three consecutive seasons from 2013-15 Byrd posted double-digit wins, a first in school history.

#### 2023 Notes

Huntington's 44-43 win over Byrd snapped the Jackets' six-game winning streak in the series with the Raiders...The loss to Huntington also snapped Byrd's 11-game winning streak against schools (public or private) from Caddo Parish...Prior to the Huntington loss, the last time the Jackets lost to a Caddo school was in week nine of the 2019 season when Byrd suffered a 22-21 overtime loss to arch-rival Captain Shreve...The last time Byrd got off to a 0-2 start was in 2019 when the Jackets lost their first four games of the season...The 2019 Jackets did go on to win four of the next six games with the two losses being a 14-13 loss to Parkway and a 22-21 loss to Shreve in overtime...With its 27-10 loss to Pleasant Grove, Byrd now owns a 14-10 record in season openers since 2000...Since 1905, the Yellow Jackets are 62-54-3 in season openers...Quarterback J.D. Gallman had a career-long 50-yard run against Pleasant Grove...The 2023 season opener was only the second career start at quarterback for Gallman...He started the Houghton game in 2022...Gallman scored his first-ever varsity touchdown on an 11-yard run in the first quarter against Huntington...Byrd had 18 players make their first-ever start against Pleasant Grove...Only J.D. Gallman, Dixon Poirier, Ashton Fullwood and Malachi Johnson had ever started a game for Byrd...Wingback Malachi Johnson tied a school record for rushing touchdowns in a game with five against Huntington...Johnson's performance marked the seventh time in the 119-year history of Yellow Jackets Football that a Byrd player scored five rushing touchdowns in a game...Quarterback Lake Lambert had five in Byrd's 49-10 win over Alexandria in the 2022 playoffs...Linebacker Sam Greer had 11 total tackles, including five solo stops and a tackle-for-loss against Pleasant Grove.

#### Murray Continues His Mastery

Byrd senior place kicker and punter Abram Murray has been masterful in the first two games of the season. Murray is averaging 43.1 yards per punt and has two punts of over 50 yards, including a long of 55 yards. Going back to last year's playoff game against John Curtis where he had two punts of over 60 yards (66, 63), Murray now has five career punts of over 50 yards to his credit. The University of Miami commit also booted a 45-yard field goal in the opener against Pleasant Grove. It was not an easy kick as the snap was bobbled and the ball was on its side at placement, but Murray maintained his composure and drilled the kick. The field goal was the third of his career from 40-plus yards. Against Huntington, Murray hit a 22-yarder, the fifth of his career. He needs just one more field goal to climb into the career Top 10 list at Byrd. Eight of Murray's 11 kickoffs have resulted in touchbacks.

#### A Look Back

Trailing 17-14 at halftime, the Byrd Yellow Jackets outscored the Calvary Cavaliers 28-15 in the second half to capture a 42-32 win in the 2017 season opener. Junior fullback Charlie Barham rushed for a career-high 148 yards and a touchdown. Barham's fourth quarter, 14-yard touchdown run sealed the win for the Yellow Jackets.

### CAREER KICKING LEADERS

Rk.	Player (Years)	FG	PAT	Long	Points
1.	John Shaughnessy (2007-08)	18	69	56*	123
2.	David Hankins (2004-06)	16	73	49	121
3.	Jake Wyss (2012-14)	13	119	42	158
4.	Ben Eldredge (2007-09)	10	25	42	55
5.	Scotty Roblow (2017-18)	9	59	44	86
	Pete Dupée (2002-03)	9	49	46	76
	Morgan Burke (1991-92)	9	38	36	65
8.	Brandon Menard (2009-11)	7	96	38	117
9	Jake Hanna (1924-26)	7	32		197 (24 TD)
10.	Ben Smith (2016-17)	6	12	44	30
*denotes city and school record					
	Abram Murray (2022-23)	5	53	49	68

**NOTEBOOK****BYRD UNDER BALLEW**

Points Scored	Won	Loss
60+	0	1
50+	2	0
40+	4	1
30+	6	0
21+	3	1
-20	2	5
	17	8

**UNIFORM TRACKER**

Uniform Combo	Won	Loss
Purple pants/Purple jerseys	0	0
Purple pants/White jerseys	0	0
White pants/White jerseys	0	1
White pants/Purple jerseys	0	1
Gold pants/Purple jerseys	0	0
Gold pants/White jerseys	0	0
	0	2

**COIN TOSS TRACKER**

Decision	Won	Loss
Win the toss	0	1
Lose the toss	0	1
	0	2

**LSWA POLL****(9/11/23)**

Rk	Team	W-L	Pts	PR
1.	John Curtis (8)	1-0	138	1
2.	Destrehan (3)	2-0	134	3
3.	Edna Karr (1)	2-0	123	4
4.	Zachary	1-0	96	5
5.	Catholic-Baton Rouge	1-1	91	2
6.	Ruston	1-1	88	6
7.	St. Augustine	2-0	71	7
8.	Carencro	2-0	58	8
9.	West Monroe	2-0	37	9
10.	Acadiana	1-1	34	10

**Others receiving votes:** Brother Martin 19, Airline 18, Southside 17, East St. John 8, Mandeville 2, Archbishop Rummel 1, Dutchtown 1.

**GEAUX PREPS POLL****(9/11/23)**

Rk	Team	W-L
1.	John Curtis	1-0
2.	Destrehan	2-0
3.	Edna Karr	2-0
4.	Zachary	1-0
5.	Ruston	1-1
6.	Brother Martin	2-0
7.	Catholic-BR	1-1
8.	Carencro	2-0
9.	St. Augustine	2-0
10.	Acadiana	1-1

**First Five Out:** East St. John, Southside, West Monroe, Dutchtown, Airline

**CCS POLL****(9/11/23)**

Rk	Team	W-L
1)	John Curtis Christian	(1-0)
2)	Destrehan	(2-0)
3)	Karr	(2-0)
4)	Zachary	(1-0)
5)	Brother Martin	(2-0)
6)	St. Augustine	(2-0)
7)	Carencro	(2-0)
8)	Catholic (BR)	(1-1)
9)	Ruston	(1-1)
10)	Acadiana	(1-1)

**Others to watch:** Airline, West Monroe, Dutchtown, Southside, Ouachita Parish, Mandeville, Archbishop Rummel, East St. John, Holy Cross, Sam Houston

**BYRD BLASTS****The 2023 Schedule and Polls**

The Eight of the 10 opponents on Byrd's 2023 schedule made the playoffs in 2022. Airline, Benton, Haughton and Parkway each made it to the 2022 Non-Select Division I Playoffs. Haughton upset district champion Airline in the first round. After winning its first-round game, Benton lost 29-28 on a controversial finish in round two. Byrd, Captain Shreve and Huntington participated in the Select Div. I Playoffs. Shreve beat Tioga in the first round but lost 48-7 to No. 1 seed Warren Easton in the second round. The Calvary Cavaliers made it to the Select Division IV quarterfinals. For the second straight year, the Pleasant Grove Hawks advanced the Class 4A Division 2 Regional Finals before losing to the eventual state champion Carthage Bulldogs. The John Curtis Patriots, who are the defending Select Div. I Champions, remain atop the rankings in all three polls (Louisiana Sports Writer's Association, GeauxPreps and CrescentCitySports) for the third consecutive week. John Curtis, who knocked Byrd out of the playoffs in 2022, was scheduled to play No. 5 Zachary last week, but a dispute over the site of the contest forced the cancellation of the game. The only District 1-5A team recognized in this week's polls were the Airline Vikings, who received 18 votes in the LSWA poll. The Vikings, who are 2-0 on the young season, were among the "First Five Out" in the GeauxPreps poll and the "Others to Watch" in the CCS poll. The Calvary Cavaliers are ranked No. 1 in Class 2A in the LSWA poll and No. 2 in the other two polls behind the St. Charles Catholic Comets.

**Uncertain Playoff Picture**

Last month, a Louisiana judge issued a temporary injunction in favor of the nine member schools currently locked in a lawsuit against the Louisiana High School Athletic Association (LHSAA). The injunction effectively bars the LHSAA from implementing its current playoff format which was revamped last fall to include a new definition for "Select" schools, pending further legal proceedings. Since 2013, Byrd was deemed a "select" school and has participated in the LHSAA's Select Division I Playoffs every season, reaching the state finals in 2013 and 2020. With the start of the 2023 season, it's uncertain of what the LHSAA football playoffs will look like when they are set to begin the second weekend in November.

**Malachi's Historical Five**

Byrd's disappointing 44-43 loss to Huntington did not diminish the historical night for junior wingback Malachi Johnson. Johnson, who's 5'5" 155 lbs., was the leading rusher in the game with 165 yards on 11 carries (15.0 avg.) and he scored an incredible five touchdowns. Johnson's five touchdown performance tied a school record, which was originally set in 1928 by legendary Byrd back Joe Almokary, who did it twice during that season - versus Longview and Minden. The five rushing touchdowns in a game feat was replicated four more times in the 119-year history of Yellow Jackets Football. Lee Stokes in 1931 vs. Minden, Amaz Battle in 1995 vs. Natchitoches Central, Xavier Long in 2011 playoffs vs. West Jefferson and last season by quarterback Lake Lambert, who reached the end zone five times in Byrd's 49-10 regional playoff win over the Alexandria Trojans. Through the first two games, Johnson leads the team with 211 rushing yards. He's averaging 9.6 yards per carry and 105.5 yards per game.

**Hilliard Highlights Opener**

The effort of junior wingback Quinton Hilliard was the highlight of the Byrd's 27-10 loss to Pleasant Grove. Hilliard had a game-high 109 rushing yards on just six carries. In the third quarter, he had a dazzling 55-yard scamper that eventually led to Byrd's first touchdown. Most everyone, including the Byrd coaching staff, believed that Hilliard had scored on the long run because he was hit and tackled into the end zone by a pair of Pleasant Grove defenders. However, the officials ruled Hilliard down at the half-yard line. Byrd was forced to call a timeout because the extra-point unit was already lining up for the PAT. After the timeout, fullback Dixon Poirier plunged in from a yard out to give Byrd it's first points of the game and the season.

**Did You Know...**

...that there are at least five current Byrd players whose fathers also wore the purple and gold? Wingback Malachi Johnson's father Juston, also a wingback, played for Byrd from 2002-04. Ashton and Alton Fullwood's father Albert was a Yellow Jacket from 2002-04. Tight end Ronnie Buckingham's father Ronnie, who's a freshmen coach, played for the Jackets from 2001-03. Defensive end Darrell Cottonham, Jr.'s father, Darrell, Sr., played at Byrd from 1994-96.

**CAREER RUSHING LEADERS**

Rk.	Player (Years)	Carries	Yards	TDs
1.	Justan Gibson (2004-06)	497	3747	47
2.	Arlenzia Jackson (1987-89)	791	3085	31
3.	Brandon Nightingale (1998-00)	477	3044	42
4.	Amaz Battle (1995-98)	277	2614	49
5.	Charlie Barham (2016-18)	446	2361	28
6.	John Martin Anthony (2006-08)	355	2331	19
7.	Duan Maiden (1990-92)	424	2261	24
8.	Richard Carthon (2008-11)	301	2152	44
9.	Marques Ashley (1994-96)	324	1944	20
10.	Xavier Long (2010-12)	356	1897	27

## NOTEBOOK

### BYRD TRENDS

Byrd's Record in the months of...	2023	Ballew
August	0-0	0-0
September	0-2	8-3
October	0-0	6-3
November	0-0	3-2
December	0-0	0-0
	0-2	17-8

Byrd's Non-District Record...	2023	Ballew
at home	0-1	3-1
on the road	0-1	2-1
neutral	0-0	1-0

Byrd's District Record...	2023	Ballew
at home	0-0	4-3
on the road	0-0	6-1
neutral	0-0	0-0



Byrd's Playoff Record	2023	Ballew
at home	0-0	1-1
on the road	0-0	0-1
neutral	0-0	0-0

Byrd's Record in Games...	2023	Ballew
Decided by 7 pts or less	0-0	2-0
Decided by 3 pts or less	0-1	1-1
Homecomings	0-0	0-2
Away at night	0-1	8-3
Away during the day	0-0	0-0
Home at night	0-1	8-5
Home during the day	0-0	0-0
Neutral at night	0-0	1-0
Neutral during the day	0-0	0-0
Thursdays	0-1	8-2
Fridays	0-1	9-6
Saturdays	0-0	0-0
Sundays	0-0	0-0

Byrd's Record When...	2023	Ballew
Leading after the 1st quarter	0-1	12-3
Tied after the 1st quarter	0-0	2-0
Leading after the 2nd quarter	0-1	15-2
Tied after the 2nd quarter	0-0	1-0
Leading after the 3rd quarter	0-1	15-1
Tied after the 3rd quarter	0-0	1-0
Trailing after the 1st quarter	0-1	1-5
Trailing after the 2nd quarter	0-1	0-6
Trailing after the 3rd quarter	0-1	0-7
In Overtime games	0-0	0-0

Byrd's Record When Allowing	2023	Ballew
14 or fewer points	0-0	10-0
24 or fewer points	0-0	6-2
25+ points	0-2	1-6
Less than 200 total yards	0-0	4-0
Less than 300 total yards	0-0	7-2
Less than 400 total yards	0-1	4-1
400+ total yards	0-1	3-5
100+ yards rushing	0-2	9-8
200+ yards passing	0-1	3-4
A 100-yard rusher	0-1	6-6
A 200-yard passer	0-1	3-3
A 100-yard receiver	0-1	4-3

### SERIES RESULTS

Byrd vs. Calvary	Byrd leads series 7-2
2013 W, 48-21	
2014 W, 42-13	
2015 W, 49-21	
2016 L, 34-14	
2017 W, 42-32	
2018 W, 35-8	
2019 L, 37-25	
2020 W, 35-27	
2022 W, 14-7	

### BYRD BANTER

#### Last Time Versus the Cavaliers

Safety Christian Jones intercepted Calvary quarterback Bryce Carpenter's pass at the Jackets' goal line and returned it 69 yards to seal a hard-fought 14-7 win for Byrd. Calvary's defense held the vaunted Byrd rushing attack to just 99 yards on the night. The 99 rushing yards against the Cavaliers was the lowest total for Byrd since the 2021 Natchitoches Central game when they Jackets managed just 97 rushing yards against the Chiefs. However, Byrd did have 146 passing yards and a touchdown against the Cavaliers. It was the first time since 2019 against Natchitoches Central, a 9-7 Jackets win, that Byrd had more passing yards than rushing yards in a game.

#### Scouting the Cavs

You don't have to be a football genius to understand why the Calvary Cavaliers are so highly ranked in the Class 2A polls. The Cavaliers have cruised to victories over Class 1A power Logansport, 47-12, and 61-27 over Class 5A Captain Shreve. Calvary's offense has scoreboards across the area looking more like pinball machines tallying the scores. The Cavs have lit up the boards and opposing defenses alike by scoring 108 points in their first two games. Coach Rodeny Guin's team is led by junior quarterback Abram Wardell, who took over as the starter following Calvary's loss to Byrd last season. The move to Wardell prompted Bryce Carpenter to transfer to Loyola. Now firmly entrenched as the starter, Wardell has been spectacular. In the win over Shreve, he was 19-of-26 passing for 310 yards and four touchdowns. Wardell's top target is returning All-State wide receiver Aubrey Hermes. Hermes had six receptions for 144 yards and four touchdowns against the Gators. One of the nation's most sought after running backs in the Class of 2025 is James Simon. Against Shreve, the six-foot, 200-pound junior rushed for 119 yards on 12 carries and two touchdowns. Simon's older brother, John, is another weapon in Calvary's seemingly endless arsenal. The elder Simon had a 30-yard touchdown reception last week against the Gators. Calvary's defense doesn't get the attention that its offense receives, but it has been impressive as well. The Cavs held Logansport to just 12 points and limited Shreve's first-team offense to just 14 points for 47 minutes. The Gators scored their last touchdown in the final minute of last week's game. The Calvary linebacking corps is a swift and strong unit that features two-sport star Hutch Grace, who had a 42-yard scoop and score after a blocked punt last week, Cole Miller, who had a 64-yard interception return for a touchdown against Shreve, Heath Gross and Julius Moss. With the way its offense has been scoring points, Calvary's defense just needs to get a couple of stops per game.

#### Big Plays Plague Byrd

Big plays have plagued Byrd in the first two games this season, particularly the Purple Swarm Defense. In the opener against Pleasant Grove, Byrd's defense gave up six plays of 20-plus yards, including a 64-yard rush by Hawks' running back Nick Bells. Pleasant Grove also had a kickoff return of 60 yards. It was the big play that allowed the Huntington Raiders to capture the 44-43 win over Byrd. The Jackets allowed five scoring plays of 20 or more yards, including a 62-yard pass from Lorenzo White to Kaleb Tucker. That pass-catch duo was responsible for three of those five big plays, including an 82-yard touchdown pass on the Raiders second possession of the fourth quarter. On Huntington's first possession, White hooked up with Jamarion Washington for an 80-yard touchdown. Both of those possessions were one play, 80-plus yard scores.

#### Full Speed Ahead for Fullwood

The lone returning starter from last year's team is senior linebacker Ashton Fullwood. After a fine junior campaign, in which he tallied 38 total tackles, including 26 solo stops, Fullwood is now the leader of Byrd's Purple Swarm Defense. He suffered a broken ankle in the Jackets' 49-10 playoff win over Alexandria last year. After a lengthy recovery, it has been full speed ahead for Fullwood in this his senior season. He currently leads the team with 17 total tackles, three tackles-for-loss and one fumble recovery.

#### Sam I Am

Ashton Fullwood's linebacking mate is junior Sam Greer. The duo has been a bright spot for Byrd's defense. Greer had 11 total tackles, including five solo stops and a tackle-for-loss against Pleasant Grove. Through two games, Greer has 16 total tackles, including six solo stops, and two tackles-for-loss. Greer and Fullwood will face a stern test this week trying to slow down Calvary's high-powered offense.

### CAREER PASSING LEADERS

Rk.	Player (Years)	Att	Comp	Int	Yds	TDs
1.	Leon Murray (1992-94)	502	242	27	3493	25
2.	James Johnson (1971)	458	206	25	3442	25
3.	Mark Leonard (1978)	540	236	40	2969	20
4.	Arnaz Battle (1995-97)	227	112	9	2346	27
5.	David Woodley (1975)	355	131	25	2009	12
6.	Collier Thornton (1990-91)	268	121	15	1895	9
7.	Clint Bickham (2006-08)	169	89	10	1605	13
8.	Kenny Jones (1986)	445	154	29	1587	9
9.	David Brookings (1966)	233	95	26	1464	17
10.	Lake Lambert (2020-22)	146	76	2	1447	11

## NOTEBOOK

### INDIVIDUAL GAME RUSHING PERFORMANCES

Player	Carries	Yards
1. Charles Ball vs. Huntington (1990)	24	407
2. Richard Gay vs. Springhill (1954)	31	364
3. Jalin Thomas vs. Parkway (2017)	27	342
4. Brandon Nightingale vs. Evangel (2000)	21	323
5. Marion Songer vs. Bolton (1953)	16	296
6. Lake Lambert vs. Alexandria (2022)	8	267
7. Justan Gibson vs. Captain Shreve (2004)	21	255
8. Charlie Barham vs. Captain Shreve (2018)	29	248
9. Charlie Barham vs. Calvary (2018)	14	243
10. Brandon Nightingale vs. Ouachita (2000)	24	241
11. Jerome Bryant vs. BTW (1981)	15	240
12. Brittain White vs. Airline (2007)	25	226
13. Justan Gibson vs. Ouachita (2005)	25	224
14. Justan Gibson vs. Huntington (2005)	20	214
15. Amaz Battle vs. Airline (1996)	9	211
16. Duan Maiden vs. Fair Park (1992)	36	211
17. Justan Gibson vs. Holy Cross (2005)	24	210
Jethrie Thornton vs. El Dorado, AR (1984)	20	210

### INDIVIDUAL GAME PASSING PERFORMANCES

Player	C-A	Yds
1. James Johnson vs. Captain Shreve (1971)	12-24	330
2. Leon Murray vs. Huntington (1994)	14-17	288
3. Collier Thornton vs. Bossier (1991)	11-26	285
4. James Johnson vs. Westlake (1971)	13-21	261
5. Leon Murray vs. Ruston (1993, P)	10-15	260
6. Amaz Battle vs. Airline (1995)	4-6	226
7. James Johnson vs. Parkway (1970)	9-16	221
8. Leon Murray vs. Airline (1994)	10-20	215
9. James Johnson vs. Ruston (1970)	16-32	211
10. Mark Leonard vs. Fair Park (1978)	18-27	211
11. James Johnson vs. Southwood (1970)	13-26	210
12. Alex Walton vs. Southwood (2009)	14-29	209
13. Leon Murray vs. Natchitoches (1994)	10-22	208
14. Leon Murray vs. Captain Shreve (1994)	14-28	206
15. Collier Thornton vs. West Monroe (1991)	11-20	204
16. Mark Leonard vs. West Monroe (1978)	14-29	202

### INDIVIDUAL GAME RECEIVING PERFORMANCES

Player	Rec	Yds
1. Kevin Stevenson vs. Airline (1995)	3	210
2. Bo Flurry vs. Huntington (1994)	6	180
3. Chris Beard vs. Ruston (1994, P)	7	169
4. Isaac Hagins vs. Woodlawn (1970)	7	145
5. Henry Hill vs. Marshall, TX (1980)	6	140
6. Billy Boswell vs. Marshall, TX (1977)	6	138
7. Zarell Sanders vs. Natchitoches (2007)	6	137
8. Keven Stevenson vs. Natchitoches (1994)	3	129
9. Isaac Hagins vs. Airline (1971)	6	127
10. Isaac Hagins vs. Westlake (1971)	8	127
11. Isaac Hagins vs. Captain Shreve (1971)	4	126
12. Chris Beard vs. Natchitoches (1993)	4	124
13. Robert Dowell vs. Airline (1994)	2	122
14. Joey Jemigan vs. Green Oaks (2015)	3	118
15. John Martin Anthony vs. Ouachita (2008)	5	113
16. Robert McCoy vs. West Monroe (1991)	5	113
17. Brandon Hudgens vs. Tioga (2010)	2	111
18. Isaac Hagins vs. Southwood (1970)	4	111

### TEAM GAME RUSHING PERFORMANCES

Opponent (Year)	Carries	Yards	TD
1. Evangel (2000)	46	582	6
2. Ouachita (1964)		534	
3. Parkway (2021)	52	512	5
4. Alexandria (2022)	31	475	7
5. New Iberia (2010)	46	467	3
6. West Jefferson (2011, P)	53	465	7
7. Captain Shreve (2018)	59	462	4
8. Calvary (2015)	57	455	7
9. Huntington (2021)	55	442	5
10. Huntington (2008)	51	439	6
11. Southwood (2017)	54	428	6
12. Huntington (1990)	39	423	4
13. Benton (2021)	50	421	5
14. Airline (2021)	48	412	7
15. Natchitoches Central (2009)	40	402	6
16. Parkway (1997)	39	399	6
17. Houghton (2013)	53	398	5

### JACKET JARGON

#### Believing In Booras

In today's world of specialization, especially in football, it's not often where a kicker and punter transition into an every down player, much less at a skill position. However, that's exactly what senior Matthew Booras has done. Booras spent 2021 as Byrd's primary punter and reserve kicker. He punted 30 times for a 33.9 average. He also had seven kickoffs and two extra-point kicks. With the emergence of All-District, All-City punter and kicker Abram Murray, who's a Miami Hurricanes commit, Booras saw his kicking duties and playing time diminish. Believing in himself, Booras made the decision to change positions. Alongside Alex Schoonover, Booras has earned a starting job as a wide receiver. More importantly, he is Byrd's primary kick and punt returner. Booras, who's also a standout soccer player, has five kickoff returns for 102 yards and two punt returns for 36 yards through the first two games.

#### Brotherly Love

In looking at Byrd's 2023 rosters (varsity and freshmen), one will notice there are a number of players bearing the same last name. That's because there are at least five sets of brothers in the Byrd Football program. Abram and Asher Murray, Ashton and Alton Fullwood, Quinton and Conrad Hilliard, Noah and Willie Hearod and Mason and Mills Coenen. Kian Fox, John Rushing and Jackson Thrasher each had older brothers in the program last year.

#### Once a Citizen, Always a Citizen

C.E. Byrd High School is Shreveport's oldest public high school, and is often referred to as the "City of Byrd." In 2025, Byrd will celebrate its centennial. The Byrd Alumni Associations boasts that it's one of the largest alumni organizations in the nation. In addition to head coach Stacy Ballew, there's seven other members of the coaching staff who are citizens of the City of Byrd and played football for the Yellow Jackets. They are as follows: Stacy Ballew (1996), Ronnie Buckingham (2004), Rahkeem Mitchell (2009), Jalen Bowers (2013), Carlos Doss (2017), Shimoye Hampton (2017) and Seth Guerra (2023).

#### Over the Airwaves

Byrd football has been broadcast live on The Tiger (KWKH) for nearly 30 years. Charlie Cavell is in his 26th season as the "Voice of the Byrd Yellow Jackets" calling the play-by-play action. Dr. Kirk Martinson is the color analyst, while Byrd champion golfer Grant Reagan provides sideline reports. Marc Weddleton and Chad Ardoin are the statisticians. Byrd Football can be heard on AM 1130 and FM 103.3 The Tiger or by visiting 1130thetiger.com and clicking on the Listen Live button. Fans can download the 1130 The Tiger app to their smart device and listen to Byrd Football anywhere.

#### Alumni Report

Former Byrd Yellow Jackets in the collegiate ranks in 2023: punter Scotty Roblow and long snapper Sawyer Benson at Northwestern State University, offensive lineman Carson Bruno at Louisiana Tech University, punter Hardy "Archer" Trafford at East Carolina University, offensive lineman Calvin "Tre" Lester III at the University of Arkansas-Pine Bluff, wide receiver Jackson Dufrene at Nicholls State University and running back Devon Strickland at Centenary College.

#### Where Are They Now

Last week, Byrd's defense had a hard time stopping Huntington's offense. Who was calling the offensive plays for the Raiders? Former Jacket Jeremy Wilburn, who quarterbacked Byrd from 2001-03. Former Byrd players James Bradford and Nicholas Peoples are coaching at Green Oaks. Bradford, who was an offensive lineman from 1998-2000, is the Giants' new head coach. He took over for former Jacket running back Chadwick Lewis, who's now coaching in Arkansas. A standout defensive back from 2009-11, Peoples went on to play at Grambling before entering the coaching ranks.

#### A Look Ahead

On Thursday, Sept. 21, the Byrd Yellow Jackets and Captain Shreve Gators will convene for the 46th renewal of the "Backyard Brawl," arguably the best rivalry in Shreveport-Bossier and one of the most unique in Louisiana. As an added bonus, it's the District 1-5A opener for both teams. Kickoff is scheduled for 7 p.m. at Independence Stadium with Shreve being the home team.

### CAREER TACKLES LEADERS (SINCE 2002)

Rk.	Player (Years)	U	A	Total
1.	Paul Dupée (2005-07)	151	114	265
2.	Brooks Brossette (2020-22)	181	52	233
3.	Scotty Dickson (2006-08)	149	79	228
4.	Jonathan Stewart (2006-08)	131	82	213
5.	Pat Thomas (2004-06)	116	87	203
6.	Travis Gibson (2008-10)	138	48	186
7.	Will Anglin (2009-11)	143	30	173
8.	Brayden Hermes (2018-20)	130	38	168
9.	Krishun Cash (2012-14)	128	39	167
10.	Roger Goorley (2002-03)	96	58	154

## LAST TIME IT HAPPENED

### Kickoff Return for TD

Byrd: 61, Christian Jones vs. Southwood, 10/28/22  
Opp: 77, Albert Quest, St. Augustine, 11/14/19

### Punt Return for TD

Byrd: 79, Mitchell Ramsey vs. Maumelle, Ark., 9/16/21  
Opp: 44, Cade Stone, West Monroe, 9/1/12

### Blocked Punt Return for TD

Byrd: 12, Krishun Cash vs. Captain Shreve, 10/17/14  
Opp: 0, T Gaines, Moss Point, 9/9/17

### Interception Return for TD

Byrd: 35, Brooks Brossette vs. Airline, 10/20/22  
Opp: 40, Sawyer Simmons Benton, 9/30/22

### Fumble Recovery Return for TD

Byrd: 70, Jude Partington vs. Benton, 9/30/22  
Opp: 20, Jermal Callio, John Curtis, 11/25/22

### Safety Recorded

Byrd: Team, punter tackled in end zone vs. Southwood, 10/28/22  
Opp: Team, punter tackled in end zone, Natchitoches Central, 10/1/21

### Shutout at Home

Byrd: 41-0 vs. Southwood, 10/5/18  
Opp: 24-0 vs. West Monroe, 9/13/19 (neutral site)

### Shutout on Road

Byrd: 58-0 at Southwood, 10/28/22  
Opp: 28-0 at Brother Martin, 9/6/19

### Recorded A 2-Point Conversion

Byrd: Devon Strickland rush vs. Captain Shreve, 9/22/22  
Opp: Huntington, 3 rush, 1 pass, 9/7/23

### Blocked A Punt

Byrd: Christian Jones vs. Huntington, 9/2/21  
Opp: Laterious Pouncy, Airline, 11/18/11

### Blocked A Field Goal or Extra Point

Byrd: 2 - Team vs. Pleasant Grove, PAT & FG, 9/1/23  
Opp: Michael Turner, John Curtis, FG, 11/25/22

### Missed An Extra Point Kick

Byrd: 1, Abram Murray vs. Natchitoches Central, 11/4/22  
Opp: 1, Carter Buxton, Pleasant Grove, 9/1/23

### 100-Yard Rushing Game

Byrd: 165, Malachi Johnson vs. Huntington, 9/7/23  
Opp: 115, Marcus Willis, Huntington, 9/7/23

### 200-Yard Rushing Game

Byrd: 267, Lake Lambert vs. Alexandria, 11/18/22  
Opp: 219, Joshua Ware, Southwood, 11/4/21

### 300-Yard Rushing Game

Byrd: 342, Jalin Thomas vs. Parkway, 10/13/17  
Opp: None

### 100-Yard Passing Game

Byrd: 146, Lake Lambert vs. Calvary, 9/15/22  
Opp: 169, Ahkhari Johnson, Pleasant Grove, 9/1/23

### 200-Yard Passing Game

Byrd: 209, Alex Walton vs. Southwood, 9/24/09  
Opp: 215, Kenyon Terrell, Captain Shreve, 9/22/22

### 300-Yard Passing Game

Byrd: 330, James Johnson vs. Captain Shreve, 1971  
Opp: 338, Lorenzo White, Huntington, 9/7/23

### 500-Yard Passing Game

Opp: 516, Gray Walters, Benton, 9/30/22

### 100-Yard Receiving Game

Byrd: 118, Joey Jernigan vs. Green Oaks, 10/22/15  
Opp: 177, Kaleb Tucker, Huntington, 9/7/23

### 200-Yard Receiving Game

Byrd: 210, Kevin Stevenson vs. Airline, 1995  
Opp: 267, Pearce Russell, Benton, 9/30/22

### 60+ Yard Punt

Byrd: 66 & 63, Abram Murray vs. John Curtis, 11/25/22  
Opp: 61, Joe Bordelon, Alexandria, 11/18/22

### 40+ Yard Field Goal

Byrd: 45, Abram Murray vs. Pleasant Grove, 9/1/23  
Opp: 42, Mateo Restrepo, Natchitoches Central, 11/4/22

### 50+ Yard Field Goal

Byrd: 56\*, John Shaughnessy vs. Airline (P), 11/14/08

### 3 TDs Scored In A Game (Rush, Pass, Receiving, Return)

Byrd: Lake Lambert, (2 rush, 1 pass) vs. Captain Shreve, 10/28/21  
Opp: Kaleb Tucker, (3 receiving), Huntington, 9/7/23

### 4 TDs Scored In A Game (Rush, Pass, Receiving, Return)

Byrd: Desmond Simmons, (4 rush) vs. Southwood, 10/28/22  
Opp: Lorenzo White, (4 pass) Huntington, 9/7/23

### 5+ TDs Scored In A Game (Rush, Pass, Receiving, Return)

Byrd: Malachi Johnson, (5 rush) vs. Huntington, 9/7/23  
Opp: Gray Walters, (8 pass), Benton, 9/30/22

### Three Rushing TDs In A Game

Byrd: Jason Little vs. Parkway, 10/22/20  
Opp: Mahmood Bailey, St. Augustine, 11/14/19

### Four Rushing TDs In A Game

Byrd: Desmond Simmons vs. Southwood, 10/28/22  
Opp: Torey Lambert, Brother Martin, 11/19/21

### Five Rushing TDs In A Game

Byrd: Malachi Johnson vs. Huntington, 9/7/23  
Opp: None

### Three Passing TDs In A Game

Byrd: Amaz Battle vs. Airline, 1995  
Opp: Alex Garcia, Airline, 11/7/20

### Three Receiving TDs In A Game

Byrd: Kevin Stevenson vs. Airline, 1995  
Opp: Kaleb Tucker, Huntington, 9/7/23

### Four Passing TDs In A Game

Byrd: Amaz Battle vs. Airline, 1995  
Opp: Lorenzo White, Huntington, 9/7/23

### Five+ Passing TDs In A Game

Opp: Gray Walters (8), Benton, 9/30/22

### Four Receiving TDs In A Game

Byrd: None  
Opp: Pearce Russell, Benton, 9/30/22

### TD Run 50-59 Yards

Byrd: 54, Malachi Johnson vs. Huntington, 9/7/23  
Opp: 54, Jalen Abraham, Evangel, 11/16/18

### TD Run 60-69 Yards

Byrd: 68, Devon Strickland vs. Alexandria, 11/18/22  
Opp: 63, Devin Simpson, Moss Point, 9/9/17

### TD Run 70-79 Yards

Byrd: 70, Javien Wilson vs. Southwood, 10/14/16  
Opp: 74, Joshua Ware, Southwood, 11/4/21

### TD Run 80-89 Yards

Byrd: 87, Mitchell Ramsey vs. Parkway, 10/7/21  
Opp: 80, Chris Smith, Brother Martin, 9/6/19

### TD Run 90-99 Yards

Byrd: 97, Lake Lambert vs. Alexandria, 11/18/22  
Opp: 96, Caylin Demars, Natchitoches, 10/3/19

### TD Pass 50-59 Yards

Byrd: 57, Lake Lambert to Jackson Dufrene vs. Benton, 9/30/22  
Opp: 55, Tre Jackson to Daxton Chavez, Airline, 10/20/22

### TD Pass 60-69 Yards

Byrd: 65, Cameron Felt to William Berry vs. St. Augustine, 11/14/19  
Opp: 62, Lorenzo White to Kaleb Tucker, Huntington, 9/7/23

### TD Pass 70-79 Yards

Byrd: 70, Lake Lambert to William Berry vs. East Ascension, 10/30/20  
Opp: 72, Gray Walters to Jeffrey King, Benton, 9/30/22

### TD Pass 80-89 Yards

Byrd: 84, Amaz Battle to Kevin Stevenson vs. Airline, 1995  
Opp: 82, Lorenzo White to Kaleb Tucker, Huntington, 9/7/23  
80, Lorenzo White to Jamarion Washington, Huntington, 9/7/23

### TD Pass 90-99 Yards

Byrd: 98, Edgar Galloway to Dale Sandifer vs. Ruston, 1950  
Opp: 90, Darius Grant to Laderrien Frierson, Captain Shreve, 9/27/18

\* City & School records

## POINTS OFF TURNOVERS

### Byrd-Forced Turnovers

#### Game 1 • Pleasant Grove Hawks

Acquired	Ensuuing Drive	Result
Fumble	4 Plays, 54 Yards, 1:54 TOP	Touchdown

#### Game 2 • Huntington Raiders

Acquired	Ensuuing Drive	Result
Interception	3 Plays, 22 Yards, 0:59 TOP	Touchdown

#### Game 3 • Calvary Cavallers

Acquired	Ensuuing Drive	Result
----------	----------------	--------

#### Game 4 • Captain Shreve Gators

Acquired	Ensuuing Drive	Result
----------	----------------	--------

#### Game 5 • Benton Tigers

Acquired	Ensuuing Drive	Result
----------	----------------	--------

#### Game 6 • Houghton Buccaneers

Acquired	Ensuuing Drive	Result
----------	----------------	--------

#### Game 7 • Parkway Panthers

Acquired	Ensuuing Drive	Result
----------	----------------	--------

#### Game 8 • Airline Vikings

Acquired	Ensuuing Drive	Result
----------	----------------	--------

#### Game 9 • Southwood Cowboys

Acquired	Ensuuing Drive	Result
----------	----------------	--------

#### Game 10 • Natchitoches Central Chiefs

Acquired	Ensuuing Drive	Result
----------	----------------	--------

**2023 Season Totals:** 3 Forced Turnovers – 2 TD, 0 FG, 0 Missed FGs, 0 Punts, 1 Turnovers, 0 End of Half, 0 Downs

### Opponents-Forced Turnovers

#### Game 1 • Pleasant Grove Hawks

Acquired	Ensuuing Drive	Result
Fumble	5 Plays, 6 Yards, 1:16 TOP	Touchdown
Interception	5 Plays, 62 Yards, 0:58 TOP	Touchdown

#### Game 2 • Huntington Raiders

Acquired	Ensuuing Drive	Result
Fumble	4 Plays, 33 Yards, 1:45 TOP	Touchdown

#### Game 3 • Calvary Cavallers

Acquired	Ensuuing Drive	Result
----------	----------------	--------

#### Game 4 • Captain Shreve Gators

Acquired	Ensuuing Drive	Result
----------	----------------	--------

#### Game 5 • Benton Tigers

Acquired	Ensuuing Drive	Result
----------	----------------	--------

#### Game 6 • Houghton Buccaneers

Acquired	Ensuuing Drive	Result
----------	----------------	--------

#### Game 7 • Parkway Panthers

Acquired	Ensuuing Drive	Result
----------	----------------	--------

#### Game 8 • Airline Vikings

Acquired	Ensuuing Drive	Result
----------	----------------	--------

#### Game 9 • Southwood Cowboys

Acquired	Ensuuing Drive	Result
----------	----------------	--------

#### Game 10 • Natchitoches Central Chiefs

Acquired	Ensuuing Drive	Result
----------	----------------	--------

**2023 Season Totals:** 4 Forced Turnovers – 3 TD, 0 FG, 0 Missed FGs, 0 Punts, 0 Turnovers, 0 End of Half, 1 Downs

## PLAYOFF RESULTS SINCE '98

1998	L, 0-52 at West Monroe	2013	W, 24-0 vs. Shaw
2000	L, 27-30 vs. Neville		W, 14-10 at Holy Cross
2002	W, 27-7 vs. Jesuit		L, 22-23 vs. Rummel
	W, 24-7 at Catholic - BR		(Div. I State Championship)
	L, 20-21 OT vs. Rummel	2014	W, 35-6 vs. Fontainebleau
2005	W, 28-22 vs. Holy Cross		W, 37-20 vs. East Ascension
	L, 6-49 at Acadiana		L, 7-19 at West Monroe
2006	W, 34-28 at John Ehret	2015	W, 45-9 vs. Fontainebleau
	L, 15-42 vs. Acadiana		L, 41-47 vs. Landry-Walker
2007	W, 24-21 vs. Captain Shreve	2016	L, 15-27 at St. Augustine
	L, 3-27 at John Ehret	2017	L, 28-55 vs. Rummel
2008	W, 13-0 vs. Airline	2018	L, 37-17 vs. Evangel
	L, 7-20 at Ouachita	2019	L, 45-40 at St. Augustine
2010	L, 13-44 at Ouachita	2020	W, 31-14 vs. St. Augustine
2011	W, 56-21 vs. West Jefferson		W, 14-13 vs. Joh Curtis
	W, 35-24 at Airline		L, 35-12 vs. Catholic of Baton Rouge
	W, 35-24 vs. Rummel		(Div. I State Championship awarded to Byrd)
	L, 21-34 at Carencro	2021	L, 45-14 vs. Brother Martin
2012	W, 41-13 vs. Natchitoches	2022	W, 49-10 vs. Alexandria
	L, 21-38 at Barbe		L, 35-14 vs. John Curtis

## JACKETS IN PLAYOFFS

FINALS	SEMIS	QUARTERS	SECOND	FIRST
1926	1964	1960	1970	1993
1930	2011	2002	1971	1995
1931		2014	2005	1996
1933		2018	2006	1997
1934		2021	2007	1998
1935		2022	2008	2000
1937			2012	2010
1943			2015	2016
1949				2017
1953				2019
1956				
1962				
2013				
2020				



## 2023 YARDSTICKS

Byrd 0 0 7 3 -- 10  
 Pleasant Grove 14 13 0 0 -- 27

Huntington 0 24 8 12 -- 44  
 Byrd 14 14 6 9 -- 43

PG - Ahkhari Johnson 2 run (Carter Buxton kick)  
 PG - Jackson Gibson 21 pass from A. Johnson (Caleb Jones kick)  
 PG - Nick Bells 13 pass from A. Johnson (C. Jones kick)  
 PG - Kristian Wrightner 2 run (kick blocked)  
 BHS - Dixon Poirier 1 run (Abram Murray kick)  
 BHS - Abr. Murray 45 field goal

	BHS	PG
First Downs	14	22
Rushing Att - Yards	49-258	31-176
Passing Yards	13	169
Passes (C-A-I)	1-7-1	17-23-1
Punts-Avg.	4-46.0	1-37.0
Fumbles-Lost	3-2	2-1
Penalties-Yards	9-74	7-74

### Individual Leaders

**Rushing** - BHS: Quinton Hilliard 6-109, Malachi Johnson 11-46, J.D. Gallman 6-45, Jontavious Mobery 7-32, Desmond Simmons 5-24, Poirier 11-16, Matthew Booras 1-(-1), Team 2-(-13); PG: Bells 5-87, Wrightner 4-34, A. Johnson 14-25, Kaden McFadden 3-15, Jaylen Boardley 3-13, Cade Martin 1-2, Buck Anderson 1-0.  
**Passing** - BHS: Gallman 1-7-1 13; PG: A. Johnson 17-23-1 169.  
**Receiving** - BHS: Poirier 1-13; PG: Phillips 5-47, Boardley 4-33, Jaybren Baltimore 2-39, McFadden 2-7, Gibson 1-21, Bells 1-13, K.J. Reader 1-10, Landon West 1-(-1).

BHS - Malachi Johnson 15 run (Abram Murray kick)  
 BHS - J.D. Gallman 11 run (Murray kick)  
 HHS - Kaleb Tucker 20 pass from Lorenzo White (Preston Summage pass from White)  
 BHS - M. Johnson 54 run (Murray kick)  
 HHS - Kam'Ron Davis 4 run (Davis rush)  
 BHS - M. Johnson 38 run (Murray kick)  
 HHS - Tucker 62 pass from White (White rush)  
 HHS - Marcus Willis 29 run (Jamarion Washington rush)  
 BHS - M. Johnson 5 run (pass failed)  
 BHS - Abr. Murray 22 field goal  
 HHS - Washington 80 pass from White (pass failed)  
 HHS - Tucker 82 pass from White (pass failed)  
 BHS - M. Johnson 16 run (rush failed)

	HHS	BHS
First Downs	16	18
Rushing Att - Yards	27-168	54-322
Passing Yards	338	0
Passes (C-A-I)	10-22-1	0-3-0
Punts-Avg.	2-22.5	3-43.3
Fumbles-Lost	1-0	1-1
Penalties-Yards	11-85	4-63

### Individual Leaders

**Rushing** - HHS: Willis 8-115, Davis 11-45, Washington 1-10, Summage 1-8, Team 1-(-2), White 5-(-8); BHS: M. Johnson 11-165, Gallman 12-62, Desmond Simmons 13-40, Dixon Poirier 12-23, Quinton Hilliard 4-21, Jontavious Mobery 1-10, Matthew Booras 1-1.  
**Passing** - HHS: White 10-22-1 338; BHS: Gallman 0-3-0 0.  
**Receiving** - HHS: Tucker 4-177, Darius Burkins 2-36, Washington 1-80, Willis 1-19, Lacedric Hill 1-17, Summage 1-9; BHS: None.

**OPPONENT'S RESULTS****PLEASANT GROVE HAWKS** 

8/25 at Brock ..... W, 10-7  
 9/1 vs. Byrd ..... W, 27-10  
 9/9 at Midland Christian ... W, 45-26  
 9/15 vs. Frisco Memorial ..... 7 pm  
 9/22 vs. Paris ..... 7:30 pm  
 10/6 at Gilmer\* ..... 7:30 pm  
 10/13 at Pittsburg\* ..... 7:30 pm  
 10/20 vs. Liberty Eylau\* ..... 7:30 pm  
 10/27 at North Lamar\* ..... 7:30 pm  
 11/3 vs. Spring Hill\* ..... 7:30 pm

**HUNTINGTON RAIDERS** 

9/1 vs. Mansfield ..... W, 36-28  
 9/7 at Byrd ..... W, 44-43  
 9/15 at Neville ..... 7 pm  
 9/22 vs. Northwood\* ..... 7 pm  
 9/29 at Minden\* ..... 7 pm  
 10/6 vs. BTW\* ..... 7 pm  
 10/12 at Woodlawn\* ..... 7 pm  
 10/20 at North DeSoto\* ..... 7 pm  
 10/27 vs. Evangel\* ..... 7 pm  
 11/2 vs. Bossier\* ..... 7 pm

**CALVARY CAVALIERS** 

9/1 at Logansport ..... W, 47-12  
 9/7 at Captain Shreve ..... W, 61-27  
 9/14 at Byrd ..... 7 pm  
 9/22 vs. Wossman ..... 7 pm  
 9/29 vs. Westgate ..... 7 pm  
 10/6 vs. North Caddo\* ..... 7 pm  
 10/13 at Green Oaks\* ..... 7 pm  
 10/20 vs. D'Arbonne Woods\* ..... 7 pm  
 10/27 at Lakeside\* ..... 7 pm  
 11/3 vs. Loyola\* ..... 7 pm

**CAPTAIN SHREVE GATORS** 

8/31 vs. Loyola ..... W, 37-7  
 9/7 vs. Calvary ..... L, 61-27  
 9/16 vs. Union Parish ..... 7 pm  
 9/21 vs. Byrd\* ..... 7 pm  
 9/28 vs. Parkway\* ..... 7 pm  
 10/6 at Airline\* ..... 7 pm  
 10/13 at Natchitoches\* ..... 7 pm  
 10/20 at Southwood\* ..... 7 pm  
 10/26 vs. Benton\* ..... 7 pm  
 11/3 at Haughton\* ..... 7 pm

**BENTON TIGERS** 

9/1 at Northwood ..... W, 28-26  
 9/8 at Texas High ..... L, 62-14  
 9/14 vs. Newman ..... 7 pm  
 9/21 at Airline\* ..... 7 pm  
 9/28 at Byrd\* ..... 7 pm  
 10/6 vs. Natchitoches\* ..... 7 pm  
 10/12 vs. Southwood\* ..... 7 pm  
 10/20 vs. Haughton\* ..... 7 pm  
 10/26 at Captain Shreve\* ..... 7 pm  
 11/3 vs. Parkway\* ..... 7 pm

**HAUGHTON BUCCANEERS** 

9/1 vs. Red River ..... W, 48-28  
 9/8 at LaGrange ..... W, 43-22  
 9/15 vs. Many ..... 7 pm  
 9/22 at Parkway\* ..... 7 pm  
 9/29 at Southwood\* ..... 7 pm  
 10/6 vs. Byrd\* ..... 7 pm  
 10/12 vs. Airline\* ..... 7 pm  
 10/20 at Benton\* ..... 7 pm  
 10/27 at Natchitoches\* ..... 7 pm  
 11/3 vs. Captain Shreve\* ..... 7 pm

**PARKWAY PANTHERS** 

9/1 at Minden ..... W, 43-41  
 9/8 vs. Red River ..... W, 33-0  
 9/15 vs. Bossier ..... 7 pm  
 9/22 vs. Haughton\* ..... 7 pm  
 9/28 at Captain Shreve\* ..... 7 pm  
 10/6 vs. Southwood\* ..... 7 pm  
 10/13 at Byrd\* ..... 7 pm  
 10/20 at Natchitoches\* ..... 7 pm  
 10/27 vs. Airline\* ..... 7 pm  
 11/3 at Benton\* ..... 7 pm

**AIRLINE VIKINGS** 

9/1 vs. North DeSoto ..... W, 53-42  
 9/8 at Union Parish ..... W, 48-44  
 9/15 vs. Northwood ..... 7 pm  
 9/21 vs. Benton\* ..... 7 pm  
 9/28 at Natchitoches\* ..... 7 pm  
 10/6 vs. Captain Shreve\* ..... 7 pm  
 10/12 at Haughton\* ..... 7 pm  
 10/20 vs. Byrd\* ..... 7 pm  
 10/27 at Parkway\* ..... 7 pm  
 11/2 at Southwood\* ..... 7 pm

**SOUTHWOOD COWBOYS** 

8/31 vs. Green Oaks ..... L, 12-6 OT  
 9/8 at Woodlawn ..... L, 32-6  
 9/15 at Carroll ..... 7 pm  
 9/22 at Natchitoches\* ..... 7 pm  
 9/29 vs. Haughton\* ..... 7 pm  
 10/6 at Parkway\* ..... 7 pm  
 10/12 at Benton\* ..... 7 pm  
 10/20 vs. Captain Shreve\* ..... 7 pm  
 10/27 at Byrd\* ..... 7 pm  
 11/2 vs. Airline\* ..... 7 pm

**NATCHITOCHEs CENTRAL CHIEFS** 

9/1 at Woodlawn ..... W, 39-28  
 9/8 vs. Opelousas ..... L, 40-28  
 9/15 at Alexandria ..... 7 pm  
 9/22 vs. Southwood\* ..... 7 pm  
 9/28 vs. Airline\* ..... 7 pm  
 10/6 at Benton\* ..... 7 pm  
 10/13 vs. Captain Shreve\* ..... 7 pm  
 10/20 vs. Parkway\* ..... 7 pm  
 10/27 vs. Haughton\* ..... 7 pm  
 11/3 at Byrd\* ..... 7 pm

**SELECT DIVISION I GAMES**

Acadiana (1-1) at New Iberia (0-2)  
 Alexandria (0-2) vs. Natchitoches Central (1-1)  
 Byrd (0-2) vs. Calvary (2-0)  
 Bonabel (1-1) at Live Oak (1-1)  
 Brother Martin (2-0) at St. Thomas More (2-0)  
 Captain Shreve (1-1) vs. Union Parish (1-1)  
 Carencro (2-0) at Southside (2-0)  
 Catholic BR (1-1) vs. University Lab (1-1)  
 Comeaux (0-2) at Notre Dame (1-1)  
 East Jefferson (1-1) at Haynes Academy (1-1)  
 Edna Karr (2-0) at Warren Easton (2-0)  
 Hammond (2-0) vs. South Terrebonne (0-2)  
 Holy Cross (2-0) at Chalmette (2-0)  
 Huntington (2-0) at Neville (2-0)  
 Jesuit (1-1) at Lafayette Christian (2-0)  
 John Curtis (1-0) vs. Santaluces Community, FL  
 John Ehret (0-2) vs. BTW NO (0-2)  
 L.W. Higgins (0-2) vs. West Jefferson (0-2)  
 Lafayette (2-0) at Sulphur (1-1)  
 Liberty (1-1) at Denham Springs (1-1)  
 McKinley (1-1) vs. West Feliciana (1-1)  
 Northwood (0-2) at Airline (2-0)  
 Pineville (1-1) vs. Tioga (2-0)  
 Riverdale (1-1) at St. Martin's Episcopal (2-0)













**SELECT DIVISION I GAMES**

Rummel (1-1) at Shaw (0-2)  
 Scotlandville (0-2) at Madison Prep (1-1)  
 Southwood (0-2) at Carroll (1-1)  
 St. Augustine (2-0) at Zachary (1-0)  
 St. Paul's (1-1) vs. De La Salle (1-1)  
 Tioga (2-0) vs. Pineville (1-1)  
 Warren Easton (2-0) vs. Edna Karr (2-0)  
 West Jefferson (0-2) at LW Higgins (0-2)  
 Woodlawn BR (0-2) vs. GW Carver (0-2)

**AREA GAMES OF INTEREST**

North DeSoto (1-1) at Loyola (0-2)  
 Evangel (1-1) at Westgate (2-0)  
 Woodlawn SHV (1-1) at Red River (0-2)  
 Many (1-1) at Haughton (2-0)  
 Peabody (2-0) at Logansport (1-1)  
 North Caddo (0-2) vs. Bolton (0-2)  
 Glenbrook (2-0) at Delta Charter (2-0)  
 Green Oaks (1-1) vs. BTW SHV (1-1)  
 Haynesville (2-0) vs. Junction City, AR (2-1)  
 Bossier (1-1) at Parkway (2-0)  
 Huntington (2-0) at Neville (2-0)  
 Homer (1-1) vs. General Trass (1-1)  
 Ringgold (1-1) vs. Tensas (0-2)  
 Mansfield (0-2) at Ouachita Christian (2-0)

**2023 BYRD YELLOW JACKETS  
(0-2)**

<u>DATE</u>	<u>OPPONENT</u>	<u>LOCATION</u>	<u>RESULTS</u>	
Fri., Sep. 1	at Pleasant Grove Hawks	Hawk Stadium (Texarkana)	L, 27-10	
Thu., Sep. 7	vs. Huntington Raiders	Jerry Burton Stadium (Home)	L, 44-43	
Thu., Sep. 14	vs. Calvary Cavaliers	Independence Stadium	7 p.m.	
Thu., Sep. 21	at *Captain Shreve Gators	Independence Stadium (Visitor)	7 p.m.	
Thu., Sep. 28	vs. *Benton Tigers	Independence Stadium	7 p.m.	
Fri., Oct. 6	at *Haughton Buccaneers	Harold Harlan Stadium (Haughton)	7 p.m.	
Fri., Oct. 13	vs. *Parkway Panthers	Independence Stadium	7 p.m.	
Fri., Oct. 20	at *Airline Vikings	Airline Stadium (Bossier)	7 p.m.	
Fri., Oct. 27	vs. *Southwood Cowboys (HC)	Independence Stadium (Home)	5 p.m.	
Fri., Nov. 3	vs. *Natchitoches Central Chiefs (SR)	Independence Stadium	7 p.m.	
Fri., Nov. 10	**LHSAA Select Div. I Playoffs			
				

\* - District 1-5A games, HC - Homecoming, SR - Senior Night, \*\* - Division I Playoffs



**SCORE BY QUARTERS**

	<b>1st</b>	<b>2nd</b>	<b>3rd</b>	<b>4th</b>	<b>Total</b>
Yellow Jackets	14	14	13	12	53
Opponents	14	37	8	12	71

**TEAM STATISTICS**

Points Per Game  
Points Off Turnovers

**BYRD**

26.5  
14

**OPP**

35.5  
21

**FIRST DOWNS**

Rushing  
Passing  
Penalty

32  
1  
3

38  
15  
3

**RUSHING YARDAGE**

Yards gained rushing  
Yards lost rushing  
Rushing Attempts  
Average Per Rush  
Average Per Game  
TDs Rushing

580  
649  
69  
103  
5.6  
290.0  
7

344  
408  
64  
58  
5.9  
172.0  
4

**PASSING YARDAGE**

Comp-Att-Int  
Average Per Pass  
Average Per Catch  
Average Per Game  
TDs Passing

13  
1-10-1  
1.3  
13.0  
6.5  
0

507  
27-45-2  
11.3  
18.8  
253.5  
6

**TOTAL OFFENSE**

Total Plays  
Average Per Play  
Average Per Game

593  
113  
5.2  
296.5

851  
103  
8.3  
425.5

**KICK RETURNS: #-Yards**

8-152

2-90

**PUNT RETURNS: #-Yards**

2-36

4-107

**INT RETURNS: #-Yards**

2-49

1-8

**KICK RETURN AVERAGE**

19.0

45.0

**PUNT RETURN AVERAGE**

18.0

26.8

**INT RETURN AVERAGE**

24.5

8.0

**FUMBLES-LOST**

4-3

3-1

**PENALTIES-Yards**

Average Per Game

13-137  
68.5

18-159  
79.5

**PUNTS-Yards**

Average Per Punt  
Net punt average

7-302  
43.1  
25.0

3-82  
27.3  
15.3

**KICKOFFS-Yards**

Average Per Kick  
Net kick average

11-597  
54.3  
31.5

12-612  
51.0  
31.7

**TIME OF POSSESSION/Game**

27:16

19:10

**3RD-DOWN Conversions**

3rd-Down Pct

8/22  
36%

6/12  
50%

**4TH-DOWN Conversions**

4th-Down Pct

2/3  
67%

0/3  
0%

**SACKS BY-Yards**

1-6

0-0

**MISC YARDS**

0

0

**TOUCHDOWNS SCORED**

7

10

**FIELD GOALS-ATTEMPTS**

2-2

0-2

**ON-SIDE KICKS**

0-0

0-0

**RED-ZONE SCORES**

RED-ZONE TOUCHDOWNS

(7-8) 88%

(6-9) 67%

**PAT-ATTEMPTS**

(5-8) 63%

(6-9) 67%

(5-5) 100%

(3-5) 60%

**2023 OFFENSIVE STATISTICS**

<b>RUSHING</b>	<b>GP</b>	<b>Att</b>	<b>Gain</b>	<b>Loss</b>	<b>Net</b>	<b>Avg</b>	<b>TD</b>	<b>Long</b>	<b>Avg/G</b>
M. Johnson	2	22	216	5	211	9.6	5	54	105.5
Q. Hilliard	2	10	131	1	130	13.0	0	56	65.0
J.D. Gallman	2	18	140	33	107	5.9	1	50	53.5
D. Simmons	2	18	66	2	64	3.6	0	13	32.0
J. Mobery	2	8	42	0	42	5.2	0	10	21.0
D. Poirier	2	23	52	13	39	1.7	1	11	19.5
M. Booras	2	2	1	1	0	0.0	0	1	0.0
TEAM	1	2	1	14	-13	-6.5	0	1	-13.0
Total.....	2	103	649	69	580	5.6	7	56	290.0
Opponents.....	2	58	408	64	344	5.9	4	64	172.0

<b>PASSING</b>	<b>GP</b>	<b>Effic</b>	<b>Cmp-Att-Int</b>	<b>Pct</b>	<b>Yards</b>	<b>TD</b>	<b>Long</b>	<b>Avg/G</b>
J.D. Gallman	2	0.9	1-10-1	10.0	13	0	13	6.5
Total.....	2	0.9	1-10-1	10.0	13	0	13	6.5
Opponents.....	2	189.8	27-45-2	60.0	507	6	82	253.5

<b>RECEIVING</b>	<b>GP</b>	<b>No.</b>	<b>Yards</b>	<b>Avg</b>	<b>TD</b>	<b>Long</b>	<b>Avg/G</b>
D. Poirier	2	1	13	13.0	0	13	6.5
Total.....	2	1	13	13.0	0	13	6.5
Opponents.....	2	27	507	18.8	6	82	253.5

<b>PUNT RETURNS</b>	<b>No.</b>	<b>Yards</b>	<b>Avg</b>	<b>TD</b>	<b>Long</b>
M. Booras	2	36	18.0	0	36
Total.....	2	36	18.0	0	36
Opponents.....	4	107	26.8	0	37

<b>INTERCEPTIONS</b>	<b>No.</b>	<b>Yards</b>	<b>Avg</b>	<b>TD</b>	<b>Long</b>
J. Logan	1	43	43.0	0	43
Abraham-Miller	1	6	6.0	0	6
Total.....	2	49	24.5	0	43
Opponents.....	1	8	8.0	0	8

<b>KICK RETURNS</b>	<b>No.</b>	<b>Yards</b>	<b>Avg</b>	<b>TD</b>	<b>Long</b>
M. Booras	5	102	20.4	0	30
Ash. Murray	3	50	16.7	0	21
Total.....	8	152	19.0	0	30
Opponents.....	2	90	45.0	0	64

<b>FUMBLE RETURNS</b>	<b>No.</b>	<b>Yds</b>	<b>Avg</b>	<b>TD</b>	<b>Long</b>
Total.....	0	0	0.0	0	0
Opponents.....	0	0	0.0	0	0

<b>SCORING</b>	<b>TD</b>	<b>FGs</b>	<b>[----- PATs -----]</b>					<b>DXP</b>	<b>Saf</b>	<b>Points</b>
			<b>Kick</b>	<b>Rush</b>	<b>Rcv</b>	<b>Pass</b>	<b>Pass</b>			
M. Johnson	5	0-0	0-0	0-0	0	0-0	0	0	30	
Abr. Murray	0	2-2	5-5	0-0	0	0-0	0	0	11	
J.D. Gallman	1	0-0	0-0	0-0	0	0-1	0	0	6	
D. Poirier	1	0-0	0-0	0-1	0	0-0	0	0	6	
G. Johnson	0	0-0	0-0	0-0	0	0-0	0	0	0	
Total.....	7	2-2	5-5	0-1	0	0-1	0	0	53	
Opponents.....	10	0-2	3-4	3-3	1	1-3	0	0	71	

<b>TOTAL OFFENSE</b>	<b>GP</b>	<b>Plays</b>	<b>Rush</b>	<b>Pass</b>	<b>Total</b>	<b>Avg/G</b>
M. Johnson	2	22	211	0	211	105.5
Q. Hilliard	2	10	130	0	130	65.0
J.D. Gallman	2	28	107	13	120	60.0
D. Simmons	2	18	64	0	64	32.0
J. Mobery	2	8	42	0	42	21.0
D. Poirier	2	23	39	0	39	19.5
TEAM	1	2	-13	0	-13	-13.0
Total.....	2	113	580	13	593	296.5
Opponents.....	2	103	344	507	851	425.5

<b>ALL PURPOSE GP</b>	<b>GP</b>	<b>Rush</b>	<b>Rec</b>	<b>PR</b>	<b>KOR</b>	<b>IR</b>	<b>Tot</b>	<b>Avg/G</b>
M. Johnson	2	211	0	0	0	0	211	105.5
M. Booras	2	0	0	36	102	0	138	69.0
Q. Hilliard	2	130	0	0	0	0	130	65.0
J.D. Gallman	2	107	0	0	0	0	107	53.5
D. Simmons	2	64	0	0	0	0	64	32.0
D. Poirier	2	39	13	0	0	0	52	26.0
Ash. Murray	2	0	0	0	50	0	50	25.0
J. Logan	2	0	0	0	0	43	43	21.5
J. Mobery	2	42	0	0	0	0	42	21.0
Abraham-Miller	2	0	0	0	0	6	6	3.0
TEAM	1	-13	0	0	0	0	-13	-13.0
Total.....	2	580	13	36	152	49	830	415.0
Opponents.....	2	344	507	107	90	8	1056	528.0

**2023 DEFENSIVE STATISTICS**

DEFENSIVE LEADERS	GP	Tackles			TFL-Yds			Sacks		Pass Defense			Fumbles		Blkd		
		Solo	Ast	Total	TFL	-Yds	No	-Yds	Int-Yds	BU	PD	Qbh	Rcv	-Yds	FF	Kick	Saf
6 Ash. Fullwood	2	8	9	17	3	-4	.	.	.	.	.	1	-0	.	.	.	
3 S. Greer	2	6	10	16	2	-16	.	.	.	.	.	.	.	.	.	.	
94 D. Cottonham	2	6	3	9	3	-2	.	.	.	.	.	.	.	.	.	.	
14 Abraham-Miller	2	3	5	8	.	.	.	1	-6	2	3	.	.	.	.	.	
44 G. Johnson	2	4	4	8	2	-14	.	.	.	.	.	.	.	.	.	.	
15 E. Sipes	2	5	2	7	1	-6	1.0	-6	.	.	.	.	.	.	.	.	
11 J. Logan	2	6	.	6	.	.	.	1	-43	1	2	.	.	.	.	.	
7 K. Roberson	2	1	3	4	2	-3	.	.	1	1	.	.	.	.	.	.	
33 J. Mobery	2	3	.	3	.	.	.	.	.	.	.	.	.	.	.	.	
45 J. Rushing	2	1	2	3	.	.	.	.	.	.	.	.	.	.	.	.	
13 J. Thrasher	2	1	2	3	.	.	.	.	.	.	.	.	.	.	.	.	
97 M. Franklin	2	1	2	3	1	-2	.	.	.	.	.	.	.	.	.	.	
19 E. Oliver	2	1	1	2	1	-0	.	.	.	.	.	.	.	.	.	.	
90 I. Gray	2	.	1	1	.	.	.	.	.	.	.	.	.	.	.	.	
49 J. Washington	1	1	.	1	.	.	.	.	.	.	.	.	.	.	.	.	
9 M. Booras	2	.	1	1	.	.	.	.	.	.	.	.	.	.	.	.	
TM TEAM	1	1	.	1	.	.	.	.	.	.	.	.	.	.	.	2	
Total.....	2	48	45	93	15	-47	1	-6	2	-49	4	6	1	-0	.	2	
Opponents.....	2	67	54	121	16	-53	0	-0	1	-8	.	1	3	-0	.	.	

**2023 KICKING STATISTICS**

FIELD GOALS	Made	Att	Pct	01-19	20-29	30-39	40-49	50-99	Long	Blkd
Abr. Murray	2	2	100.0	0	0	1	1	0	45	0

PUNTING	No.	Yards	Avg	Long	TB	FC	I20	50+	Blkd
Abr. Murray	7	302	43.1	55	1	1	1	2	0
Total.....	7	302	43.1	55	1	1	1	2	0
Opponents.....	3	82	27.3	37	0	0	1	0	0

FG SEQUENCE	Yellow	Jackets	OPPONENTS
Hawks	(45)		42,35
Raiders	(22)		-
Cavaliers			
Gators			
Tigers			
Buccaneers			
Panthers			
Vikings			
Cowboys			
Chiefs			

KICKOFFS	No.	Yards	Avg	TB	OB	Retn	Net	YdLn
Abr. Murray	11	597	54.3	8	0			
Total.....	11	597	54.3	8	0	45.0	31.5	28
Opponents.....	12	612	51.0	4	0	19.0	31.7	28

Numbers in (parentheses) indicate field goal was made.

**2023 TEAM SUPERLATIVES****CATEGORY**

POINTS SCORED  
 FIRST DOWNS  
 TOTAL OFFENSE YARDS  
 TOTAL PLAYS  
 RUSHING YARDS  
 RUSHING ATTEMPTS  
 RUSHING TOUCHDOWNS  
 PASSING YARDS  
 PASS ATTEMPTS  
 PASS COMPLETIONS  
 PASSING TOUCHDOWNS  
 INTERCEPTIONS THROWN  
 INTERCEPTIONS BY BYRD  
 PUNTS  
 PUNTING AVERAGE (2 PUNTS MIN)  
 FUMBLES  
 FUMBLES LOST  
 PENALTIES  
 PENALTY YARDS

**HIGH**

43 vs. HUNTINGTON  
 18 vs. HUNTINGTON  
 322 vs. HUNTINGTON  
 57 vs. HUNTINGTON  
 322 vs. HUNTINGTON  
 54 vs. HUNTINGTON  
 6 vs. HUNTINGTON  
 13 vs. PLEASANT GROVE  
 7 vs. PLEASANT GROVE  
 1 vs. PLEASANT GROVE  
 1 vs. PLEASANT GROVE  
 1 vs. PLEASANT GROVE, HUNTINGTON  
 4 vs. PLEASANT GROVE  
 43.3 vs. HUNTINGTON  
 3 vs. PLEASANT GROVE  
 2 vs. PLEASANT GROVE  
 9 vs. PLEASANT GROVE  
 74 vs. PLEASANT GROVE

**LOW**

10 vs. PLEASANT GROVE  
 14 vs. PLEASANT GROVE  
 271 vs. PLEASANT GROVE  
 56 vs. PLEASANT GROVE  
 258 vs. PLEASANT GROVE  
 49 vs. PLEASANT GROVE  
 1 vs. PLEASANT GROVE  
 0 vs. HUNTINGTON  
 3 vs. HUNTINGTON  
 0 vs. HUNTINGTON  
 0 vs. PLEASANT GROVE, HUNTINGTON  
 0 vs. HUNTINGTON  
 3 vs. HUNTINGTON  
 43.0 vs. PLEASANT GROVE  
 1 vs. HUNTINGTON  
 1 vs. HUNTINGTON  
 4 vs. HUNTINGTON  
 63 vs. HUNTINGTON

**BYRD PLAYER GAME HIGHS****CATEGORY**

RUSH YARDS 165, MALACHI JOHNSON vs. HUNTINGTON  
 RUSH ATTEMPTS 13, DESMOND SIMMONS vs. HUNTINGTON  
 RUSH TDs 5, MALACHI JOHNSON vs. HUNTINGTON  
 LONGEST RUSH 56, QUINTON HILLIARD vs. PLEASANT GROVE  
 PASS YARDS 13, J.D. GALLMAN vs. PLEASANT GROVE  
 PASS ATTEMPTS 7, J.D. GALLMAN vs. PLEASANT GROVE  
 PASS COMPLETIONS 1, J.D. GALLMAN vs. PLEASANT GROVE  
 PASS TDs -  
 LONGEST RECEPTION 13, DIXON POIRIER vs. PLEASANT GROVE  
 RECEIVING YARDS 13, DIXON POIRIER vs. PLEASANT GROVE  
 RECEPTIONS 1, DIXON POIRIER vs. PLEASANT GROVE  
 RECEIVING TDs -  
 FIELD GOALS 1, ABRAM MURRAY vs. PLEASANT GROVE, HUNTINGTON  
 LONGEST FG 45, ABRAM MURRAY vs. PLEASANT GROVE  
 LONGEST PUNT 55, ABRAM MURRAY vs. PLEASANT GROVE  
 LONGEST PUNT RETURN 36, MATTHEW BOORAS vs. HUNTINGTON  
 LONGEST KICKOFF RETURN 30, MATTHEW BOORAS vs. HUNTINGTON  
 TACKLES 11, SAM GREER vs. PLEASANT GROVE  
 TACKLES FOR LOSS 3.0, DARRELL COTTONHAM vs. HUNTINGTON  
 SACKS 1, ETHAN SIPES vs. HUNTINGTON  
 PASS BREAKUPS 1, THREE PLAYERS vs. TWO TEAMS  
 INTERCEPTIONS 1, TWO PLAYERS vs. TWO TEAMS  
 FUMBLE RECOVERIES 1, ASHTON FULLWOD vs. PLEASANT GROVE

**OPPONENT PLAYER GAME HIGHS****CATEGORY**

RUSH YARDS 115, MARCUS WILLIS, HUNTINGTON  
 RUSH ATTEMPTS 14, AHKHARI JOHNSON, PLEASANT GROVE  
 RUSH TDs 1, FOUR PLAYERS, TWO TEAMS  
 LONGEST RUSH 64, NICK BELLS, PLEASANT GROVE  
 PASS YARDS 338, LORENZO WHITE, HUNTINGTON  
 PASS ATTEMPTS 23, AHKHARI JOHNSON, PLEASANT GROVE  
 PASS COMPLETIONS 17, AHKHARI JOHNSON PLEASANT GROVE  
 PASS TDs 4, LORENZO WHITE, HUNTINGTON  
 LONGEST RECEPTION 82, KALEB TUCKER, HUNTINGTON  
 RECEIVING YARDS 177, KALEB TUCKER, HUNTINGTON  
 RECEPTIONS 5, TORION PHILLIPS, PLEASANT GROVE  
 RECEIVING TDs 3, KALEB TUCKER, HUNTINGTON  
 FIELD GOALS -  
 LONGEST FG -  
 LONGEST PUNT 37, CADE MARTIN, PLEASANT GROVE  
 LONGEST PUNT RETURN 37, MARCUS WILLIS, HUNTINGTON  
 LONGEST KICKOFF RETURN 64, KJ READER, PLEASANT GROVE  
 TACKLES 8, TWO PLAYERS, HUNTINGTON  
 TACKLES FOR LOSS 4.0, JAYMON WHEELER, PLEASANT GROVE  
 SACKS -  
 PASS BREAKUPS -  
 INTERCEPTIONS 1, X'ZAVION JOHNSON, PLEASANT GROVE  
 FUMBLE RECOVERIES 1, THREE PLAYERS, TWO TEAMS

**2023 FRIERSON FAMILY PLAYERS OF THE GAME****PLEASANT GROVE**

O: Quinton Hilliard  
 D: Ashton Fullwood  
 S: Abram Murray

**HUNTINGTON**

O: Malachi Johnson  
 D: G. Johnson, D. Cottonham  
 S: Matthew Booras

**CALVARY****CAPTAIN SHREVE****BENTON****HAUGHTON****PARKWAY****AIRLINE****SOUTHWOOD****NATCHITOCHEs CENTRAL**

## 2023 PLAYER PROFILES

### #5 J.D. Gallman, Quarterback

2023 game highs (career high)  
**Attempts:** 7 vs. Pleasant Grove (11 vs. Haughton)  
**Completions:** 1 vs. Pleasant Grove (6 vs. Haughton)  
**Yards:** 13 vs. Pleasant Grove (91 vs. Haughton)  
**Touchdowns:** 0 (same)  
**Long:** 13 vs. Pleasant Grove (39 vs. Haughton)  
**Rushes:** 12 vs. Huntington (same)  
**Yards:** 62 vs. Huntington (same)  
**Touchdowns:** 1 vs. Huntington (same)  
**Long:** 50 vs. Pleasant Grove (same)

### #20 Dixon Polrier, Fullback

2023 game highs (career high)  
**Rushes:** 12 vs. Huntington (16 vs. Huntington, 9/9/22)  
**Yards:** 23 vs. Huntington (144 vs. Huntington, 9/9/22)  
**Long:** 11 vs. Pleasant Grove (54 vs. Airline, 10/22/21)  
**Touchdowns:** 1 vs. Pleasant Grove (2 vs. two teams)  
**Receptions:** 1 vs. Pleasant Grove (1 vs. four teams)  
**Yards:** 13 vs. Pleasant Grove (15 vs. Pleasant Grove, 9/2/22)  
**Long:** 13 vs. Pleasant Grove (15 vs. Pleasant Grove, 9/2/22)  
**Touchdowns:** 0 (same)

### #8 Desmond Simmons, Fullback

2023 game highs (career high)  
**Rushes:** 13 vs. Huntington (same)  
**Yards:** 40 vs. Huntington (106 vs. Southwood, 10/28/22)  
**Touchdowns:** 0 (4 vs. Southwood, 10/28/22)  
**Long:** 13 vs. Pleasant Grove (64 vs. Southwood, 10/28/22)  
**Receptions:** 0 (same)  
**Yards:** 0 (same)

### #4 Malachi Johnson, Wingback

2023 game highs (career high)  
**Rushes:** 11 vs. two teams (11 vs. three teams)  
**Yards:** 165 vs. Huntington (same)  
**Long:** 54 vs. Huntington (same)  
**Touchdowns:** 5 vs. Huntington (same)\*  
**Receptions:** 0 (same)  
**Yards:** 0 (same)

### #24 Quinton Hilliard, Wingback

2023 game highs (career high)  
**Rushes:** 6 vs. Pleasant Grove (same)  
**Yards:** 109 vs. Pleasant Grove (same)  
**Long:** 56 vs. Pleasant Grove (same)  
**Touchdowns:** 0 (same)  
**Receptions:** 0 (same)  
**Yards:** 0 (same)

### #33 Jontavious Mobery, Wingback

2023 game highs (career high)  
**Rushes:** 6 vs. Pleasant Grove (same)  
**Yards:** 45 vs. Pleasant Grove (same)  
**Long:** 10 vs. Huntington (12 vs. Southwood, 10/28/22)  
**Touchdowns:** 0 (same)  
**Receptions:** 0 (same)  
**Yards:** 0 (same)

### #2 Alex Schoonover, Receiver

2023 game highs (career high)  
**Receptions:** 0 (same)  
**Yards:** 0 (same)  
**Long:** 0 (same)  
**Touchdowns:** 0 (same)

### #9 Matthew Booras, Receiver / Returner / Punter

2023 game highs (career high)  
**Receptions:** 0 (same)  
**Yards:** 0 (same)  
**Long:** 0 (same)  
**Touchdowns:** 0 (same)  
**Kick Returns:** 4 vs. Huntington (same)  
**Yards:** 90 vs. Huntington (same)  
**Long:** 30 vs. Huntington (same)  
**Touchdowns:** 0 (same)  
**Punt Returns:** 1 vs. two teams (same)  
**Yards:** 36 vs. Huntington (same)  
**Long:** 36 vs. Huntington (same)  
**Touchdowns:** 0 (same)  
**Punts:** 0 (7 vs. Brother Martin, 11/19/21)  
**Long:** 0 (50 vs. Calvary, 9/15/22)  
**Average:** 0 (50.0 vs. Calvary, 9/15/22)

### #1 Abram Murray, Kicker / Punter

2023 game highs (career high)  
**FGA:** 1 vs. two teams (1 vs. nine teams)  
**FGM:** 1 vs. two teams (1 vs. five teams)  
**Long:** 45 vs. Pleasant Grove (49 vs. Captain Shreve, 9/22/22)  
**Punts:** 4 vs. Pleasant Grove (5 vs. Benton, 9/30/22)  
**Long:** 55 vs. Pleasant Grove (66 vs. John Curtis, 11/25/22)  
**Average:** 43.3 vs. Huntington (51.5 vs. John Curtis, 11/25/22)

### #90 Ian Gray, Defensive Lineman

2023 game highs (career high)  
**Solo:** 0 (same)  
**Assisted:** 1 vs. Huntington (same)  
**Total Tackles:** 1 vs. Huntington (same)  
**Tackles for Loss:** 0 (same)  
**Sacks:** 0 (same)

### #97 Mattias Franklin, Defensive Lineman

2023 game highs (career high)  
**Solo:** 1 vs. Pleasant Grove (1 vs. two team)  
**Assisted:** 1 vs. two teams (same)  
**Total Tackles:** 2 vs. Pleasant Grove (same)  
**Tackles for Loss:** 1 vs. Pleasant Grove (same)  
**Sacks:** 0 (same)

### #94 Darrell Cottonham, Defensive Lineman

2023 game highs (career high)  
**Solo:** 4 vs. Pleasant Grove (same)  
**Assisted:** 3 vs. Huntington (same)  
**Total Tackles:** 5 vs. Huntington (same)  
**Tackles for Loss:** 3 vs. Huntington (same)  
**Sacks:** 0 (same)

### #45 John Rushing, Defensive Tackle

2023 game highs (career high)  
**Solo:** 1 vs. Pleasant Grove (2 vs. Alexandria, 11/4/22)  
**Assisted:** 2 vs. Huntington (same)  
**Total Tackles:** 2 vs. Huntington (2 vs. two teams)  
**Tackles for Loss:** 0 (same)  
**Sacks:** 0 (same)

### #49 Jordan Washington, Defensive End

2023 game highs (career high)  
**Solo:** 1 vs. Pleasant Grove (same)  
**Assisted:** 0 (same)  
**Total Tackles:** 1 vs. Pleasant Grove (same)  
**Tackles for Loss:** 0 (same)

### #6 Ashton Fullwood, Linebacker

2023 game highs (career high)  
**Solo:** 5 vs. Pleasant Grove (same)  
**Assisted:** 5 vs. Huntington (same)  
**Total Tackles:** 9 vs. Pleasant Grove (same)  
**Tackles for Loss:** 2 vs. Huntington (same)  
**Fumble Recoveries:** 1 vs. Pleasant Grove (1 vs. two teams)

### #3 Sam Greer, Linebacker

2023 game highs (career high)  
**Solo:** 5 vs. Pleasant Grove (same)  
**Assisted:** 6 vs. Pleasant Grove (same)  
**Total Tackles:** 11 vs. Pleasant Grove (same)  
**Tackles for Loss:** 1 vs. Pleasant Grove (same)  
**Sacks:** 0 (same)  
**Fumble Recoveries:** 0 (1 vs. Southwood, 10/28/22)

### #15 Ethan Sipes, Linebacker

2023 game highs (career high)  
**Solo:** 3 vs. Pleasant Grove (same)  
**Assisted:** 1 vs. two teams (1 vs. three teams)  
**Total Tackles:** 4 vs. Pleasant Grove (same)  
**Tackles for Loss:** 1 vs. Huntington (same)  
**Sacks:** 1 vs. Huntington (same)

### #14 Kaiden Abraham-Miller, Defensive Back

2023 game highs (career high)  
**Solo:** 3 vs. Pleasant Grove (same)  
**Assisted:** 3 vs. Huntington (same)  
**Total Tackles:** 5 vs. Pleasant Grove (same)  
**Tackles for Loss:** 0 (same)  
**Interceptions:** 1 vs. Pleasant Grove (same)  
**Pass Breakups:** 1 vs. two teams (same)

### #11 James Logan, Defensive Back

2023 game highs (career high)  
**Solo:** 4 vs. Pleasant Grove (same)  
**Assisted:** 0 (same)  
**Total Tackles:** 4 vs. Pleasant Grove (same)  
**Tackles for Loss:** 0 (same)  
**Interceptions:** 1 vs. Huntington (same)  
**Pass Breakups:** 1 vs. Pleasant Grove (same)

### #7 Kristian Roberson, Defensive Back

2023 game highs (career high)  
**Solo:** 1 vs. Pleasant Grove (same)  
**Assisted:** 2 vs. Pleasant Grove (same)  
**Total Tackles:** 3 vs. Pleasant Grove (same)  
**Tackles for Loss:** 1 vs. Pleasant Grove (same)  
**Interceptions:** 0 (same)  
**Pass Breakups:** 1 vs. Huntington (same)  
**Fumble Recoveries:** 0 (same)

### #44 Grant Johnson, Defensive Back

2023 game highs (career high)  
**Solo:** 3 vs. Huntington (same)  
**Assisted:** 2 vs. two teams (same)  
**Total Tackles:** 5 vs. Huntington (same)  
**Tackles for Loss:** 2 vs. Pleasant Grove (same)  
**Pass Breakups:** 0 (same)  
**Interceptions:** 0 (same)

### #19 Ethan Oliver, Defensive Back

2023 game highs (career high)  
**Solo:** 1 vs. Huntington (same)  
**Assisted:** 1 vs. Huntington (same)  
**Total Tackles:** 2 vs. Huntington (same)  
**Tackles for Loss:** 1 Huntington (same)  
**Pass Breakups:** 0 (same)  
**Interceptions:** 0 (same)