

2022 C.E. BYRD YELLOW JACKETS FOOTBALL GAME NOTES



STATE CHAMPIONS
1926, 1930, 1931, 1934,
1935, 1937, 1949, 2020

STATE RUNNERS-UP
1933, 1943, 1953, 1956, 1962, 2013

DISTRICT CHAMPIONS
1926, 1930, 1931, 1933, 1934, 1935, 1937,
1942, 1949, 1953, 1956, 1960, 1962, 1964,
1993, 1996, 1997, 2002, 2011, 2012, 2014,
2015, 2020, 2021

1

PLEASANT GROVE HAWKS



SEPTEMBER 2, 2022 * 7 PM
SHREVEPORT, LA * LEE HEDGES STADIUM

C.E. Byrd High School Facts

Located: Shreveport, Louisiana
Renamed: 1925 (previously Shreveport HS)
Enrollment: 1,509
Nickname: Yellow Jackets
Colors: Purple and Gold
District: 1-5A
Stadium: Lee Hedges Stadium
Principal: Gerald "Jerry" Badgley

Coaching Staff

Head Coach/Linebackers: Stacy Ballew
Offensive Coordinator: Wade Leone
Offensive Line: Lindsey Bruno
Wide Receivers: Marty Guerrero
Running backs: Shimorye Hampton
Defensive Coordinator/Safeties: Jason Pope
Defensive Line: Jalen Bowers
Cornerbacks: Dayton Corbett
Freshmen: Josh Cason, Ronnie Buckingham, Carlos Doss and Kellum Humphrey

Yellow Jackets Team Facts

2021 Record.....9-2, 6-1
Offensive Starters Returning..... 7
Defensive Starters Returning 5
OffensiveMultiple Option
Defensive 4-2-5

2022 Schedule and Results

9/2 vs. Pleasant Grove Hawks.....7 p.m.
9/9 at Huntington Raiders7 p.m.
9/15 vs. Calvary Cavaliers.....7 p.m.
9/22 vs. *Captain Shreve Gators.....7 p.m.
9/30 at *Benton Tigers7 p.m.
10/7 vs. *Haughton Buccaneers (HC) .. 7 p.m.
10/14 at *Parkway Panthers7 p.m.
10/20 vs. *Airline Vikings7 p.m.
10/28 at *Southwood Cowboys7 p.m.
11/4 at *Natchitoches Chiefs 7 p.m.

*District 1-5A

(HC) Homecoming

SEASON OPENER

The Byrd Yellow Jackets will open the 2022 season against the Pleasant Grove Hawks. It's the first-ever meeting between the two schools. Kickoff is scheduled for 7 p.m. at Lee Hedges Stadium.

A LITTLE BIT ABOUT THE TEAMS

The Byrd Yellow Jackets finished the 2021 season with a 9-2 overall record after losing 45-14 to the Brother Martin Crusaders in the Division I quarterfinals. Byrd captured a share of the 2021 District 1-5A title with a 6-1 record and were the No. 3 seed in the Div. I Playoffs. It was the second straight district championship for the Jackets, and the first for head coach Stacy Ballew. The Yellow Jackets return seven starters on offense and five starters on defense. Pleasant Grove posted an 8-6 record in 2021. The Hawks lost 36-15 to district rival Gilmer in the regional finals of the Class 4A, Div. II playoffs. Pleasant Grove won Class 4A, Div. II State Championships in 2017 and 2019.

LAST TIME OUT

The Byrd Yellow Jackets defeated the Captain Shreve Gators 24-17 in last Thursday's jamboree at Independence Stadium. Byrd was led by senior quarterback Lake Lambert, who rushed for 77 yards on 11 carries and scored two touchdowns. The No. 5-ranked Pleasant Grove Hawks registered a 28-7 victory over No. 1 ranked (Class 3A) Brock. The Hawks trailed 7-0 before rallying for four second half touchdowns en route to the impressive win. Spencer Danner rushed for a game-high 166 yards and two touchdowns to lead PG.

THE SERIES

This will be the first-ever meeting between the Byrd Yellow Jackets and the Pleasant Grove Hawks. The last time Byrd faced a team from the Lone Star State was in the 2018 Battle on the Border against Bishop Dunne. Scotty Roblow's 44-yard field goal in the final seconds of the game lifted the Jackets to a 17-14 win over the Falcons.

THE COACHES

After Mike Suggs announced his retirement in May 2021, Byrd principal Jerry Badgley named Stacy Ballew as the 24th head coach in Yellow Jackets football history. He earned his first victory as the Jackets head coach in Byrd's 43-14 season-opening win over Huntington in 2021. Ballew has spent 26 years of his life at the Line Avenue school. An All-District offensive lineman for coach Alan Carter, Ballew was a member of the Jackets from 1992-95. He was a sophomore on Byrd's 1993 District Championship team that went 10-1 and was a senior on the 1995 team that finished 8-3. After graduating in 1996, he returned to his alma mater in 1998, working as an assistant coach, while attending LSU Shreveport. He earned a bachelor of science degree from LSUS in 2000. After a one-year hiatus, Ballew returned home in 2002 to become the running backs coach on Suggs' staff. In 2005, Ballew would move over to the defensive side, where he'd remain for 16 seasons, coaching the linebackers. He was promoted to defensive coordinator in 2009 and spent 12 seasons coordinating the Purple Swarm Defense.

Pleasant Grove is coached by Josh Gibson, who is in his ninth season as the Hawks head coach. In his previous eight seasons, Gibson has compiled an impressive 79-31 (.718) record at the Texarkana, Texas school. Under Gibson's tutelage, the Hawks are averaging just under 10 wins per season and have won Class 4A, Div. II State Championships in 2017 (16-0) and 2019 (15-1). From 2017 through 2019, Pleasant Grove won 44 games and lost just four. Gibson and Ballew worked together for one season in Grandbury, Texas.





Stacy Ballew's Bio

Education

High School: Byrd, 1996
 College: LSU Shreveport, B.S., 2000

Player

All-District offensive lineman for Byrd Yellow Jackets

Coach

1998-2001 - Assistant coach at Byrd High School
 2001 - Coach at Acton Junior High School, Granbury, TX
 2002-04 - Running backs coach at Byrd High School
 2005-08 - Linebackers coach at Byrd High School
 2009-2020 - Defensive Coordinator / Linebackers coach at Byrd High School
 2021 - Head coach at Byrd High School

Family

Wife - Jennifer Lord Ballew
 Children - Daughter - LeighAnne; Son - Jackson (both Byrd alums)

Byrd's yearly record while an Assistant Coach

1998.....	7-4
1999.....	6-5
2000.....	8-3
2002.....	9-4
2003.....	4-5
2004.....	4-5
2005.....	7-5
2006.....	8-4
2007.....	10-2
2008.....	8-3
2009.....	4-6
2010.....	6-5
2011.....	12-1
2012.....	8-3
2013.....	11-2
2014.....	12-1
2015.....	10-2
2016.....	4-7
2017.....	5-5
2018.....	7-3
2019.....	4-7
2020.....	10-1
22 Years.....	164-83

Head Coaching Record at Byrd

2021.....	9-2
-----------	-----


THE BALLEW BIOGRAPHY

Stacy Ballew begins his second season as the head coach of the C.E. Byrd Yellow Jackets. However, Ballew is no stranger to the purple and gold having spent 26 years of his life, four as a student athlete and 22 as an assistant coach, at the Line Avenue school.

An All-District offensive lineman for coach Alan Carter, Ballew was a member of the Yellow Jackets from 1992-95. He was a sophomore on Byrd's 1993 District Championship team that went 10-1 and was a senior on the 1995 team that finished 8-3. After graduating in 1996, he returned to his alma mater in 1998, working as an assistant coach, while attending LSU Shreveport. He earned a bachelor of science degree from LSUS in 2000.

In 2001, Ballew left Shreveport and Byrd for a coaching position at Acton Junior High School in Granbury, Texas. His time in the Lone Star State was short lived as he returned home and to his alma mater in 2002 to become the running backs coach under head coach Mike Suggs.

In 2005, Ballew would move over to the defensive side of the football, where he'd remain for 16 seasons, to coach linebackers. Suggs promoted Ballew to defensive coordinator in 2009. He'd oversee some of the top "Purple Swarm Defenses" in school history.



Under his tutelage, the 2020 Purple Swarm Defense was one of the best in program history allowing just over 200 yards and 14 points a game. Byrd was particularly impressive against the run giving up just 80.3 yards per game and 3.0 yards per carry.

After Suggs retired in May 2021, Byrd principal Jerry Badgley named Ballew the 24th head coach in Yellow Jackets football history.

The 43-year-old Ballew has been married to the former Jennifer Lord for 20 years. The couple has twins, LeighAnne and Jackson, who graduated from Byrd in 2022.

Shreveport-Byrd Coaching Records

Coach	Years	W	L	T	Pct
Mike Suggs	1998-2020	167	89	0	.652
H.M. Knilians	1926-34	74	10	5	.860
Lee Dobson	1935-45	72	31	7	.686
Jack Rowan	1946-55	68	40	4	.625
J.D. Cox	1960-67	59	31	2	.655
Alan Carter	1990-97	51	33	0	.607
Jimmy Harrison	1968-76	42	48	2	.467
George Hoy	1923-25	23	4	2	.827
Lee Hedges	1956-59	23	19	3	.544
Jerry Burton	1977-82	23	37	0	.439
E.L. Alberson	1920-22	19	4	5	.768
Unknown	1905-06, '09-11, '13, '18	17	5	3	.740
Boyd Cole	1985-89	11	39	0	.275
Stacy Ballew	2021	9	2	0	.818
S.E. Davies	1914-15	6	5	1	.542
Frank Bridges	1916	4	3	0	.571
Evans	1907	3	2	0	.600
Scovell	1919	2	3	0	.400
Douglas Sentell	1912	1	0	0	1.000
A. Bogard	1917	0	3	1	.125
Tom Cathey	1983-84	0	18	0	.000
Totals	117 Years	674	426	35	.609



2022 District 1-5A Records and Standings

Airline Vikings	0-0
Benton Tigers	0-0
Byrd Yellow Jackets	0-0
Captain Shreve Gators	0-0
Haughton Buccaneers	0-0
Natchitoches Central Chiefs	0-0
Parkway Panthers	0-0
Southwood Cowboys	0-0

Jamboree Results

- Byrd 24, Captain Shreve 17
- Airline 27, Benton 14
- Parkway 13, Haughton 0
- Northwood 13, Southwood 0
- Loyola 7, Natchitoches Central 6

District 1-5A Schedule - Week 1

- 9/1 - Captain Shreve vs. Loyola
- 9/1 - Benton at Northwood
- 9/2 - Byrd vs. Pleasant Grove
- 9/2 - Haughton vs. Red River
- 9/2 - Parkway vs. Minden
- 9/2 - Airline at North DeSoto
- 9/2 - Southwood at Green Oaks
- 9/2 - Natchitoches vs. Woodlawn

2022 Jamboree vs. Captain Shreve

Byrd	10	14	-- 24
Captain Shreve	6	11	-- 17

- BHS - Lake Lambert 3 run (Abram Murray kick)
- CS - Kenyon Terrell 4 run (kick failed)
- BHS - Murray 28 field goal
- BHS - Devon Strickland 8 run (Murray kick)
- CS - Marquez Stevenson 80 pass from Terrell (Terrell rush)
- BHS - Lambert 20 run (Murray kick)
- CS - John Chance 34 field goal

	BHS	CS
First Downs	17	8
Rushing Att -Yards	37-287	18-181
Passing Yards	15	128
Passes (C-A-I)	1-4-0	4-12-0
Punts-Avg.	0-0-0	1-50.0
Fumbles-Lost	1-0	0-0
Penalties-Yards	5-34	4-54

Individual Leaders

- Rushing** - BHS: Dixon Poirier 11-85, Lambert 11-77, Josh Allen 3-64, Strickland 12-61; CS: Jayden Edwards 11-113; J. Otis 5-57, Terrell 2-11.
- Passing** - BHS: Lambert 1-4-0 15; CS: Terrell 4-12-0 128.
- Receiving** - BHS: Jackson Dufrene 1-15; CS: Stevenson 2-102, Jordan Wiggins 1-16, Cam Wilson 1-10.

Byrd Yellow Jackets Football on social media



Join the Byrd Yellow Jackets Football - Family, Friends & Fans Group on [Facebook](#)

Twitter

- Byrd Football @cebyrd_football
- C.E. Byrd High School @CEByrdHigh
- Byrd Athletics @cebyrdathletics
- Charlie Cavell @VoiceofByrd



Instagram



- C.E. Byrd Football - c.e.byrdfootball
- C.E. Byrd High School - cebyrdhighschool
- C.E. Byrd Athletics - cebyrdathletics
- Charlie Cavell - VoiceofByrd

YELLOW JACKET STINGERS

2022 marks the 118th season of Yellow Jackets football and the 97th as C.E. Byrd...Yellow Jackets football began in 1905 and competed as Shreveport High School through the 1925 season prior to the school's name change in late September of that year...In those 21 seasons of SHS football, the Yellow Jackets compiled an impressive 75-29-12 record...In the 117-year combined history of Shreveport-Byrd football, the Yellow Jackets have won eight state championships and have been the state runners-up six times... Shreveport-Byrd owns a 674-426-35 (.609) overall won-loss record...Retired coach Mike Suggs is the school's all-time winningest coach with a 167-89 (.652) record...Byrd captured a share of the 2021 District 1-5A crown, and has won 24 district titles in the school's history...Byrd won six district titles under Suggs, the most for one coach in school history...Byrd has made the playoffs 16 of the last 17 years, the longest run in school history...Byrd has participated in the playoffs in 31 different seasons and holds a 33-31-2 record...In 2020, the Jackets reached the state finals for the 14th time in school history and the first time since 2013...Byrd was awarded the 2020 Division I State Championship by the LHSAA and Principal Jerry Badgley accepted...For three consecutive seasons from 2013-15 Byrd posted double-digit wins, a first in school history...In the 2021 season opener, fullback Devon Strickland rushed for a game-high 206 yards and two touchdowns against Huntington...Strickland was the first Byrd back to rush for 200-plus yards in a game since Charlie Barham rushed for 248 against Captain Shreve in 2018...Strickland had 151 yards and a touchdown in the Jackets' 51-27 win over Airline...Devon was the lone bright spot in Byrd's quarterfinal playoff loss to Brother Martin as he rushed for 109 yards and a touchdown...Byrd rushed for 512 yards against Parkway, which was the third-highest single game total in school history...Three Jackets rushed for over 100 yards against the Panthers...Three backs eclipsing the 100-yard plateau marked the first time in over 25 years that Byrd had three backs rush for over 100 yards in a game...The 512 rushing yards against Parkway also marked the second time in 2021 that Byrd had a Top 10 rushing performance in school history...The Jackets had 442 total rushing yards in the season opener against Huntington...Byrd rushed for 412 yards in its win over Airline marking the fourth time in 2021 the Yellow Jackets had amassed over 400 yards on the ground...The seven rushing touchdowns against Airline were the most for Byrd since scoring seven against Parkway in 2017...Five times last season the Jackets rushed for five or more touchdowns in a game...In the 2021 season opener versus Huntington, defensive back Christian Jones blocked a Raider punt which resulted in a safety...It was the first blocked punt for Byrd since Trent Jones blocked a Captain Shreve punt in 2014...Byrd's 43-14 win over Huntington was the first for coach Stacy Ballew...The 51 points scored by the Jackets against the Airline Vikings were the most points scored by Byrd since beating Southwood 51-0 in 2020...Byrd had just 97 rushing yards against Natchitoches Central...It was the Jackets' lowest rushing total since 2019 when Byrd had just 104 rushing yards against the Chiefs...After that loss to the Chiefs, Byrd tallied 2,058 rushing yards in five consecutive victories... The Jackets rushed for 3,649 yards last season, which was the fourth highest single-season rushing total in school history...Byrd had two interceptions and a fumble recovery against Haughton, which was the first time Byrd had forced three turnovers in a game during the 2021 season...The Jackets equaled that mark against Airline with two interceptions and two fumble recoveries...Lake Lambert's 25-yard touchdown pass to Jackson Dufrene against Benton was the first touchdown pass of the 2021 season for Byrd...It was also the first touchdown reception of Dufrene's career...Lambert tossed his second touchdown pass of the season against Captain Shreve, a 13-yarder to Devon Strickland on Byrd's first offensive play of the game...Defensive end Isaiah Ford and linebacker Brooks Brossette both were First Team All-District and All-City selections.

OVER THE AIRWAVES

Byrd football has been broadcast live on The Tiger (KWKH) for over 25 years. Charlie Cavell is in his 25th season as the "Voice of the Byrd Yellow Jackets" calling the play-by-play action. Dr. Kirk Martinson moves into the booth this season as the color analyst, while Larry Little will provide sideline reports. Former Byrd offensive lineman Carlton Holland, Marc Weddleton and Chad Ardoin are the statisticians. Byrd Football can be heard on AM 1130 and FM 103.3 The Tiger or by visiting 1130thetiger.com and clicking on the Listen Live button. Smartphone users can download the 1130 The Tiger app and listen to Byrd Football anywhere in the world. Home games are video live-streamed on the NFHS Network, which is a subscription service.



Byrd's Record Under Stacy Ballew

Points Scored	Won	Loss
60+	0	0
50+	1	0
40+	2	0
30+	3	0
21+	2	0
-20	1	2
	9	2

Yellow Jackets Record by Uniform

Uniform Combo	Won	Loss
Purple pants/Purple jerseys	0	0
Purple pants/White jerseys	0	0
White pants/White jerseys	0	0
White pants/Purple jerseys	0	0
Gold pants/Purple Jerseys	0	0
Gold pants/White jerseys	0	0
	0	0

Yellow Jackets Record by the Toss

Decision	Won	Loss
Win the toss	0	0
Lose the toss	0	0
	0	0

2018 Byrd vs. Bishop Dunne

Bishop Dunne	0	7	7	0	-- 14
Byrd	7	0	0	10	-- 17

BHS - Charlie Barham 9 run (Scotty Roblow kick)
 BD - Jaden Hullaby 4 run (Tucker Littleton kick)
 BD - Andrew Armstrong 32 pass from Peyton Culberson (Littleton kick)
 BHS - Cameron Felt 4 run (Roblow kick)
 BHS - Roblow 44 field goal

	BD	BHS
First Downs	16	15
Rushing Yards	32-79	51-302
Passing Yards	159	0
Passes (C-A-I)	14-26-1	0-3-1
Punts-Avg.	5-29.4	3-34.3
Fumbles-Lost	2-0	2-2
Penalties-Yards	7-40	4-39

Individual Leaders

Rushing - BD: Hullaby 14-50, Matthew Yelverton 7-37, Coby Cavil 2-9, Culberson 2-6, Glenn Barksdale 5-11, Elijah Yelverton 1-1, Littleton 1-0; BHS: Barham 22-150, Felt 13-79, Jeremy Williams 2-43, Darin Marshall 4-22.
Passing - DB: Culberson 9-14-0 109, M. Yelverton 5-12-1 50; Byrd: Felt 0-3-1 0.
Receiving - DB: Jabari Khepera 6-53, Hullaby 4-40, Armstrong 2-28, Ryan West 1-28, Cavil 1-10; BHS: None.

SHREVEPORT'S GREAT LAKE

Most have heard of the Great Lakes of North America - Superior, Michigan, Huron, Erie, and Ontario. Shreveport has its own Great Lake in senior quarterback Lake Lambert. Lambert, who's 6'3", 190 lbs., led the Jackets to the state championship as a sophomore and the quarterfinals as a junior. In 2020, Lambert was the first sophomore quarterback at Byrd to start every game since the great Arnaz Battle in 1995. In the 20 games he's started at Byrd (missed two games due to injury in 2021), Lambert has led Byrd to 17 wins. In those 20 games, he's rushed for 775 yards, 10 touchdowns and averaged over five yards a carry. He's completed 41 of his 85 pass attempts for 774 yards and five touchdowns and has thrown just one interception, which came in 2020. Heading into 2022, Lambert is one of seven offensive starters returning for the Jackets. Lake is the youngest son of Michelle and the late Brian Lambert. Lake's older brothers were also athletes at Byrd, Garrett played football, while Brock played baseball.

JACKETS GROUND ATTACK ROLLED OVER OPPONENTS

In the 11 games of the 2021 season, the Byrd Yellow Jackets ground attack rolled over opponents. The Jackets amassed 512 rushing yards against Parkway, which was the third-highest single-game rushing total in school history. They followed that up by rushing for 421 yards and five touchdowns against Benton. Against Airline, the Jackets churned out 412 rushing yards and seven touchdowns. Byrd had 387 yards and three touchdowns against Shreve and 326 against Southwood. That was a five-game total of 2,059 yards and an average of 411.6 yards per game. Four times in 2021, versus Huntington (442), Parkway (512), Benton (421) and Airline (412), Byrd rushed for over 400 yards with each ranking in the Top 15 single-game performances in history. The Jackets finished the season with 3,649 rushing yards, which was the fourth best season total in school history.

TWO-HEADED MONSTER AT FULLBACK

Senior Devon Strickland and junior Dixon Poirier gave the Byrd Yellow Jackets a two-headed monster at fullback in 2021. The two "B" backs combined for 1,347 rushing yards and 12 touchdowns. Strickland averaged 7.0 yards per carry, while Poirier is averaged 5.9. Strickland rushed for 206 yards in the season-opener against Huntington, and led the team with 937 rushing yards. Poirier finished the season with 410 rushing yards.

A NICHOLS WORTH

Wingback Tyler Nichols proved his worth in Byrd's multiple-option offense last season. In Byrd's 18-3 win over Tioga, Nichols rushed for a game-high 101 yads and a touchdown. It was his first time to eclipse the century mark. Nichols had a 53-yard scamper against Benton, which led to a Byrd touchdown. In 10 games, Nichols has 61 carries for 399 yards and seven touchdowns. His seven rushing touchdowns ranks second only to Mitchell Ramsey's 11. He also had two receptions for 43 yards in Byrd's 38-7 win over Haughton. Nichols finished the season with 445 rushing yards, averaged 6.8 yards per carry and scored seven touchdowns.

DID YOU KNOW?

Did you know that quarterback Lake Lambert, wingback Tyler Nichols and linebacker Brooks Brossette are all two-sport stars at Byrd? All three seniors started on Byrd's baseball team in the spring. Lambert played multiple positions but is expected to be the starting catcher in 2023, while Nichols, who led the team in hitting last season, was the second baseman and Brossette was the center fielder.

Byrd Career Rushing Leaders

Rk.	Player (Years)	Car.	Yds.	TDs
1.	Justan Gibson (2004-06)	497	3747	47
2.	Arlenzia Jackson (1987-89)	791	3085	31
3.	Brandon Nightingale (1998-00)	477	3044	42
4.	Arnaz Battle (1995-98)	277	2614	49
5.	Charlie Barham (2016-18)	446	2361	28
6.	John Martin Anthony (2006-08)	355	2331	19
7.	Duan Maiden (1990-92)	424	2261	24
8.	Richard Carthon (2008-11)	301	2152	44
9.	Marques Ashley (1994-96)	324	1944	20
10.	Xavier Long (2010-12)	356	1897	27





Yellow Jackets Trends

Byrd's Record in the months of...	2022	Ballew
August	0-0	0-0
September	0-0	4-0
October	0-0	4-1
November	0-0	1-1
December	0-0	0-0
	0-0	9-2

Byrd's Non-District Record...	2022	Ballew
at home	0-0	1-0
on the road	0-0	1-0
neutral	0-0	1-0

Byrd's District Record...	2022	Ballew
at home	0-0	3-1
on the road	0-0	3-0
neutral	0-0	0-0

Byrd's Playoff Record	2022	Ballew
at home	0-0	0-1
on the road	0-0	0-0
neutral	0-0	0-0

Byrd's Record in Games...	2022	Ballew
Decided by 7 pts or less	0-0	0-0
Decided by 3 pts or less	0-0	1-0
Homecomings	0-0	0-1
Away at night	0-0	4-0
Away during the day	0-0	0-0
Home at night	0-0	4-2
Home during the day	0-0	0-0
Neutral at night	0-0	1-0
Neutral during the day	0-0	0-0
Thursdays	0-0	6-0
Fridays	0-0	3-2
Saturdays	0-0	0-0
Sundays	0-0	0-0

Byrd's Record When...	2022	Ballew
Leading after the 1st quarter	0-0	7-1
Tied after the 1st quarter	0-0	1-0
Leading after the 2nd quarter	0-0	8-1
Tied after the 2nd quarter	0-0	1-0
Leading after the 3rd quarter	0-0	9-0
Tied after the 3rd quarter	0-0	0-0
Trailing after the 1st quarter	0-0	1-1
Trailing after the 2nd quarter	0-0	0-1
Trailing after the 3rd quarter	0-0	0-2
In Overtime games	0-0	0-0

Byrd's Record When Allowing	2022	Ballew
14 or fewer points	0-0	4-0
24 or fewer points	0-0	4-1
25+ points	0-0	1-1
Less than 200 total yards	0-0	1-0
Less than 300 total yards	0-0	5-1
Less than 400 total yards	0-0	3-0
400+ total yards	0-0	1-1
100+ yards rushing	0-0	6-2
200+ yards passing	0-0	1-0
A 100-yard rusher	0-0	3-2
A 200-yard passer	0-0	1-0
A 100-yard receiver	0-0	2-0

BRUISER BROOKS BROSSETTE

Brooks Brossette (pronounced Bro-Shay) has turned into a bruising linebacker in Byrd's Purple Swarm Defense. The senior stepped into a starting role last season and finished as the team's leading tackler with 106 total tackles, 84 solo stops and 22 assisted tackles. The 106 total tackles is the fifth highest season tackles total since 2002. Brossette had 13 total tackles against Natchitoches Central, including two tackles-for-loss. His 13 tackles marked the first time a Jacket defender had registered double digit tackles last season, and the first since two players had 11 tackles in the 2020 Division I State Championship. Brossette followed that stellar performance against the Chiefs by totaling 12 tackles against Parkway, 12 against Benton, including at season-high 11 solo stops. Five times in 2021, Brossette registered double-digit tackles, including tallying 11 tackles (9 solo, 2 assists) in the season finale against Southwood. Brossette also led the team with 10 tackles-for-loss. He was an All-District and All-City selection in 2021.

BUILT FORD TOUGH

Senior defensive end Isaiah Ford helped build Byrd's Purple Swarm Defense into a tough unit in 2021. Ford registered 45 total tackles last season, including a seven tackles-for-loss. He also had two sacks, a pass breakup and an interception to his credit. Ford was a First-Team All-District and All-City selection.

THE 2022 SCHEDULE, POLLS & MORE

Eight of the 10 opponents on Byrd's 2022 schedule made the playoffs in 2021. Parkway, Benton, Haughton, Natchitoches and Captain Shreve each made it to the 2021 Class 5A playoffs. Shreve was the No. 2 seed but lost to Parkway in the second round. Huntington made it to the Class 4A playoffs, while Calvary made it to the Division IV semifinals. The Pleasant Grove Hawks advanced the Class 4A Division 2 regional finals before losing to the Gilmer Buckeyes. With the LHSAA's spring shakeup of the "select" - "non-select" designations, the Byrd Yellow Jackets are no longer guaranteed a playoff spot in the Division I playoffs. The defending Class 5A State Champion Zachary Broncos were the unanimous No. 1-ranked team this week in all three polls - Louisiana Sports Writer's Association, CrescentCitySports.com and GeauxPreps.com. Of the teams in District 1-5A, only Captain Shreve garnered a Top 10 ranking this week. The Gators are ranked eighth in the LSWA poll. Byrd and Parkway each received vote's in the sports writer's poll. The Yellow Jackets, Gators and Panthers were among the others to watch in the CCS poll. Byrd was the only District 1-5A team mentioned in the GeauxPreps poll. The Jackets were among the "First Five Out."

ALUMNI REPORT

Former Byrd Yellow Jackets in the collegiate ranks in 2022: punter Scotty Roblow and long snapper Sawyer Benson at Northwestern State, offensive lineman Carson Bruno at Louisiana Tech, punter Hardy "Archer" Trafford at Mississippi State, offensive lineman Calvin "Tre" Lester III at Arkansas-Pine Bluff and wide receiver William Berry at UL Monroe.

A LOOK AHEAD

The Byrd Yellow Jackets will battle crosstown rival Huntington on Friday, Sept. 9 at Lee Hedges Stadium. Despite the game being played at Lee Hedges Stadium, the Huntington Raiders are the home team.

Byrd Career Passing Leaders

Rk	Player (Years)	A	C	Int	Yds	TDs
1.	Leon Murray (1992-94)	502	242	27	3493	25
2.	James Johnson (1971)	458	206	25	3442	25
3.	Mark Leonard (1978)	540	236	40	2969	20
4.	Arnaz Battle (1995-97)	227	112	9	2346	27
5.	David Woodley (1975)	355	131	25	2009	12
6.	Collier Thornton (1990-91)	268	121	15	1895	9
7.	Clint Bickham (2006-08)	169	89	10	1605	13
8.	Kenny Jones (1986)	445	154	29	1587	9
9.	David Brookings (1966)	233	95	26	1464	17
10.	Brock Restovich (1997-99)	189	79	8	1341	15





Top Individual Single Game Rushing Performances

Player	Carr	Yds
1. Charles Ball vs. Huntington (1990)	24	407
2. Richard Gay vs. Springhill (1954)	31	364
3. Jalin Thomas vs. Parkway (2017)	27	342
4. Brandon Nightingale vs. Evangel (2000)	21	323
5. Marion Songer vs. Bolton (1953)	16	296
6. Justan Gibson vs. Captain Shreve (2004)	21	255
7. Charlie Barham vs. Captain Shreve (2018)	29	248
8. Charlie Barham vs. Calvary (2018)	14	243
9. Brandon Nightingale vs. Ouachita (2000)	24	241
10. Jerome Bryant vs. BTW (1981)	15	240
11. Brittain White vs. Airline (2007)	25	226
12. Justan Gibson vs. Ouachita (2005)	25	224
13. Justan Gibson vs. Huntington (2005)	20	214
14. Arnaz Battle vs. Airline (1996)	9	211
Duan Maiden vs. Fair Park (1992)	36	211
16. Justan Gibson vs. Holy Cross (2005)	24	210
Jethrie Thornton vs. El Dorado, AR (1984)	20	210

Top Individual Single Game Passing Performances

Player	C-A	Yds
1. James Johnson vs. Captain Shreve (1971)	12-24	330
2. Leon Murray vs. Huntington (1994)	14-17	288
3. Collier Thornton vs. Bossier (1991)	11-26	285
4. James Johnson vs. Westlake (1971)	13-21	261
5. Leon Murray vs. Ruston (1993, P)	10-15	260
6. Arnaz Battle vs. Airline (1995)	4-6	226
7. James Johnson vs. Parkway (1970)	9-16	221
8. Leon Murray vs. Airline (1994)	10-20	215
9. James Johnson vs. Ruston (1970)	16-32	211
10. Mark Leonard vs. Fair Park (1978)	18-27	211
11. James Johnson vs. Southwood (1970)	13-26	210
12. Alex Walton vs. Southwood (2009)	14-29	209
13. Leon Murray vs. Natchitoches (1994)	10-22	208
14. Leon Murray vs. Captain Shreve (1994)	14-28	206
15. Collier Thornton vs. West Monroe (1991)	11-20	204
16. Mark Leonard vs. West Monroe (1978)	14-29	202

Top Individual Single Game Receiving Performances

Player	Rec	Yds
1. Kevin Stevenson vs. Airline (1995)	3	210
2. Bo Flurry vs. Huntington (1994)	6	180
3. Chris Beard vs. Ruston (1994, P)	7	169
4. Isaac Hagins vs. Woodlawn (1970)	7	145
5. Henry Hill vs. Marshall, TX (1980)	6	140
6. Billy Boswell vs. Marshall, TX (1977)	6	138
7. Zarell Sanders vs. Natchitoches (2007)	6	137
8. Keven Stevenson vs. Natchitoches (1994)	3	129
9. Isaac Hagins vs. Airline (1971)	6	127
Isaac Hagins vs. Westlake (1971)	8	127
11. Isaac Hagins vs. Captain Shreve (1971)	4	126
12. Chris Beard vs. Natchitoches (1993)	4	124
13. Robert Dowell vs. Airline (1994)	2	122
14. Joey Jernigan vs. Green Oaks (2015)	3	118
15. John Martin Anthony vs. Ouachita (2008)	5	113
Robert McCoy vs. West Monroe (1991)	5	113
17. Brandon Hudgens vs. Tioga (2010)	2	111
Isaac Hagins vs. Southwood (1970)	4	111

Shreveport-Byrd Yellow Jackets vs. Texas teams

Team	W	L	T	FM	LM
Bishop Dunne – Dallas, TX	1	0	0	2018	2018
Bishop Lynch – Dallas, TX	1	0	0	1967	1967
Central – Dallas, TX	1	1	0	1907	1907
Central – Houston, TX	2	0	0	1924	1925
Corpus Christi, TX	0	1	0	1947	1947
Forney, TX	0	1	0	1922	1922
Longview, TX	9	0	0	1913	2015
Lufkin, TX	0	1	0	1944	1944
Marshall, TX	12	11	3	1910	2012
Nacogdoches, TX	0	1	0	1914	1914
Polytech – Ft. Worth, TX	0	1	0	1932	1932
Port Arthur, TX	3	3	2	1925	1939
Ray – Corpus Christi, TX	*0	1	0	1963	1963
Texas – Texarkana, TX	14	5	1	1911	1956
	43	26	6		

2022 OUTLOOK

Offense - with two-year starter Lake Lambert (6'2", 195, Sr.) at quarterback as well as a stable of experienced backs returning, including wingbacks Tyler Nichols (5'6", 165, Sr.) and Josh Allen (5'9", 170, Sr.) and fullback Dixon Poirier (5'10", 175, Jr.) as well as last year's leading rusher in fullback Devon Strickland (5'10", 195, Sr.), should provide Byrd with an arsenal of weapons. The Jackets operate out of a multiple-option offense and are not known for their aerial capabilities. However, wide receiver Jackson Dufrene (6'3", 170, Sr.) hopes to change those perceptions. Dufrene caught the attention of opponents and scouts alike, particularly during summer 7-on-7 competitions and college camps. He received an offer from the University of Arkansas – Monticello after attending the Boll Weevils' summer camp. The emergence of Dufrene as a reliable receiver gives Lambert, who has a strong and accurate arm, another weapon at his disposal. Connor Ridenour (5'8", 150, Sr.), who grew up playing football in Canada before his parents moved the family to Shreveport, is the only other returning receiver. A pair of sophomores in Alex Schoonover and Wesley Morgan are expected to be in the wide receiver rotation as well. If there are any questions about Byrd offensively it's along the offensive line where the Jackets lost four players – center Caleb Aillet, tackles Wyatt McCollum and Guy Stone as well as tight end Patrick Snead. Both starting guards Jack Thigpen (5'10", 190, Sr.) and Kyle Sprague (5'10", 200, Sr.) return. Ballew and his staff are hoping to get starting left tackle Kailen Moore (6'3", 223, Sr.) back after he missed the entire spring with non-football related issues. Johnathon Helton (5'10", 175, Jr.) is slated to take over at center, while Jackson Rust (6'3", 200, Sr.) and Dylan Gillie (6'0", 170, Jr.) are penciled in at the right and left tackle spots, respectively. Expect Colton Miller (5'11", 263, Sr.) and Owen Scott (6'2", 215, Jr.) to vie for playing time as well. The Purple Swarm Defense will be led by All-District, All-City performers in linebacker Brooks Brossette (6'0", 185, Sr.) and defensive end Isaiah Ford (6'2", 195, Sr.). With a nose for the football and a high-intensity motor, Brossette registered 106 total tackles, including 10 tackles-for-loss, last season. Ford, who features a long, lean frame with a wide wingspan, had 45 tackles, seven tackles-for-loss and two sacks as a junior. In addition to Ford, Byrd returns tackles Brennan Belanger (5'10", 205, Sr.) and Ben Martinson (6'1", 230, Sr.) to its four-man defensive front. The two tackles combined for 44 tackles, seven tackles-for-loss and three sacks a year ago. Wyatt Watkins (6'2", 180, Sr.), who played linebacker last season, moves down to defensive end opposite of Ford. Watkins had 18 tackles and four tackles-for-loss as a reserve linebacker in 2021. Because Brossette grabs the majority of the accolades, and rightfully so, the other linebacker in Byrd's 4-2-5 defensive scheme often gets overlooked. William Whitman (5'11", 165, Sr.) and Ashton Fullwood (5'10", 205, Jr.) will compete for the starting job opposite of Brossette. Both players saw substantial playing time last season. With the graduation of safeties Ryan Todd and John Jordan as well as cornerbacks Ja'Kerryon LaCour and Tyler Poland, the Yellow Jackets will need to replace a good portion of its defensive backfield. However, LaMichael Taylor (5'10", 163, Sr.), Christian Jones (6'0", 165, Sr.) and Jude Partington (5'10", 155, Sr.) all saw significant playing time throughout the 2021 season. Jones really burst on to the scene last year for Byrd and finished the season as the Jackets' second-leading tackler with 50 tackles, including 38 solo stops. Expect Walker Fox (5'10", 165, Sr.), who moved from the offensive to defense in the spring, Grant Johnson (5'11, 176, Jr.) along with Braylin Daniels (5'9", 140, Sr.) and Jason Green (5'10", 165, Sr.) to compete for playing time. Over the last 25 years Byrd has been blessed with a bevy of exceptional place kickers, including last year's starter Michael Hamaeui, who's now playing soccer at Millsaps College. Primed to carry on that tradition is junior Abram Murray (6'1", 180, Jr.), who sat out last season after transferring from Calvary Baptist Academy. Murray, who's slated for the Class of 2024, already has offers from Power 5 schools like Arkansas and Miami and is ranked as the top kicking prospect for 2024. Matthew Booras (5'11", 135, Jr.) will once again handle the punting duties for Byrd. Booras averaged 33.9 yards per punt as a sophomore last season.

Byrd Career Kicking Leaders (ranked by FG)

Rk	Player (Years)	FG	PAT	Long	Points
1.	John Shaughnessy (2007-08)	18	69	56*	123
2.	David Hankins (2004-06)	16	73	49	121
3.	Jake Wyss (2012-14)	13	119	42	158
4.	Ben Eldredge (2007-09)	10	25	42	55
5.	Scotty Roblow (2017-18)	9	59	44	86
	Pete Dupée (2002-03)	9	49	46	76
	Morgan Burke (1991-92)	9	38	36	65
8.	Brandon Menard (2009-11)	7	96	38	117
9	Jake Hanna (1924-26)	7	32		197 (24 TD)
10.	Ben Smith (2016-17)	6	12	44	30

*denotes city and school record



THE LAST TIME IT HAPPENED...

Kickoff Return for TD

Byrd: 50, Mitchell Ramsey vs. Airline, 11/6/20
Opp: 77, Albert Quest, St. Augustine, 11/14/19

Punt Return for TD

Byrd: 79, Mitchell Ramsey vs. Maumelle, Ark., 9/16/21
Opp: 44, Cade Stone, West Monroe, 9/1/12

Blocked Punt Return for TD

Byrd: 12, Krishun Cash vs. Captain Shreve, 10/17/14
Opp: 0, T Gaines, Moss Point, 9/9/17

Interception Return for TD

Byrd: 31, Jayron Small vs. Southwood, 11/7/19
Opp: 15, Kai Thomas, Captain Shreve, 10/31/19

Fumble Recovery Return for TD

Byrd: 0, Andrew Burak vs. Southwood, 11/19/20
Opp: 20, Jackson Walker, Catholic, 12/27/20

Safety Recorded

Byrd: Team, intentional grounding in end zone vs. Southwood, 11/4/21
Opp: Team, punter tackled in end zone, Natchitoches Central, 10/1/21

Shutout at Home

Byrd: 41-0 vs. Southwood, 10/5/18
Opp: 24-0 vs. West Monroe, 9/13/19 (neutral site)

Shutout on Road

Byrd: 51-0 at Southwood, 11/19/20
Opp: 28-0 at Brother Martin, 9/6/19

Recorded A 2-Point Conversion

Byrd: William Berry rush vs. Southwood, 11/7/19
Opp: 3 rushes, Southwood, 11/4/21

Blocked A Punt

Byrd: Christian Jones vs. Huntington, 9/2/21
Opp: Laterious Pouncy, Airline, 11/18/11

Blocked A Field Goal or Extra Point

Byrd: Team, vs. Captain Shreve, Field Goal, 10/28/21
Opp: Team, Catholic, PAT, 12/27/20

Missed An Extra Point Kick

Byrd: 2, Matthew Booras vs. Tioga, 9/10/21
Opp: 1, Ben Jump, Airline, 10/22/21

100-Yard Rushing Game

Byrd: 109, Devon Strickland vs. Brother Martin, 11/19/21
Opp: 166, Torey Lambert, Brother Martin, 11/19/21

200-Yard Rushing Game

Byrd: 206, Devon Strickland vs. Huntington, 9/2/21
Opp: 219, Joshua Ware, Southwood, 11/4/21

300-Yard Rushing Game

Byrd: 342, Jalin Thomas vs. Parkway, 10/13/17
Opp: None

100-Yard Passing Game

Byrd: 115, Lake Lambert vs. Catholic, 12/27/20
Opp: 164, Ben Taylor, Airline, 10/22/21

200-Yard Passing Game

Byrd: 209, Alex Walton vs. Southwood, 9/24/09
Opp: 266, Weston Pierce, Maumelle, Ark., 9/16/21

300-Yard Passing Game

Byrd: 330, James Johnson vs. Captain Shreve, 1971
Opp: 303, Cade Hart, Calvary, 9/19/19

100-Yard Receiving Game

Byrd: 118, Joey Jernigan vs. Green Oaks, 10/22/15
Opp: 133, Pearce Russell, Benton, 10/14/21

200-Yard Receiving Game

Byrd: 210, Kevin Stevenson vs. Airline, 1995
Opp: None

60+ Yard Punt

Byrd: 64, Scotty Roblow vs. Evangel, 11/16/18
Opp: 62, Ben Doughty, Tioga, 9/10/21

40+ Yard Field Goal

Byrd: 42, Michael Hamauei vs. Maumelle, Ark., 9/16/21

Opp: 43, Thomas Murray, Captain Shreve, 10/28/21

50+ Yard Field Goal

Byrd: 56*, John Shaughnessy vs. Airline (P), 11/14/08
Opp:

3 TDs Scored In A Game (Rush, Pass, Receiving, Return)

Byrd: Lake Lambert, (2 rush, 1 passing) vs. Captain Shreve, 10/28/21
Opp: Alex Garcia, (3 pass), Airline, 11/7/20

4 TDs Scored In A Game (Rush, Pass, Receiving, Return)

Byrd: William Berry, (4 rush) vs. Airline, 11/7/20
Opp: Torey Lambert, (4 rush) Brother Martin, 11/19/21

5+ TDs Scored In A Game (Rush, Pass, Receiving, Return)

Byrd: Xavier Long, (5 rush) vs. West Jefferson, 11/11/11
Opp: Chandler Fields, (5 pass), Rummel, 11/10/17

Three Rushing TDs In A Game

Byrd: Jason Little vs. Parkway, 10/22/20
Opp: Mahmood Bailey, St. Augustine, 11/14/19

Four Rushing TDs In A Game

Byrd: William Berry vs. Airline, 11/7/20
Opp: Torey Lambert, Brother Martin, 11/19/21

Five Rushing TDs In A Game

Byrd: Xavier Long vs. West Jefferson, 11/11/11
Opp: None

Three Passing TDs In A Game

Byrd: Arnaz Battle vs. Airline, 1995
Opp: Alex Garcia, Airline, 11/7/20

Three Receiving TDs In A Game

Byrd: Kevin Stevenson vs. Airline, 1995
Opp: Ja'Marr Chase, Rummel, 11/10/17

Four Passing TDs In A Game

Byrd: Arnaz Battle vs. Airline, 1995
Opp: Landry Lyddy, Calvary, 10/1/20

Four Receiving TDs In A Game

Byrd: None
Opp: Kendrick Aaron, Natchitoches Central, 11/5/10

TD Run 50-59 Yards

Byrd: 54, Dixon Poirier vs. Airline, 10/22/21
Opp: 54, Jalen Abraham, Evangel, 11/16/18

TD Run 60-69 Yards

Byrd: 64, Mitchell Ramsey vs. Maumelle, Ark., 9/16/21
Opp: 63, Devin Simpson, Moss Point, 9/9/17

TD Run 70-79 Yards

Byrd: 70, Javien Wilson vs. Southwood, 10/14/16
Opp: 74, Joshua Ware, Southwood, 11/4/21

TD Run 80-89 Yards

Byrd: 87, Mitchell Ramsey vs. Parkway, 10/7/21
Opp: 80, Chris Smith, Brother Martin, 9/6/19

TD Run 90-99 Yards

Byrd: 92, Louis Mills vs. Bastrop, 9/13/13
Opp: 96, Caylin Demars, Natchitoches, 10/3/19

TD Pass 50-59 Yards

Byrd: 56, Cameron Felt to Lawson Jackson vs. Airline, 10/26/17
Opp: 57, Collin Rains to Joshua Sewell, Haughton, 9/24/21

TD Pass 60-69 Yards

Byrd: 65, Cameron Felt to William Berry vs. St. Augustine, 11/14/19
Opp: 64, Landry Lyddy to Joseph Wilson, Calvary, 10/1/20

TD Pass 70-79 Yards

Byrd: 70, Lake Lambert to William Berry vs. East Ascension, 10/30/20
Opp: 78, Daniel Beale to Tre' Benson, Catholic, 12/27/20

TD Pass 80-89 Yards

Byrd: 84, Arnaz Battle to Kevin Stevenson vs. Airline, 1995
Opp: 86, Chase Fourcade to Steven Dunbar, Rummel, 12/12/13

TD Pass 90-99 Yards

Byrd: 98, Edgar Galloway to Dale Sandifer vs. Ruston, 1950
Opp: 90, Darrius Grant to Laderrien Frierson, Captain Shreve, 9/27/18

* City & School record; (P) Playoffs



2021 POINTS OFF TURNOVERS

Byrd-Forced Turnovers

Game 1 • Huntington Raiders

Acquired	Ensuuing Drive	Result
Fumble	8 Plays, 67 Yards, 4:10 TOP	Touchdown

Game 2 • Tioga Indians

Acquired	Ensuuing Drive	Result
None		

Game 3 • Maumelle Hornets

Acquired	Ensuuing Drive	Result
None		

Game 4 • Houghton Buccaneers

Acquired	Ensuuing Drive	Result
Interception	4 Plays, 35 Yards, 1:24 TOP	Touchdown
Fumble	6 Plays, 12 Yards, 3:03 TOP	Touchdown

Game 5 • Natchitoches Central Chiefs

Acquired	Ensuuing Drive	Result
None		

Game 6 • Parkway Panthers

Acquired	Ensuuing Drive	Result
None		

Game 7 • Benton Tigers

Acquired	Ensuuing Drive	Result
Fumble	2 Plays, 23 Yards, 0:31 TOP	Touchdown

Game 8 • Airline Vikings

Acquired	Ensuuing Drive	Result
Interception	4 Plays, 3 Yards, 1:27 TOP	Field Goal
Interception	5 Plays, 44 Yards, 1:13 TOP	Touchdown

Game 9 • Captain Shreve Gators

Acquired	Ensuuing Drive	Result
Fumble	1 Play, 13 Yards, 0:06 TOP	Touchdown

Game 10 • Southwood Cowboys

Acquired	Ensuuing Drive	Result
None		

Game 11 • Brother Martin Crusaders

Acquired	Ensuuing Drive	Result
None		

2021 Season Totals: 13 Forced Turnovers – 6 TD, 1 FG, 1 Missed FGs, 3 Punts, 0 Turnovers, 2 End of Half, 0 Downs

Opponents-Forced Turnovers

Game 1 • Huntington Raiders

Acquired	Ensuuing Drive	Result
None		

Game 2 • Tioga Indians

Acquired	Ensuuing Drive	Result
None		

Game 3 • Maumelle Hornets

Acquired	Ensuuing Drive	Result
None		

Game 4 • Houghton Buccaneers

Acquired	Ensuuing Drive	Result
None		

Game 5 • Natchitoches Central Chiefs

Acquired	Ensuuing Drive	Result
None		

Game 6 • Parkway Panthers

Acquired	Ensuuing Drive	Result
None		

Game 7 • Benton Tigers

Acquired	Ensuuing Drive	Result
Fumble	11 Plays, 32 Yards, 3:15 TOP	Field Goal

Game 8 • Airline Vikings

Acquired	Ensuuing Drive	Result
None		

Game 9 • Captain Shreve Gators

Acquired	Ensuuing Drive	Result
Fumble	13 Plays, 45 Yards, 5:11 TOP	Field Goal

Game 10 • Southwood Cowboys

Acquired	Ensuuing Drive	Result
Fumble	2 Plays, 75 Yards, 0:57 TOP	Touchdown

Game 11 • Brother Martin Crusaders

Acquired	Ensuuing Drive	Result
None		

2021 Season Totals: 7 Forced Turnovers – 1 TD, 2 FG, 0 Missed FGs, 1 Punt, 0 Turnovers, 1 End of Half, 1 Downs, 1 Safety

LSWA Class 5A Poll (8/30/22)

Rk	Team	W-L	Pts	PR
1.	Zachary (10)	0-0	120	
2.	Catholic-Baton Rouge	0-0	96	
3.	Karr	0-0	92	
4.	Acadiana	0-0	85	
5.	Ruston	0-0	78	
6.	Destrehan	0-0	74	
7.	Brother Martin	0-0	53	
8.	Captain Shreve	0-0	35	
9.	Jesuit	0-0	32	
10.	West Monroe	0-0	30	

Others receiving votes: Byrd 14, Alexandria 13, Carencro 11, John Curtis 9, Woodlawn-Baton Rouge 9, Ouachita Parish 8, Ponchatoula 7, St. Augustine 2, Parkway 1.

Geaux Preps Class 5A Poll (8/30/22)

Rk	Team	W-L (2021)
1.	Zachary	15-0
2.	Catholic-BR	12-1
3.	Edna Karr	11-1
4.	Acadiana	11-3
5.	Brother Martin	5-6
6.	John Curtis	5-4
7.	West Monroe	8-4
8.	Destrehan	9-1
9.	Ruston	10-3
10.	Alexandria	7-4

First Five Out: St. Augustine, Ouachita Parish, Woodlawn-BR, East Ascension, C.E. Byrd

Crescent City Sports Class 5A Poll (8/30/22)

Rk	Team	W-L
1)	Zachary	
2)	Catholic (BR)	
3)	Acadiana	
4)	Destrehan	
5)	Ruston	
6)	Brother Martin	
7)	Karr	
8)	John Curtis Christian	
9)	Jesuit	
10)	Ouachita Parish	

Others to watch: St. Augustine, Alexandria, West Monroe, Woodlawn (BR), Byrd, Captain Shreve, Holy Cross, Parkway, Carencro, Archbishop Rummel



2021 YARDSTICKS

Byrd	7	23	7	6	-- 43
Huntington	6	0	0	8	-- 14

BHS - Tyler Nichols 22 run (Michael Hamauei kick)
 HHS - Tre Carter 45 pass from Kamron Evans (rush failed)
 BHS - Devon Strickland 7 run (Hamauei kick)
 BHS - Devon Strickland 58 run (Hamauei kick)
 BHS - Mitchell Ramsey 47 run (Hamauei kick)
 BHS - Safety, punt blocked out of end zone
 BHS - Dixon Poirier 1 run (Matthew Booras kick)
 BHS - Poirier 2 run (kick failed)
 HHS - Tahj Kochinsky 8 pass from Evans (Kochinsky pass from Evans)

	BHS	HHS
First Downs	18	12
Rushing Att - Yards	55-442	24-120
Passing Yards	9	137
Passes (C-A-I)	1-2-0	10-22-0
Punts-Avg.	1-31.0	5-20.6
Fumbles-Lost	1-0	1-1
Penalties-Yards	9-72	6-84

Individual Leaders

Rushing - BHS: Strickland 24-206, Ramsey 7-107, Lake Lambert 8-76, Nichols 5-29, Poirier 9-21, Walker Fox 1-6, Team 1 (-3); HHS: Gabe Sparks 8-78, Demajah Riley 9-26, Zyion Claville 2-10, Nehemiah Barret 1-6, Carter 2-2, Evans 2-(-2).
Passing - BHS: Lambert 1-2-0 9; HHS: Evans 10-22-0 137.
Receiving - BHS: Logan Pons 1-9; HHS: Carter 4-75, Kochinsky 3-55, John Solaman 1-13, Tadarus Summage 1-0, Riley 1-(-6).

Tioga	0	3	0	0	-- 3
Byrd	0	6	6	6	-- 18

BHS - Mitchell Ramsey 1 run (kick failed)
 THS - Ben Doughty 27 field goal
 BHS - Tyler Nichols 3 run (kick failed)
 BHS - Nichols 2 run (rush failed)

	THS	BHS
First Downs	13	17
Rushing Att -Yards	20-55	57-344
Passing Yards	170	5
Passes (C-A-I)	15-30-0	1-4-0
Punts-Avg.	4-37.2	3-38.3
Fumbles-Lost	0-0	0-0
Penalties-Yards	9-68	8-106

Individual Leaders

Rushing - THS: Jeremiah Sellers 13-60, Gabe Sellers 7-(-5); BHS: Nichols 11-101, Ramsey 12-96, Lake Lambert 8-76, Dixon Poirier 7-77, Devon Strickland 14-46, Lake Lambert 8-15, Logan Pons 1-5, Walker Fox 1-3, Josh Allen 3-1.
Passing - THS: Sellers 15-30-0 170; BHS: Lambert 1-4-0 5.
Receiving - THS: Dylan Boyd 5-64, Michael Johnson 4-66, Joshua Loyd 3-25, Kobe Tilmon 3-15; BHS: Poirier 1-5.

Maumelle	0	7	7	7	-- 21
Byrd	7	0	14	3	-- 24

BHS - Mitchell Ramsey 79 punt return (Michael Hamauei kick)
 MHS - Roderick Watts 44 pass from Weston Pierce (John Bruchhagen kick)
 BHS - Ramsey 64 run (Hamauei kick)
 BHS - Ramsey 1 run (Hamauei kick)
 MHS - Hunter Specht 14 pass from Pierce (Bruchhagen kick)
 BHS - Hamauei 42 field goal
 MHS - Pierce 1 run (Bruchhagen kick)

	MHS	BHS
First Downs	19	10
Rushing Att -Yards	26-89	43-221
Passing Yards	266	8
Passes (C-A-I)	21-31-0	1-2-0
Punts-Avg.	4-32.8	5-36.6
Fumbles-Lost	1-1	0-0
Penalties-Yards	9-106	8-83

Individual Leaders

Rushing - MHS: Jason Crawford 10-52, Specht 1-23, Jordan Candler 11-20, Pierce 4-(-6); BHS: Ramsey 9-102, Devon Strickland 14-65, Tyler Nichols 7-22, Josh Allen 1-19, Dixon Poirier 5-10, Logan Pons 7-3.
Passing - MHS: Pierce 21-31-0 266; BHS: Pons 1-2-0 8.
Receiving - MHS: Watts 11-55, Specht 6-88, Dez Williams 3-23, Candler 1-0; BHS: Jackson Dufrene 1-8.

Byrd	21	10	7	0	-- 38
Haughton	0	7	0	0	-- 7

BHS - Mitchell Ramsey 37 run (Michael Hamauei kick)
 BHS - Tyler Nichols 4 run (Hamauei kick)
 BHS - Logan Pons 2 run (Hamauei kick)
 BHS - Ramsey 9 run (Hamauei kick)
 HHS - Joshua Sewell 57 pass from Collin Rains (Caleb Ebarb kick)
 BHS - Hamauei 37 field goal
 BHS - Dixon Poirier 1 run (Hamauei kick)

	BHS	HHS
First Downs	16	7
Rushing Att -Yards	50-282	26-42
Passing Yards	58	79
Passes (C-A-I)	5-8-0	11-18-2
Punts-Avg.	3-40.3	4-36.8
Fumbles-Lost	1-1	1-1
Penalties-Yards	6-42	2-14

Individual Leaders

Rushing - BHS: Ramsey 11-133, Pons 15-92, Poirier 13-45, Walker Fox 1-12, Josh Allen 1-1, J.D. Gallman 1-0, Nichols 8-(-1); HHS - Rains 9-20, Landon Brosssett 6-18, Tyler Rhodes 7-15, Coleman Stafford 1-3, Bailey Felder 2-(-7), Jalen Lewis 1-(-7).
Passing - BHS: Pons 5-8-0 58; HHS - Rains 10-17-2 75, Lewis 1-1-0 4.
Receiving - BHS: Nichols 2-43, Jackson Dufrene 2-9, Connor Ridenour 1-6; HHS - Lewis 3-8, Sewell 2-57, Tyson Kizzia 2-(-5), Stafford 1-10, T. Rhodes 1-4, Adrian McClindon 1-4, Chan Lytle 1-1.

Natchitoches	0	7	7	9	-- 23
Byrd	7	3	0	0	-- 10

BHS - Devon Strickland 5 run (Michael Hamauei kick)
 NC - Justin Aaron 30 pass from B.J. Young (Sam Maggio kick)
 BHS - Hamauei 41 field goal
 NC - Justin Aaron 42 pass from B.J. Young (Maggio kick)
 NC - Team safety
 NC - Caylin Demars 29 run (Maggio kick)

	NC	BHS
First Downs	11	8
Rushing Att -Yards	40-141	39-97
Passing Yards	113	49
Passes (C-A-I)	7-10-0	3-6-0
Punts-Avg.	6-31.7	5-37.6
Fumbles-Lost	1-0	1-0
Penalties-Yards	8-88	8-86

Individual Leaders

Rushing - NC: C. Demars 28-132, Jeremiah Miles 3-7, Young 9-2; BHS: Strickland 11-39, Lake Lambert 12-32, Mitchell Ramsey 7-21, Tyler Nichols 6-19, Dixon Poirier 2-10, Team 1-(-24).
Passing - NC: Young 7-10-0 113; BHS: Lambert 3-6-0 49.
Receiving - NC: Aaron 3-93, Camryn Davis 2-19, Demars 1-3, Braylin Demars 1-(-2); BHS: Logan Pons 2-32, Strickland 1-17.

Byrd	0	14	14	7	-- 35
Parkway	7	3	7	7	-- 24

PHS - Ron Richmond 24 run (Aeron Burrell kick)
 BHS - Mitchell Ramsey 87 run (Michael Hamauei kick)
 BHS - Josh Allen 7 run (Hamauei kick)
 PHS - Burrell 24 field goal
 BHS - Tyler Nichols 9 run (Hamauei kick)
 PHS - Jaylan White 29 run (Burrell kick)
 BHS - Allen 33 run (Hamauei kick)
 BHS - Devon Strickland 18 run (Hamauei kick)
 PHS - White 14 run (Burrell kick)

	BHS	PHS
First Downs	19	25
Rushing Att -Yards	52-512	44-259
Passing Yards	21	154
Passes (C-A-I)	1-3-0	16-27-0
Punts-Avg.	2-29.5	2-24.0
Fumbles-Lost	0-0	1-1
Penalties-Yards	11-140	3-21

Individual Leaders

Rushing - BHS: Strickland 15-155, Ramsey 6-112, Dixon Poirier 15-101, Lake Lambert 7-72, Allen 3-41, Nichols 6-31; PHS - White 25-184, Richmond 17-69, Ed Moses 1-14, Cannon Link 1-(-8).
Passing - BHS: Lambert 1-3-0 21; PHS - Link 16-27 154.
Receiving - BHS: Ramsey 1-21; PHS: Moses 8-63, Richmond 7-89, White 1-2.



2021 YARDSTICKS

Benton	0	0	10	7	-- 17
Byrd	17	14	14	0	-- 45

BHS - Mitchell Ramsey 3 run (Michael Hamauei kick)
 BHS - Hamauei 30 field goal
 BHS - Josh Allen 8 run (Hamauei kick)
 BHS - Jackson Dufrene 25 pass from Lake Lambert (Hamauei kick)
 BHS - Ramsey 10 run (Hamauei kick)
 BEN - R.J. Moore 31 field goal
 BHS - Dixon Poirier 28 run (Hamauei kick)
 BEN - Gray Walters 10 run (Moore kick)
 BHS - Allen 40 run (Matthew Booras kick)
 BEN - Greg Manning 5 run (Moore kick)

	BEN	BHS
First Downs	18	21
Rushing Att -Yards	39-172	50-421
Passing Yards	188	27
Passes (C-A-I)	13-32-0	2-5-0
Punts-Avg.	4-33.8	1-35.0
Fumbles-Lost	2-1	3-2
Penalties-Yards	9-106	6-52

Individual Leaders

Rushing - BEN: Manning 19-138, Ethan Johnson 10-31, Walters 8-12, Andy Lim 1(-2), Jeffrey King 1(-7); BHS: Allen 8-122, Ramsey 8-74, Tyler Nichols 4-56, Devon Strickland 6-48, Jacob McClure 10-47, Poirier 5-47, Lambert 4-21, J.D. Gallman 3-6, Walker Fox 1-1, Team 1(-1).
Passing - BEN: Walters 11-27-0 141, King 2-5-0 47; BHS: Lambert 2-5-0 27.
Receiving - BEN: Pearce Russell 4-133, Moore 4-26, Cade Stewart 2-14, Lim 1-8, Evan Cole 1-4, Ethan Johnson 1-3; BHS: Dufrene 1-25, Allen 1-2.

Southwood	0	8	8	8	-- 24
Byrd	9	14	14	0	-- 37

BHS - Safety
 BHS - Mitchell Ramsey 5 run (Michael Hamauei kick)
 BHS - Josh Allen 21 run (Hamauei kick)
 BHS - Lake Lambert 7 run (Hamauei kick)
 SHS - Joshua Ware 2 run (Ware rush)
 SHS - Ware 74 run (Shamichael Williams rush)
 BHS - Ramsey 44 run (Hamauei kick)
 BHS - Jacob McClure 6 run (Hamauei kick)
 SHS - S. Williams 8 run (Williams rush)

	SHS	BHS
First Downs	11	14
Rushing Att -Yards	42-230	41-326
Passing Yards	38	22
Passes (C-A-I)	3-8-0	2-5-0
Punts-Avg.	3-14.7	1-41.0
Fumbles-Lost	0-0	2-2
Penalties-Yards	7-49	7-92

Individual Leaders

Rushing - SHS: Ware 36-219, Williams 4-12, Detonion Arkansas 2(-1); BHS: Mitchell Ramsey 7-85, Jacob McClure 11-85, Tyler Nichols 2-46, Lambert 6-32, Josh Allen 4-30, Devon Strickland 3-26, Dixon Poirier 4-15, Jayden Anderson 2-5, Walker Fox 2-2.
Passing - SHS: Arkansas 3-8-0 38; BHS: Lambert 2-5-0 22.
Receiving - SHS: Michael Morgan 2-4, Williams 1-34; BHS: Logan Pons 1-12, Connor Ridenour 1-10.

Byrd	10	20	14	7	-- 51
Airline	7	7	0	13	-- 27

BHS - Michael Hamauei 31 field goal
 AHS - Tre' Jackson 39 run (Ben Jump kick)
 BHS - Mitchell Ramsey 8 run (Hamauei kick)
 BHS - Lake Lambert 9 run (Hamauei kick)
 AHS - Cameron Jefferson 35 pass from Ben Taylor (Jump kick)
 BHS - Josh Allen 5 run (Hamauei kick)
 BHS - Ramsey 13 run (pass failed)
 BHS - Devon Strickland 3 run (Hamauei kick)
 BHS - Tyler Nichols 7 run (Hamauei kick)
 AHS - Michael Johnson 4 run (kick blocked)
 AHS - Ladarius Epps 33 run (P. Doerner kick)
 BHS - Dixon Poirier 54 run (Hamauei kick)

	BHS	AHS
First Downs	21	20
Rushing Att -Yards	48-412	32-203
Passing Yards	34	164
Passes (C-A-I)	2-5-0	18-30-2
Punts-Avg.	1-35.0	2-39.0
Fumbles-Lost	0-0	1-1
Penalties-Yards	13-138	3-37

Individual Leaders

Rushing - BHS: Strickland 16-151, Ramsey 6-90, Poirier 5-67, Lambert 10-64, Nichols 4-37, Walker Fox 1-6, Allen 2-4, J.D. Gallman 1-0, Team 2(-2), Jayden Anderson 1(-5); AHS - T. Jackson 8-81, M. Johnson 16-49, Epps 3-43, Taylor 2-17, Joseph Johnson 2-8, Kylin Jackson 1-5.
Passing - BHS: Lambert 2-4-0 34, Hamauei 0-1-0 0, Gallman 0-0-0 0; AHS - Taylor 18-29-2 164, Epps 0-1-0 0.
Receiving - BHS: Patrick Snead 1-20, Logan Pons 1-14; AHS: Jo. Johnson 4-31, Bob Patterson 4-27, M. Johnson 3-36, Daxton Chavez 2-19. C. Montgomery 2-4, C. Jefferson 1-35, Kameron Allen 1-10, Bryson Broom 1-2.

Brother Martin	14	21	10	0	-- 45
Byrd	7	0	7	0	-- 14

BHS - Dixon Poirier 1 run (Michael Hamauei kick)
 BRM - Torey Lambert 24 run (Leyton Liuzza kick)
 BRM - Jordan Thomas 4 run (Liuzza kick)
 BRM - Lambert 25 run (Liuzza kick)
 BRM - Lambert 40 run (Liuzza kick)
 BRM - Thomas 14 pass from Garrett Mmahat (Liuzza kick)
 BRM - Lambert 23 run (Liuzza kick)
 BRM - Liuzza 33 field goal
 BHS - Devon Strickland 44 run (Hamauei kick)

	BRM	BHS
First Downs	20	9
Rushing Att -Yards	39-288	38-205
Passing Yards	146	0
Passes (C-A-I)	8-13-0	0-2-0
Punts-Avg.	1-18.0	7-24.4
Fumbles-Lost	1-0	3-0
Penalties-Yards	0-0	3-41

Individual Leaders

Rushing - BRM: T. Lambert 12-166, Thomas 14-85, Jordan West 4-15, Mmahat 4-12, T. Santa Marina 1-12, R. Darrah 1-2; R. Gadola 1-1, N. Malek 1(-2), S. Harris 1(-3); BHS: Strickland 17-109, Josh Allen 4-56, Tyler Nichols 4-46, Mitchell Ramsey 3-18, Poirier 1-1, Team 1(-1), Lake Lambert 8(-24).
Passing - BRM: Mmahat 8-13-0 146; BHS: Lambert 0-2-0 0.
Receiving - BRM: C. Lonardo 3-69, A. Tatum 2-36, S. Provenzano 1-17, Thomas 1-14, Oubre 1-10. BHS: none.

Shreve	0	3	0	7	-- 10
Byrd	7	0	0	21	-- 28

BHS - Devon Strickland 13 pass from Lake Lambert (Michael Hamauei kick)
 CSH - Thomas Murray 43 field goal
 BHS - Lake Lambert 1 run (Hamauei kick)
 BHS - Tyler Nichols 2 run (Hamauei kick)
 CSH - Marquez Stevenson 15 pass from Kenyon Terrell (Murray kick)
 BHS - Lambert 5 run (Hamauei kick)

	CSH	BHS
First Downs	11	21
Rushing Att -Yards	23-144	51-387
Passing Yards	88	36
Passes (C-A-I)	14-24-1	2-3-0
Punts-Avg.	3-46.7	1-38.0
Fumbles-Lost	1-1	2-2
Penalties-Yards	10-115	3-31

Individual Leaders

Rushing - CSH: Matt Hall 6-61, Kendrick Law 8-59, Terrell 6-20, J. Edwards 3-4; BHS: Jacob McClure 11-102, Devon Strickland 13-92, Mitchell Ramsey 7-62, Nichols 8-59, Lambert 7-47, Dixon Poirier 3-16, Josh Allen 1-6, Team 1-3.
Passing - CSH: Kenyon Terrell 14-24-1 88; BHS: Lambert 2-3-0 36.
Receiving - CSH: Braylon Finney 5-40, Stevenson 3-24, Hall 3-8, Law 2-12, Cam Randolph 1-4; BHS: Strickland 2-36.



2021 DIVISION I PLAYOFF BRACKET

<u>First Round (11/12)</u>		<u>Quarterfinals (11/19)</u>		<u>Semifinals (11/26)</u>		<u>Finals (12/5)</u>	
1 Catholic Bye		1 Catholic BR* 8 St. Augustine	42 35	1 Catholic BR* 5 St. Paul's	29 28	1 Catholic BR* 2 Jesuit*	14 10
9 Archbishop Shaw 8 St. Augustine*	14 52	5 St. Paul's 4 Scotlandville*	20 17	11 Brother Martin 2 Jesuit*	10 28	The LHSAA Prep Classic Tulane's Yulman Stadium New Orleans, Louisiana	
5 Scotlandville Bye		3 C.E. Byrd* 11 Brother Martin	14 45				
4 St. Paul's Bye		7 John Curtis 2 Jesuit*	13 14				
3 Byrd Bye							
6 Archbishop Rummel* 11 Brother Martin	16 38						
7 John Curtis Christian* 10 Holy Cross	54 14						
2 Jesuit Bye							



<p>2021 District 1-5A All-District First Team Offense</p> <p>Pos Name, School, Cl.</p> <p>MVP Ron Richmond, Parkway, Sr.</p> <p>QB Kenyon Terrell, Captain Shreve</p> <p>RB Mitchell Ramsey, Byrd Jaylan White, Parkway Caylin Demars, Natchitoches</p> <p>TE William Moore, Captain Shreve</p> <p>WR Pearce Russell, Benton Ed Moses, Parkway Braylon Finney, Captain Shreve; Kendrick Law, Captain Shreve</p> <p>OL Carey Johnson, Natchitoches Braysen Brown, Benton Peyton Polk, Haughton Caleb Aillet, Byrd</p> <p>ATH Kaleb McHenry, Captain Shreve Ron Richmond, Parkway</p> <p>First Team Specialists</p> <p>PK Thomas Murray, Captain Shreve</p> <p>P Mason Ingram, Captain Shreve</p> <p>KR Mitchell Ramsey, Byrd</p> <p>Second Team Offense</p> <p>PK Michael Hamauei, Byrd</p> <p>WR Logan Pons, Byrd</p> <p>OL Kyle Sprague, Byrd</p> <p>Honorable Mention Offense</p> <p>Lake Lambert, Devon Strickland, Tyler Nichols, Josh Allen, Patrick Snead, Jackson Duffrene, Wyatt McCollum, Guy Stone, Matthew Booras,</p>	<p>2021 District 1-5A All-District First Team Defense</p> <p>Pos Name, School, Cl.</p> <p>DL Isaiah Ford, Byrd James Jackson, Natchitoches Ray Mayweather, Parkway CKelby Givens, Captain Shreve</p> <p>LB Brody Page, Captain Shreve Zach Halbert, Benton Brooks Brossette, Byrd Barrett Newman, Parkway</p> <p>DB Ja'Robert Kelly, Airline John Jordan, Byrd Justin Aaron, Natchitoches Brandon Johnson, Captain Shreve</p> <p>FLEX Scottie Simo, Captain Shreve</p> <p>Second Team Defense</p> <p>DB Ryan Todd, Byrd</p> <p>Honorable Mention Defense</p> <p>Jackson Partington, Brennan Belanger, Christian Jones</p>
---	--

<p>2021 Shreveport Times All-City Football Team</p> <p>First Team Offense</p> <p>Pos Player, School, Cl.</p> <p>QB Landry Lyddy, Calvary, Sr.</p> <p>RB Rontavious Richmond, Parkway, Sr. KJ Black, North Caddo, Jr.</p> <p>WR Kendrick Law Jr., Captain Shreve, Sr. De'Coldest Crawford, Green Oaks, Sr. Omarion Miller, North Caddo, Jr.</p> <p>ATH Jacob Lafitte, Loyola, Sr.</p> <p>OL Caleb Aillet, Byrd, Sr. Kaleb McHenry, Captain Shreve, Sr. Peyton Polk, Haughton, Jr. Andre Walker, Northwood, Sr. Devon Hall, Parkway, Sr.</p> <p>First Team Defense</p> <p>DL Sedic Applewhite, Bossier, Sr. Isaiah Ford, Byrd, Jr. Ray Mayweather, Parkway, Jr. Woody Cabrera, Northwood, Sr.</p> <p>LB Marlon Young, Huntington, Sr. Brody Page, Captain Shreve, Sr. Brooks Brossette, Byrd, Jr.</p> <p>DB Mar'jayvius Moss, Northwood, Jr. John Jordan, Byrd, Sr. Hutch Grace, Calvary, So. Ja'Robert Kelly, Airline, Sr.</p> <p>First Team Specialists</p> <p>PK Thomas Murray, Captain Shreve, Sr.</p> <p>P Mason Ingram, Captain Shreve, Sr.</p> <p>KR Mitchell Ramsey, Byrd, Sr.</p>	<p>OFF Player of the Year – Landry Liddy, Calvary, Sr.</p> <p>DEF Player of the Year – Kkelby Givens, Capt. Shreve, Sr.</p> <p>Coach of the Year – Coy Brotherton, Parkway</p> <p>Second team offense</p> <p>OL Braysen Brown, Benton, Sr.</p> <p>OL Will Raburn, Loyola, Sr.</p> <p>OL Win Robinson, North Caddo, Sr.</p> <p>OL Tony Lynn, BTW, Sr.</p> <p>OL Kendrick Rucker, Huntington, Sr.</p> <p>WR Pearce Russell, Benton, Jr.</p> <p>WR Braylon Finney, Captain Shreve, Sr.</p> <p>WR Zyion Claville, Huntington, Sr.</p> <p>QB Kamron Evans, Huntington, Jr.</p> <p>RB Demajah Riley, Huntington, Sr.</p> <p>RB Quintavion White, Northwood, Jr.</p> <p>ATH Jaylon Jackson, Green Oaks, Sr.</p> <p>Second team Defense</p> <p>DL Davis Sellers, Benton, Sr.</p> <p>DL Jaylon Buckner, Huntington, Jr.</p> <p>DL Dylan Foster, Woodlawn, Sr.</p> <p>DL Denham Smith, Calvary, Sr.</p> <p>LB Zach Halbert, Benton, Jr.</p> <p>LB Jordan Clark, Northwood, Sr.</p> <p>LB Barrett Newman, Parkway, Jr.</p> <p>DB Brandon Johnson, Captain Shreve, Sr.</p> <p>DB Za'in Thomas, Huntington, Sr.</p> <p>DB Sawyer Simmons, Benton, Jr.</p> <p>DB Christian Obregon, Haughton, Sr.</p> <p>Second Team Specialists</p> <p>PK Michael Hamauei, Byrd, Sr.</p> <p>P Hutson Hearn, Northwood, So.</p> <p>KR Marquez Stevenson, Captain Shreve, Jr.</p>
--	---

<p>2021 LHSAA Composite All-Academic Football Team (4.0 GPA) Class 5A / Division I</p> <p>Caleb Aillet, C.E. Byrd, OL, Sr.</p> <p>Mitchell Ramsey, C.E. Byrd, RB, Sr.</p> <p>2021 LHSAA All-Academic Football team (GPA 3.5-3.99) Class 5A/Division I</p> <p>Michael Hamauei 2021-22 C.E. Byrd FB 5A I 3.8750</p> <p>Ryan Todd 2021-22 C.E. Byrd FB 5A I 3.8717</p> <p>Dakota Clark 2021-22 C.E. Byrd FB 5A I 3.6585</p> <p>Craig Carlson II 2021-22 C.E. Byrd FB 5A I 3.5952</p> <p>Jerquarius Myles 2021-22 C.E. Byrd FB 5A I 3.5710</p> <p>Reed Sepulvado 2021-22 C.E. Byrd FB 5A I 3.5135</p> <p>Anthony Sollazzo 2021-22 C.E. Byrd FB 5A I 3.5000</p>
--

<p>2021 Louisiana Sports Writer's Association Class 5A All-State Offense</p> <p>Pos Player School Ht. Wt. Cl</p> <p>WR Charles Robertson Zachary 6-2 190 Sr.</p> <p>WR Jamaal Levy Barbe 5-9 140 Jr.</p> <p>WR Kendrick Law Jr. Captain Shreve 6-2 180 Sr.</p> <p>OL Micah Scheer Ruston 6-3 290 Sr.</p> <p>OL Emery Jones Catholic 6-5 340 Sr.</p> <p>OL Joshua Berault Jesuit 6-4 280 Sr.</p> <p>OL Jayson Montgomery-Scott Brother Martin 6-4 310 Sr.</p> <p>OL Cam East St. Augustine 6-7 285 Sr.</p> <p>QB Eli Holstein Zachary 6-5 220 Jr.</p> <p>RB Dyson Fields Ruston 5-11 185 Jr.</p> <p>RB Rontavious Richmond Parkway 5-10 190 Sr.</p> <p>RB Braydon Johnson Ponchatoula 6-0 210 Sr.</p> <p>PK Abel Peterman Alexandria 5-11 160 Sr.</p> <p>ATH Rickie Collins Woodlawn 6-3 185 Jr.</p>	<p>Defense</p> <p>Pos Player School Ht. Wt. Cl</p> <p>DL Kameron Hamilton Zachary 6-4 275 Sr.</p> <p>DL Jermaine Vessell Catholic 6-3 210 Sr.</p> <p>DL Walter Bob Acadiana 6-4 245 Sr.</p> <p>DL Steven Walker Destrehan 6-2 250 Sr.</p> <p>LB Carmychah Glass Ouachita 6-4 210 Sr.</p> <p>LB Chauncey Lee West Monroe 5-9 206 Jr.</p> <p>LB Jadon Mayfield Ruston 6-1 217 So.</p> <p>LB Kolaj Cobbins Destrehan 6-4 200 So.</p> <p>DB Jadais Richard West Monroe 6-2 199 Sr.</p> <p>LB Kylin Jackson Zachary 6-2 190 Jr.</p> <p>DB Jacoby Mathews Ponchatoula 6-2 204 Sr.</p> <p>DB Justin Aaron Natchitoches Central 6-0 175 Sr.</p> <p>P Kylan Dupre Catholic 6-0 210 Sr.</p> <p>RS Jadun Colbert Southside 5-10 180 Jr.</p> <p>Outstanding Offensive Player: Eli Holstein, Zachary</p> <p>Outstanding Defensive Player: Jacoby Mathews, Ponchatoula</p> <p>Coach of the Year: David Brewerton, Zachary</p>
---	--



 <u>Pleasant Grove Hawks</u>
8/26 at Brock.....W, 28-7
9/2 at Byrd7
9/9 vs. Midland Christian7
9/16 at Frisco Memorial.....7
9/23 at Paris.....7
10/7 vs. Gilmer*..... 7:30
10/14 vs. Pittsburg*..... 7:30
10/21 vs. Liberty Eylau* 7:30
10/28 vs. North Lamar*..... 7:30
11/4 at Spring Hill* 7:30

 <u>Huntington Raiders</u>
9/2 at Mansfield.....7
9/9 vs. Byrd7
9/16 vs. Neville.....7
9/22 at Northwood*.....7
9/30 vs. Minden*7
10/7 at BTW*7
10/13 vs. Woodlawn*7
10/21 at North DeSoto*7
10/28 at Evangel*7
11/4 vs. Bossier*7

 <u>Calvary Cavaliers</u>
9/1 vs. Logansport7
9/8 at Captain Shreve7
9/15 at Byrd7
9/23 at Wossman.....7
9/30 vs. Mansfield7
10/7 at North Caddo*7
10/13 vs. Green Oaks*7
10/21 at D'Arbonne Woods*7
10/28 vs. Lakeside*7
11/4 at Loyola*7

 <u>Captain Shreve Gators</u>
9/1 vs. Loyola 7
9/8 vs. Calvary 7
9/16 at Union Parish 7
9/22 at Byrd* 7
9/30 at Parkway* 7
10/6 vs. Airline* 7
10/14 vs. Natchitoches* 7
10/21 vs. Southwood* 7
10/28 at Benton* 7
11/4 vs. Haughton* 7

 <u>Benton Tigers</u>
9/1 vs. Northwood.....7
9/9 vs. Texas High7
9/16 at Newman7
9/23 vs. Airline*7
9/30 vs. Byrd*7
10/7 at Natchitoches*7
10/14 at Southwood*7
10/21 at Haughton*7
10/28 vs. Captain Shreve*7
11/4 at Parkway*7

 <u>Haughton Buccaneers</u>
9/2 vs. Red River7
9/9 vs. LaGrange7
9/16 at Many.....7
9/23 vs. Parkway*.....7
9/30 vs. Southwood*.....7
10/7 at Byrd*7
10/14 at Airline*7
10/21 vs. Benton*7
10/28 vs. Natchitoches*7
11/4 at Captain Shreve*7

 <u>Parkway Panthers</u>
9/2 vs. Minden 7
9/9 at Red River 7
9/16 vs. Bossier 7
9/23 at Haughton* 7
9/30 vs. Captain Shreve* 7
10/6 at Southwood* 7
10/14 vs. Byrd* 7
10/21 vs. Natchitoches* 7
10/28 at Airline* 7
11/4 vs. Benton* 7

 <u>Airline Vikings</u>
9/1 at North DeSoto..... 7
9/9 vs. Union Parish 7
9/16 at Northwood 7
9/23 at Benton* 7
9/30 vs. Natchitoches* 7
10/6 at Captain Shreve* 7
10/14 vs. Haughton* 7
10/20 at Byrd* 7
10/28 vs. Parkway* 7
11/4 vs. Southwood* 7

 <u>Southwood Cowboys</u>
9/2 at Green Oaks7
9/9 vs. Woodlawn.....7
9/16 vs. Carroll.....7
9/23 vs. Natchitoches*7
9/30 at Haughton*7
10/6 vs. Parkway*.....7
10/14 vs. Benton*.....7
10/21 at Captain Shreve*7
10/28 vs. Byrd*7
11/4 at Airline*7









 <u>Natchitoches Chiefs</u>
9/2 vs. Woodlawn.....7
9/9 at Opelousas.....7
9/15 vs. Alexandria7
9/23 at Southwood*7
9/30 at Airline*7
10/7 vs. Benton*7
10/14 at Captain Shreve*7
10/21 at Parkway*7
10/28 at Haughton*7
11/4 vs. Byrd*7

 <u>Byrd Yellow Jackets</u>
9/2 vs. Pleasant Grove7
9/9 at Huntington7
9/15 vs. Calvary7
9/22 vs. Captain Shreve*7
9/30 at Benton7
10/7 vs. Haughton.....7
10/14 at Parkway7
10/20 vs. Airline7
10/28 at Southwood7
11/4 at Natchitoches7

<u>2021 LHSAA State Champions</u>
Division I - Catholic High Bears
Division II - University High Cubs
Division III - St. Charles Comets
Division IV - Southern Lab Kittens
Class 5A - Zachary Broncos
Class 4A - Westgate Tigers
Class 3A - Sterlington Panthers
Class 2A - Amite Warriors
Class 1A - Homer Pelicans



**2021 BYRD YELLOW JACKETS
FOOTBALL SCHEDULE AND RESULTS
(9-2, 6-1)**

DATE	OPPONENT	LOCATION	RESULTS	
Thu., Sep. 2	at Huntington Raiders	Independence Stadium	W, 43-14	
Fri., Sep. 10	vs. Tioga Indians^	Independence Stadium	W, 18-3	
Thu., Sep. 16	vs. Maumelle, Ark. Hornets	Lee Hedges Stadium	W, 24-21	
Fri., Sep. 24	at Haughton Buccaneers*	Harold Harlan Stadium	W, 38-7	
Fri., Oct. 1	vs. Natchitoches Central Chiefs*	Lee Hedges Stadium (HC)	L, 23-10	
Thu., Oct. 7	at Parkway Panthers*	Preston Crossover Stadium	W, 35-24	
Thu., Oct. 14	vs. Benton Tigers*	Lee Hedges Stadium	W, 45-17	
Fri., Oct. 22	at Airline Vikings*	Airline Stadium	W, 51-27	
Thu., Oct. 28	vs. Captain Shreve Gators*	Lee Hedges Stadium (Home)	W, 28-10	
Thu., Nov. 4	vs. Southwood Cowboys*	Lee Hedges Stadium (Home)	W, 37-24	
Fri., Nov. 19	vs. Brother Martin Crusaders**	Lee Hedges Stadium	L, 45-14	

^ - Battle on the Border X

* - District 1-5A games

HC - Homecoming

** - Division I Playoffs





2021 BYRD YELLOW JACKETS TEAM STATISTICS

SCORE BY QUARTERS	1st	2nd	3rd	4th	Total
Byrd Yellow Jackets.	92	104	90	57	- 343
Opponents.....	34	66	46	69	- 215

TEAM STATISTICS	BYRD	OPP
SCORING.....	343	215
Points Per Game.....	31.2	19.5
Points Off Turnovers.....	38	14
FIRST DOWNS.....	174	167
Rushing.....	153	87
Passing.....	11	71
Penalty.....	10	9
RUSHING YARDAGE.....	3649	1743
Yards gained rushing.....	3818	1991
Yards lost rushing.....	169	248
Rushing Attempts.....	524	355
Average Per Rush.....	7.0	4.9
Average Per Game.....	331.7	158.5
TDs Rushing.....	44	18
PASSING YARDAGE.....	269	1543
Comp-Att-Int.....	20-45-0	136-245-5
Average Per Pass.....	6.0	6.3
Average Per Catch.....	13.4	11.3
Average Per Game.....	24.5	140.3
TDs Passing.....	2	10
TOTAL OFFENSE.....	3918	3286
Total Plays.....	569	600
Average Per Play.....	6.9	5.5
Average Per Game.....	356.2	298.7
KICK RETURNS: #-Yards.....	27-490	34-589
PUNT RETURNS: #-Yards.....	8-216	6-18
INT RETURNS: #-Yards.....	5-41	0-0
KICK RETURN AVERAGE.....	18.1	17.3
PUNT RETURN AVERAGE.....	27.0	3.0
INT RETURN AVERAGE.....	8.2	0.0
FUMBLES-LOST.....	14-7	10-7
PENALTIES-Yards.....	82-883	66-688
Average Per Game.....	80.3	62.5
PUNTS-Yards.....	30-1017	38-1183
Average Per Punt.....	33.9	31.1
Net punt average.....	32.6	25.4
KICKOFFS-Yards.....	61-2962	40-1597
Average Per Kick.....	48.6	39.9
Net kick average.....	32.7	26.2
TIME OF POSSESSION/Game.....	25:28	23:14
3RD-DOWN Conversions.....	42/100	31/114
3rd-Down Pct.....	42%	27%
4TH-DOWN Conversions.....	11/22	13/26
4th-Down Pct.....	50%	50%
SACKS BY-Yards.....	10-41	4-14
MISC YARDS.....	-3	0
TOUCHDOWNS SCORED.....	47	28
FIELD GOALS-ATTEMPTS.....	5-6	5-8
ON-SIDE KICKS.....	0-0	1-2
RED-ZONE SCORES.....	(35-41) 85%	(15-18) 83%
RED-ZONE TOUCHDOWNS.....	(32-41) 78%	(10-18) 56%
PAT-ATTEMPTS.....	(42-45) 93%	(22-23) 96%



2021 BYRD YELLOW JACKETS OFFENSIVE STATISTICS

RUSHING	GP	Att	Gain	Loss	Net	Avg	TD	Long	Avg/G
D. Strickland	10	133	940	3	937	7.0	6	58	93.7
M. Ramsey	11	83	914	14	900	10.8	13	87	81.8
T. Nichols	11	65	472	27	445	6.8	7	53	40.5
D. Poirier	11	69	413	3	410	5.9	6	54	37.3
L. Lambert	9	70	403	68	335	4.8	4	49	37.2
J. Allen	9	27	289	9	280	10.4	6	40	31.1
J. McClure	4	32	232	5	227	7.1	1	36	56.8
L. Pons	9	23	101	1	100	4.3	1	35	11.1
W. Fox	8	7	37	0	37	5.3	0	12	4.6
J.D. Gallman	5	5	9	3	6	1.2	0	4	1.2
J. Anderson	2	3	5	5	0	0.0	0	4	0.0
TEAM	9	7	3	31	-28	-4.0	0	3	-3.1
Total.....	11	524	3818	169	3649	7.0	44	87	331.7
Opponents.....	11	355	1991	248	1743	4.9	18	74	158.5

PASSING	GP	Effic	Cmp-Att-Int	Pct	Yds	TD	Lng	Avg/G
L. Lambert	9	110.74	14-34-0	41.2	203	2	25	22.6
L. Pons	9	115.44	6-10-0	60.0	66	0	26	7.3
M. Hamauei	10	0.00	0-1-0	0.0	0	0	0	0.0
J.D. Gallman	5	0.00	0-0-0	0.0	0	0	0	0.0
Total.....	11	109.32	20-45-0	44.4	269	2	26	24.5
Opponents.....	11	117.80	136-245-5	55.5	1543	10	57	140.3

RECEIVING	GP	No.	Yds	Avg	TD	Long	Avg/G
L. Pons	9	5	67	13.4	0	17	7.4
J. Dufrene	6	4	42	10.5	1	25	7.0
D. Strickland	10	3	53	17.7	1	23	5.3
T. Nichols	11	2	43	21.5	0	26	3.9
C. Ridenour	6	2	16	8.0	0	10	2.7
M. Ramsey	11	1	21	21.0	0	21	1.9
P. Snead	4	1	20	20.0	0	20	5.0
D. Poirier	11	1	5	5.0	0	5	0.5
J. Allen	9	1	2	2.0	0	2	0.2
Total.....	11	20	269	13.4	2	26	24.5
Opponents.....	11	136	1543	11.3	10	57	140.3

PUNT RETURNS	No.	Yds	Avg	TD	Long
M. Ramsey	6	210	35.0	1	79
B. Brossette	1	0	0.0	0	8
C. Jones	1	6	6.0	0	0
Total.....	8	216	27.0	1	79
Opponents.....	6	18	3.0	0	21

INTERCEPTIONS	No.	Yds	Avg	TD	Long
I. Ford	1	14	14.0	0	14
Ju. Partington	1	27	27.0	0	27
B. Brossette	1	0	0.0	0	0
R. Todd	1	0	0.0	0	0
J. Jordan	1	0	0.0	0	0
Total.....	5	41	8.2	0	27
Opponents.....	0	0	0.0	0	0

KICK RETURNS	No.	Yds	Avg	TD	Long
M. Ramsey	10	203	20.3	0	45
L. Pons	6	119	19.8	0	23
B. Brossette	3	49	16.3	0	26
D. Poirier	2	13	6.5	0	7
J. Dufrene	2	33	16.5	0	19
D. Strickland	2	35	17.5	0	25
C. Jones	1	30	30.0	0	30
W. Fox	1	8	8.0	0	8
Total.....	27	490	18.1	0	45
Opponents.....	34	589	17.3	0	53

FUMBLE RETURNS	No.	Yds	Avg	TD	Long
J. Jordan	1	0	0.0	0	0
Total.....	1	0	0.0	0	0
Opponents.....	1	0	0.0	0	0

SCORING	TD	FGs	Kick	PATs				Saf	Points
				Rush	Rcv	Pass	DXP		
M. Ramsey	14	0-0	0-0	0-0	0	0-0	0	0	84
M. Hamauei	0	5-6	40-40	0-0	0	0-0	0	0	55
D. Strickland	7	0-0	0-0	0-0	0	0-0	0	0	42
T. Nichols	7	0-0	0-0	0-0	0	0-0	0	0	42
D. Poirier	6	0-0	0-0	0-0	0	0-0	0	0	36
J. Allen	6	0-0	0-0	0-0	0	0-0	0	0	36
L. Lambert	4	0-0	0-0	0-1	0	0-0	0	0	24
J. Dufrene	1	0-0	0-0	0-0	0	0-0	0	0	6
J. McClure	1	0-0	0-0	0-0	0	0-0	0	0	6
L. Pons	1	0-0	0-0	0-0	0	0-0	0	0	6
TEAM	0	0-0	0-0	0-0	0	0-0	0	2	4
M. Booras	0	0-0	2-5	0-0	0	0-0	0	0	2
Total.....	47	5-6	42-45	0-1	0	0-0	0	2	343
Opponents.....	28	5-8	22-23	3-4	1	1-1	0	1	215

TOTAL OFFENSE	G	Plays	Rush	Pass	Total	Avg/G
D. Strickland	10	133	937	0	937	93.7
M. Ramsey	11	83	900	0	900	81.8
L. Lambert	9	104	335	203	538	59.8
T. Nichols	11	65	445	0	445	40.5
D. Poirier	11	69	410	0	410	37.3
J. Allen	9	27	280	0	280	31.1
J. McClure	4	32	227	0	227	56.8
L. Pons	9	33	100	66	166	18.4
W. Fox	8	7	37	0	37	4.6
J.D. Gallman	5	5	6	0	6	1.2
TEAM	9	7	-28	0	-28	-3.1
Total.....	11	569	3649	269	3918	356.2
Opponents.....	11	600	1743	1543	3286	298.7

ALL PURPOSE	G	Rush	Rec	PR	KOR	IR	Tot	Avg/G
M. Ramsey	11	900	21	210	203	0	1334	121.3
D. Strickland	10	937	53	0	35	0	1025	102.5
T. Nichols	11	445	43	0	0	0	488	44.4
D. Poirier	11	410	5	0	13	0	428	38.9
L. Lambert	9	335	0	0	0	0	335	37.2
L. Pons	9	100	67	0	119	0	286	31.8
J. Allen	9	280	2	0	0	0	282	31.3
J. McClure	4	227	0	0	0	0	227	56.8
J. Dufrene	6	0	42	0	33	0	75	12.5
B. Brossette	11	0	0	0	49	0	49	4.5
W. Fox	8	37	0	0	8	0	45	5.6
C. Jones	10	0	0	6	30	0	36	3.6
Ju. Partington	8	0	0	0	0	27	27	3.4
P. Snead	4	0	20	0	0	0	20	5.0
C. Ridenour	6	0	16	0	0	0	16	2.7
I. Ford	11	0	0	0	0	14	14	1.3
J.D. Gallman	5	6	0	0	0	0	6	1.2
TEAM	9	-28	0	0	0	0	-28	-3.1
Total.....	11	3649	269	216	490	41	4665	424.1
Opponents.....	11	1743	1543	18	589	0	3893	353.9



2021 BYRD YELLOW JACKETS DEFENSIVE STATISTICS

DEFENSIVE LEADERS	GP	Tackles				TFL/Yds	-Sacks-	---Pass Def---			-Fumbles-		Blkd	
		Solo	Ast	Total				No-Yds	Int-Yds	BrUp	QBH	Rcv-Yds	FF	Kick
9 B. Brossette	11	84	22	106	10.0-34	.	1-0	5	
39 C. Jones	10	38	12	50	4.0-13	1	.	
21 J. Jordan	11	37	10	47	4.0-14	1.0-8	1-0	.	.	1-0	1	.	.	
6 R. Todd	9	33	13	46	6.0-20	1.0-4	1-0	8	.	1-0	2	.	.	
35 A. Sollazzo	11	28	17	45	3.0-6	1.0-0	.	1	
90 I. Ford	11	36	9	45	7.0-31	2.0-17	1-14	1	
1 Ja. Partington	11	23	14	37	7.0-37	3.0-19	.	1	
15 W. Whitman	8	23	10	33	1.0-3	.	.	2	
8 J. Lacour	10	25	8	33	.	.	.	3	
99 B. Martinson	10	16	10	26	2.0-4	1.0-2	
25 Ju. Partington	8	19	5	24	.	.	1-27	2	
23 W. Watkins	8	15	3	18	4.0-19	.	.	3	
93 B. Belanger	9	13	5	18	5.0-23	2.0-16	
46 A. Fullwood	6	11	6	17	1.0-3	
14 L. Taylor	8	11	3	14	.	.	.	3	.	1-0	.	.	.	
4 T. Poland	8	9	2	11	.	.	.	2	.	.	.	1	.	
58 C. Wibben	6	6	4	10	2.0-11	
95 L. Troclair	6	6	2	8	
24 P. Stephens	7	4	3	7	1.0-3	1-0	.	.	.	
36 J. Davis	3	3	1	4	
44 G. Johnson	3	2	2	4	1.0-18	
2 Sa. Benson	6	2	1	3	.	0.5-0	
19 R. Sepulvado	4	1	1	2	
43 J. Smith	2	.	2	2	
92 J. Myles	1	1	1	2	1.0-2	
20 M. Hamauei	10	2	.	2	
TM TEAM	9	2	.	2	3-0	.	.	2	
18 W. Fox	8	1	.	1	
17 J.D. Gallman	5	1	.	1	
5 J. McClure	4	1	.	1	
40 G. Gullett	1	1	.	1	
45 J. Rushing	1	1	.	1	1.0-3	
7 M. Ramsey	11	1	.	1	
30 D. Poirier	11	1	.	1	
13 J. Dufrene	6	1	.	1	
54 S. Turner	1	1	.	1	
16 B. Daniels	1	1	.	1	
Total.....	11	460	166	626	60-244	10-41	5-41	31	.	7-0	3	2	2	
Opponents.....	11	449	172	621	28-93	4-14	.	3	.	7-0	2	.	1	

2021 BYRD YELLOW JACKETS KICKING STATISTICS

FIELD GOALS	FGM-FGA	Pct	01-19	20-29	30-39	40-49	50-99	Lg	Blk	PUNTING	No.	Yds	Avg	Long	TB	FC	I20	Blkd
M. Hamauei	5-6	83.3	0-0	0-1	3-3	2-2	0-0	42	0	M. Booras	30	1017	33.9	46	1	4	6	0
										Total.....	30	1017	33.9	46	1	4	6	0
FG SEQUENCE	Byrd Yellow Jackets		OPPONENTS							Opponents.....	38	1183	31.1	62	0	4	6	1
Huntington Raiders	-									KICKOFFS	No.	Yds	Avg	TB	OB	Retn	Net	YdLn
Tioga Indians	-				(27)					M. Hamauei	54	2664	49.3	18	1			
Maumelle Hornets	(42)									M. Booras	7	298	42.6	1	0			
Haughton Buccaneers	(37)									Total.....	61	2962	48.6	19	1	589	32.7	27
Natchitoches Chiefs	(41)				31					Opponents.....	40	1597	39.9	3	1	490	26.2	33
Parkway Panthers	-				(24),45													
Benton Tigers	(30)				(31)													
Airline Vikings	(31)																	
Capt. Shreve Gators	24				24,(43)													
Southwood Cowboys	-																	
Bro Martin Crusaders	-				(33)													

Numbers in (parentheses) indicate field goal was made.



2021 BYRD YELLOW JACKETS TEAM SUPERLATIVES

<u>CATEGORY</u>	<u>HIGH</u>	<u>LOW</u>
POINTS SCORED	51 vs. AIRLINE	10 vs. NATCHITOCHEs CENTRAL
FIRST DOWNS	21 vs. THREE TEAMS	8 vs. NATCHITOCHEs CENTRAL
TOTAL YARDS	533 vs. PARKWAY	146 vs. NATCHITOCHEs CENTRAL
TOTAL PLAYS	61 vs. TIOGA	40 vs. BROTHER MARTIN
RUSHING YARDS	512 vs. PARKWAY	97 vs. NATCHITOCHEs CENTRAL
RUSHING ATTEMPTS	57 vs. TIOGA	38 vs. BROTHER MARTIN
RUSHING TDS	7 vs. AIRLINE	1 vs. NATCHITOCHEs CENTRAL
PASSING YARDS	58 vs. HAUGHTON	0 vs. BROTHER MARTIN
PASS ATTEMPTS	8 vs. HAUGHTON	2 vs. THREE TEAMS
PASS COMPLETIONS	5 vs. HAUGHTON	0 vs. BROTHER MARTIN
PASSING TDS	1 vs. BENTON, SHREVE	0 vs. NINE TEAMS
INTERCEPTIONS		0 vs. ELEVEN TEAMS
PUNTS	7 vs. BROTHER MARTIN	1 vs. FIVE TEAMS
PUNTING AVERAGE (2 PUNTS MIN)	40.3 vs. HAUGHTON	24.4 vs. BROTHER MARTIN
FUMBLES	3 vs. BENTON, BROTHER MARTIN	0 vs. FOUR TEAMS
FUMBLES LOST	2 vs. BENTON, SHREVE, SOUTHWOOD	0 vs. SEVEN TEAMS
PENALTIES	13 vs. AIRLINE	3 vs. SHREVE, BROTHER MARTIN
PENALTY YARDS	140 vs. PARKWAY	31 vs. SHREVE

BYRD INDIVIDUAL GAME HIGHS

<u>CATEGORY</u>	<u>PLAYER</u>
RUSH YARDS	206, DEVON STRICKLAND vs. HUNTINGTON
RUSH ATTEMPTS	24, DEVON STRICKLAND vs. HUNTINGTON
RUSH TDS	2, SIX PLAYERS, 11 TIMES vs. NINE TEAMS
LONGEST RUSH	87, MITCHELL RAMSEY vs. PARKWAY
PASS YARDS	58, LOGAN PONS vs. HAUGHTON
PASS ATTEMPTS	8, LOGAN PONS vs. HAUGHTON
PASS COMPLETIONS	5, LOGAN PONS vs. HAUGHTON
PASS TDS	1, LAKE LAMBERT vs. BENTON, SHREVE
LONGEST RECEPTION	26, TYLER NICHOLS vs. HAUGHTON
RECEIVING YARDS	43, TYLER NICHOLS vs. HAUGHTON
RECEPTIONS	2, FOUR PLAYERS vs. THREE TEAMS
RECEIVING TDS	1, TWO PLAYERS vs. TWO TEAMS
FIELD GOALS	1, MICHAEL HAMAUEI vs. FIVE TEAMS
LONGEST FG	42, MICHAEL HAMAUEI vs. MAUMELLE
TACKLES	13, BROOKS BROSSETTE vs. NATCHITOCHEs
TACKLES FOR LOSS	3, TWO PLAYERS vs. TWO TEAMS
SACKS	1, SEVEN PLAYERS, TEN TIMES vs. SEVEN TEAMS
PASS BREAKUPS	3, RYAN TODD vs. TWO TEAMS
INTERCEPTIONS	1, FIVE PLAYERS vs. THREE TEAMS
FUMBLE RECOVERIES	1, SEVEN PLAYERS vs. SEVEN TEAMS

OPPONENT INDIVIDUAL GAME HIGHS

<u>CATEGORY</u>	<u>PLAYER</u>
RUSH YARDS	219, JOSHUA WARE, SOUTHWOOD
RUSH ATTEMPTS	36, JOSHUA WARE, SOUTHWOOD
RUSH TDS	4, TOREY LAMBERT, BROTHER MARTIN
LONGEST RUSH	74, JOSHUA WARE, SOUTHWOOD
PASS YARDS	266, WESTON PIERCE, MAUMELLE
PASS ATTEMPTS	31, WESTON PIERCE, MAUMELLE
PASS COMPLETIONS	21, WESTON PIERCE, MAUMELLE
PASS TDS	2, THREE PLAYERS, THREE TEAMS
LONGEST RECEPTION	57, JOSHUA SEWELL, HAUGHTON
RECEIVING YARDS	155, RODERICK WATTS, MAUMELLE
RECEPTIONS	11, RODERICK WATTS, MAUMELLE
RECEIVING TDS	2, JUSTIN AARON, NATCHITOCHEs CENTRAL
FIELD GOALS	1, FIVE PLAYERS, FIVE TEAMS
LONGEST FG	43, THOMAS MURRAY, SHREVE
TACKLES	15, CAMERON FINK, PARKWAY
TACKLES FOR LOSS	3, JAKE PIERI, HAUGHTON
SACKS	1, FOUR PLAYERS, FOUR TEAMS
PASS BREAKUPS	1, TWO PLAYERS, TWO TEAMS
INTERCEPTIONS	0
FUMBLE RECOVERIES	1, SEVEN PLAYERS, FOUR TEAMS

2021 FRIERSON FAMILY PLAYERS OF THE GAME

HUNTINGTON

O: Devon Strickland
D: Brooks Brossette
S: Michael Hamauei

TIOGA

O: T. Nichols, M. Ramsey
D: Ryan Todd
S: Devon Strickland

MAUMELLE

O: Mitchell Ramsey
D: Ryan Todd
S: Michael Hamauei

HAUGHTON

O: Logan Pons
D: Brooks Brossette
S: Michael Hamauei

NATCHITOCHEs CENTRAL

O: Devon Strickland
D: Brooks Brossette
S: Michael Hamauei

PARKWAY

O: Offensive Line
D: Christian Jones
S: Michael Hamauei

BENTON

O: Josh Allen
D: Isaiah Ford
S: Michael Hamauei

AIRLINE

O: Devon Strickland
D: Brossette, Ja. Partington
S: Michael Hamauei

CAPTAIN SHREVE

O: Lake Lambert
D: Purple Swarm Defense
S: Benson, Gallman, Hamauei

SOUTHWOOD

O: Mitchell Ramsey
D: Brooks Brossette
S: Michael Hamauei

BROTHER MARTIN

O: Devon Strickland
D: Brooks Brossette
S: Matthew Booras



2022 BYRD YELLOW JACKETS SELECT PLAYERS SEASON AND CAREER HIGHS

#12 Lake Lambert, Quarterback

2021 game highs *(career high)*
Attempts: 6 vs. Natchitoches (15 vs. Catholic, 12/27/20)
Completions: 3 vs. Natchitoches (8 vs. Catholic, 12/27/20)
Yards: 34 vs. Airline (115 vs. Catholic, 12/27/90)
Touchdowns: 1 vs. two teams (2 vs. East Ascension, 10/30/20)
Long: 49 vs. Natchitoches (70 vs. East Ascension, 10/30/20)
Rushes: 12 vs. Natchitoches *(same)*
Yards: 76 vs. Huntington (96 vs. Parkway, 10/22/20)
Touchdowns: 2 vs. Shreve (2 vs. two teams)
Long: 49 vs. Huntington *(same)*

#5 J.D. Gallman, Quarterback / Wide Receiver

2021 game highs *(career high)*
Attempts: 0 *(same)*
Completions: 0 *(same)*
Yards: 0 *(same)*
Touchdowns: 0 *(same)*
Long: 0 *(same)*
Rushes: 3 vs. Benton *(same)*
Yards: 6 vs. Benton *(same)*
Touchdowns: 0 *(same)*
Long: 4 vs. Benton *(same)*
Receptions: 0 *(same)*
Yards: 0 *(same)*
Long: 0 *(same)*
Touchdowns: 0 *(same)*

#27 Tyler Nichols, Wingback

2021 game highs *(career high)*
Rushes: 11 vs. Tioga *(same)*
Yards: 101 vs. Tioga *(same)*
Touchdowns: 2 vs. Tioga *(same)*
Long: 53 vs. Benton *(same)*
Receptions: 2 vs. Haughton *(same)*
Yards: 43 vs. Haughton *(same)*
Long: 26 vs. Haughton *(same)*
Touchdowns: 0 *(same)*

#3 Josh Allen, Wingback

2021 game highs *(career high)*
Rushes: 8 vs. Benton *(same)*
Yards: 122 vs. Benton *(same)*
Touchdowns: 2 vs. two teams *(same)*
Long: 40 vs. Benton (57 vs. Southwood, 11/19/20)
Receptions: 1 vs. Benton *(same)*
Yards: 2 vs. Benton *(same)*

#26 Devon Strickland, Fullback

2021 game highs *(career high)*
Rushes: 24 vs. Huntington *(same)*
Yards: 206 vs. Huntington *(same)*
Touchdowns: 2 vs. Huntington *(same)*
Long: 58 vs. Huntington *(same)*
Receptions: 2 vs. Shreve *(same)*
Yards: 36 vs. Shreve *(same)*
Touchdowns: 1 vs. Shreve *(same)*
Long: 23 vs. Shreve *(same)*

#20 Dixon Poirier, Fullback

2021 game highs *(career high)*
Rushes: 15 vs. Parkway *(same)*
Yards: 101 vs. Parkway *(same)*
Long: 54 vs. Airline *(same)*
Touchdowns: 2 vs. Huntington *(same)*
Receptions: 1 vs. Tioga *(same)*
Yards: 5 vs. Tioga *(same)*
Long: 5 vs. Tioga *(same)*
Touchdowns: 0 *(same)*

#4 Malachi Johnson, Wingback

2022 game highs *(career high)*
Rushes: 0 *(same)*
Yards: 0 *(same)*
Touchdowns: 0 *(same)*

Long: 0 *(same)*

Receptions: 0 *(same)*

Yards: 0 *(same)*

#4 Malachi Johnson, Wingback

2022 game highs *(career high)*
Rushes: 0 *(same)*
Yards: 0 *(same)*
Touchdowns: 0 *(same)*
Long: 0 *(same)*
Receptions: 0 *(same)*
Yards: 0 *(same)*

#24 Quinton Hilliard, Wingback

2022 game highs *(career high)*
Rushes: 0 *(same)*
Yards: 0 *(same)*
Touchdowns: 0 *(same)*
Long: 0 *(same)*
Receptions: 0 *(same)*
Yards: 0 *(same)*

#13 Jackson Dufrene, Receiver

2021 game highs *(career high)*
Receptions: 2 vs. Haughton *(same)*
Yards: 25 vs. Benton *(same)*
Long: 25 vs. Benton *(same)*
Touchdowns: 1 vs. Benton *(same)*

#11 Connor Ridenour, Receiver

2021 game highs *(career high)*
Receptions: 1 vs. two teams *(same)*
Yards: 10 vs. Southwood *(same)*
Long: 10 vs. Southwood *(same)*
Touchdowns: 0 *(same)*

#1 Abram Murray, Kicker / Punter

2022 game highs *(career high)*
FGA: 0 *(same)*
FGM: 0 *(same)*
Long: 0 *(same)*
Punts: 0 *(same)*
Long: 0 *(same)*
Average: 0 *(same)*

#32 Matthew Booras, Punter

2021 game highs *(career high)*
Punts: 7 vs. Brother Martin *(same)*
Long: 46 vs. Haughton *(same)*
Average: 40.3 vs. Haughton *(same)*

#90 Isaiah Ford, Defensive Lineman

2021 game highs *(career high)*
Solo: 5 vs. four teams *(same)*
Assisted: 2 vs Parkway *(same)*
Total Tackles: 7 vs. Parkway *(same)*
Tackles for Loss: 2 vs. Parkway *(same)*
Sacks: 1 vs. two teams *(same)*
Pass Breakups: 1 vs. Huntington *(same)*
Interceptions: 1 vs. Airline *(same)*

#23 Wyatt Watkins, Defensive End

2021 game highs *(career high)*
Solo: 4 vs. Southwood *(same)*
Assisted: 2 vs. Benton *(same)*
Total Tackles: 5 vs. Southwood *(same)*
Tackles for Loss: 2 vs. Southwood *(same)*
Pass Breakups: 1 vs. Benton *(same)*

#99 Ben Martinson, Defensive Lineman

2021 game highs *(career high)*
Solo: 3 vs. Haughton *(same)*
Assisted: 3 vs. Natchitoches *(same)*
Total Tackles: 4 vs. two teams *(same)*
Tackles for Loss: 1 vs. two teams *(same)*
Sacks: 1 vs. Southwood *(same)*

Fumble Recoveries: 0 *(same)*

#93 Brennan Belanger, Defensive End

2021 game highs *(career high)*
Solo: 4 vs. Parkway *(same)*
Assisted: 1 vs. five teams *(same)*
Total Tackles: 5 vs. Parkway *(same)*
Tackles for Loss: 3 vs. Parkway *(same)*
Sacks: 1 vs. two teams *(same)*

#9 Brooks Brossette, Linebacker

2021 game highs *(career high)*
Solo: 11 vs. Benton *(same)*
Assisted: 4 vs. Natchitoches *(same)*
Total Tackles: 13 vs. Natchitoches *(same)*
Tackles for Loss: 3 vs. Shreve *(same)*
Sacks: 0 (0.5 vs. Haughton, 10/8/20)
Pass Breakups: 2 vs. two teams *(same)*
Interceptions: 1 vs. Shreve *(same)*

#10 Christian Jones, Defensive Back

2021 game highs *(career high)*
Solo: 7 vs. Benton *(same)*
Assisted: 4 vs. Parkway *(same)*
Total Tackles: 10 vs. Parkway *(same)*
Interceptions: 0 *(same)*
Blocks: 1 vs. Huntington *(same)*
Tackles for Loss: 1 vs. four teams *(same)*

#15 William Whitman, Linebacker

2021 game highs *(career high)*
Solo: 7 vs. Tioga *(same)*
Assisted: 3 vs. two teams *(same)*
Total Tackles: 7 vs. two teams *(same)*
Pass Breakups: 1 vs. two teams *(same)*

#6 Ashton Fullwood, Linebacker

2021 game highs *(career high)*
Solo: 4 vs. Parkway *(same)*
Assisted: 3 vs. Parkway *(same)*
Total Tackles: 7 vs. Parkway *(same)*
Tackles for Loss: 1 vs. Parkway *(same)*

#25 Jude Partington, Defensive Back

2021 game highs *(career high)*
Solo: 5 vs. Benton *(same)*
Assisted: 2 vs. Benton *(same)*
Total Tackles: 7 vs. Benton *(same)*
Interceptions: 1 vs. Airline *(same)*

#14 LaMichael Taylor, Defensive Back

2021 game highs *(career high)*
Solo: 3 vs. Parkway *(same)*
Assisted: 2 vs. Parkway *(same)*
Total Tackles: 5 vs. Parkway *(same)*
Pass Breakups: 1 vs. three teams *(same)*