



2020 C.E. BYRD YELLOW JACKETS FOOTBALL GAME NOTES

STATE CHAMPIONS

1926, 1930, 1931, 1934, 1935, 1937, 1949

STATE RUNNERS-UP

1933, 1943, 1953, 1956, 1962, 2013, 2020

DISTRICT CHAMPIONS

1926, 1930, 1931, 1933, 1934, 1935, 1937, 1942, 1949, 1953, 1956, 1960, 1962, 1964, 1993, 1996, 1997, 2002, 2011, 2012, 2014, 2015, 2020

BYRD YELLOW JACKETS



FINAL

2020 SEASON WRAP-UP

C.E. Byrd High School Facts

Located: Shreveport, Louisiana
Renamed: 1925
Enrollment: 1,840
Nickname: Yellow Jackets
Colors: Purple and Gold
District: 1-5A
Stadium: Lee Hedges Stadium
Principal: Gerald "Jerry" Badgley

Coaching Staff

Head Coach/OC: Mike Suggs
Wide Receivers: Dayton Corbett
Tight Ends: Clint Oliver
Offensive Line: Lindsey Bruno
Defensive Coordinator/LB: Stacy Ballew
Defensive Line: James Bradford
Cornerbacks: Jason Pope
Safeties: Wade Leone
Freshmen: Josh Cason, Landon Robinson, Stirling Brooks, Cody Callicoatte

Yellow Jackets Team Facts

2020 Record 10-1, 6-0
Offensive Starters Returning..... 2
Defensive Starters Returning 3
Offensive Multiple Option
Defensive 4-2-5

2020 Schedule and Results

10/1 vs. Calvary W, 35-27
10/8 vs. *Haughton W, 28-10
10/16 at *Natchitoches Central W, 20-0
10/22 vs. *Parkway (HC) W, 42-7
10/30 vs. East Ascension..... W, 27-20
11/6 vs. *Airline..... W, 49-28
11/12 at *Captain Shreve..... W, 28-7
11/19 at *Southwood..... W, 51-0
12/4 vs. **St. Augustine..... W, 31-14
12/11 vs. **John Curtis W, 14-13
12/27 vs. **Catholic L, 35-12

*District 1-5A (HC) Homecoming
**Division I Playoffs

DIVISION I STATE RUNNERS-UP

On Sunday, Dec. 27, 2020, the incredible high school football season came to a bittersweet end for the Byrd Yellow Jackets as they were defeated 35-12 by the Catholic High Bears in the Division I State Championship at Northwestern State's Turpin Stadium. For the seventh time in school history, Byrd finishes as the runners-up.

A LITTLE BIT ABOUT THE TEAM

The Byrd Yellow Jackets finished the 2020 season with a 10-1 overall record after falling 35-12 to Catholic in the Division I finals. Byrd captured the District 1-5A title with a 6-0 record and were the No. 3 seed in the Div. I Playoffs. It was the first district championship for the Jackets since 2015, and the sixth for head coach Mike Suggs. The Yellow Jackets lose nine starters on offense and eight starters on defense as well as its place kicker and punter.

LAST TIME OUT

The No 3-seed Byrd Yellow Jackets lost 35-12 to the No. 4-seed Catholic High of Baton Rouge Bears in the Division I State Championship. Byrd trailed Catholic 14-6 at halftime, but the Bears outscored the Jackets 21-6 in the second half to capture its third state title in the last five years. Despite throwing two early interceptions, Catholic freshman quarterback Daniel Beale bounced back in a big way by completing 12-of-18 passes for 223 yards and two touchdowns. Catholic wide receiver Tre' Benson was named the Most Outstanding Offensive Player for the Bears as he had four recpetions for 140 yards and a touchdown, which was a 78-yarder in the second quarter. William Berry was voted Byrd's Most Outstanding Player as he rushed for 66 yards on eight carries and a touchdown.

THE SEASON

The Byrd Yellow Jackets finished the 2020 season with a 10-1 record. Byrd was the District 1-5A Champions and the Division I Runners-up. The 10 wins were the most for a Byrd team since 2015. It was also the sixth double-digit win season and the sixth district title for head coach Mike Suggs in his 23 years as the Jackets' head coach. Byrd made its 14th appearance in a state championship game and were the runners-up for the seventh time in program history. The 2020 Byrd Yellow Jackets had 12 First-Team All-District selections, eight First-Team All-City choices and they were selected as "The Team of the Year" by the *Shreveport Times*.

THE COACHES

Mike Suggs just completed his 23rd season as the head coach at C.E. Byrd. Suggs, who is the school's all-time winningest coach, owns a 167-89 (.652) record as the top Jacket. Suggs has guided Byrd to the Division I title games in 2013 and 2020. He has won six District 1-5A titles, the most by any coach in school history, and was named the District 1-5A Coach-of-the-Year in 2020. An All-State end for the Southwood Cowboys in 1980, he went on to play receiver at Northeast Louisiana University, now ULM. After two years as an assistant at Southwood, he came to Byrd in 1990 as an assistant. In 1998, Suggs replaced Alan Carter to become the 20th head coach in school history. The rest of the coaching staff includes: Lindsey Bruno - offensive line, Clint Oliver - tight ends, Dayton Corbett - wide receivers, Stacy Ballew - defensive coordinator / linebackers, James Bradford - defensive line, Jason Pope - cornerbacks, Wade Leone - safeties. The Freshmen were coached by Josh Cason, Landon Robinson, Stirling Brooks, Cody Callicoatte.

For more information on all sports at
C.E. Byrd High school visit
www.cebyrd.com/athletics





The Suggs Profile

Education

High School: Southwood, 1981
 College: Northeast Louisiana University (now UL Monroe), B.S. 1985

Player

All-State end for the Southwood Cowboys
 Wide receiver for the NLU Indians (now ULM Warhawks)

Coach

1986-87 - Graduate assistant at NLU; 1987 NCAA Division I-AA National Champions
 1988-89 -Assistant coach at Southwood High School
 1990-97 - Assistant coach at Byrd High School
 1998-2020 - Head coach at Byrd High School

Family

Wife - Sandy
 Children - Daughter - Cali; Son - Andrew (both Byrd alums)

Suggs yearly record at Byrd

| | |
|----------------------|---------------|
| 1998..... | 7-4 |
| 1999..... | 6-5 |
| 2000..... | 8-3 |
| 2001..... | 3-6 |
| 2002..... | 9-4 |
| 2003..... | 4-5 |
| 2004..... | 4-5 |
| 2005..... | 7-5 |
| 2006..... | 8-4 |
| 2007..... | 10-2 |
| 2008..... | 8-3 |
| 2009..... | 4-6 |
| 2010..... | 6-5 |
| 2011..... | 12-1 |
| 2012..... | 8-3 |
| 2013..... | 11-2 |
| 2014..... | 12-1 |
| 2015..... | 10-2 |
| 2016..... | 4-7 |
| 2017..... | 5-5 |
| 2018..... | 7-3 |
| 2019..... | 4-7 |
| 2020..... | 10-1 |
| 23 Years..... | 167-89 |

THE SUGGS STORY

For over two decades Mike Suggs has been the head coach of the C.E. Byrd Yellow Jackets. By far the longest tenured coach in the 116-year history of Shreveport-Byrd Yellow Jackets football, Suggs is also the winningest in program history with a record of 167-89 (.652).

The Shreveport native was an All-State end at Southwood High School during some of the greatest years in Cowboys football history. His gridiron talents carried him on to Northeast Louisiana University, now the University of Louisiana Monroe, where he played wide receiver playing for ULM Hall-of-Fame coach Pat Collins. After his playing days, Suggs became a graduate assistant on Collins' staff. In 1987, ULM won the NCAA Division I-AA National Championship with a national-best 13-2 record.

In 1988, he returned to Shreveport and his high school alma mater as an assistant coach. After two seasons with the Cowboys, he was lured to Byrd by new Jackets head coach Alan Carter. It was a bold move by Suggs considering that the Byrd football program had just two winning seasons in the previous 15 years, and was coming off the worst decade in program history, which included a 30-game losing streak from 1983-86. Just how bad were things when Suggs arrived at Byrd, "We didn't have any usable equipment," he said. "When we got there all of our helmets were expired. Luckily, we had a generous booster who donated enough money for us to purchase new helmets and equipment." As the offensive coordinator, Suggs helped Byrd to two undefeated 10-0 regular seasons and two district titles in 1993 and '96. After finishing the 1997 season with a 9-2 record and a third district title, Carter resigned and moved into an administrative role at Byrd. In 1998, Suggs became the 20th head coach in program history.

The dean of area head coaches, Suggs, who just completed his 31st year at the Line Avenue school, has built Byrd into one of the preeminent football programs in the area. His teams have become a reflection of their head coach carrying a reputation for being tough, physical and smart.

Byrd has won six district titles under Suggs, the most for one coach in program history. The Jackets have made the playoffs 15 of the last 16 years, the longest run in school history. In 2013, Suggs



guided the Yellow Jackets to the Division I State Championship game, losing a heartbreaker 23-22 to Archbishop Rummel. Suggs was named the 2013 Class 5A Coach of Year by the Louisiana Football Coaches Association. It was the second time he received the honor. For three consecutive seasons from 2013-15 Suggs' teams posted double-digit wins, which was a first in school history. When the Byrd defeated Parkway 31-13 in 2018, the victory gave Suggs 152 wins in his coaching career. That win moved him past Fair Park coaching legend F.H. Prendergrast for third place on the all-time

Caddo-Bossier wins list.

The 57-year-old Suggs and his wife Sandy, a native of Arnaudville, La., have two children, Cali, and Andrew, both of whom are Byrd alums. Cali is a teacher at South Highlands Elementary School in Shreveport, and Andrew works in the private sector.



Shreveport-Byrd Coaching Records

| Coach | Years | W | L | T | Pct |
|-------------------|---------------------------|------------|------------|-----------|-------------|
| Mike Suggs | 1998-2020 | 167 | 89 | 0 | .652 |
| H.M. Knilans | 1926-34 | 74 | 10 | 5 | .860 |
| Lee Dobson | 1935-45 | 72 | 31 | 7 | .686 |
| Jack Rowan | 1946-55 | 68 | 40 | 4 | .625 |
| J.D. Cox | 1960-67 | 59 | 31 | 2 | .655 |
| Alan Carter | 1990-97 | 51 | 33 | 0 | .607 |
| Jimmy Harrison | 1968-76 | 42 | 48 | 2 | .467 |
| George Hoy | 1923-25 | 23 | 4 | 2 | .827 |
| Lee Hedges | 1956-59 | 23 | 19 | 3 | .544 |
| Jerry Burton | 1977-82 | 23 | 37 | 0 | .439 |
| E.L. Albersson | 1920-22 | 19 | 4 | 5 | .768 |
| Unknown | 1905-06, '09-11, '13, '18 | 17 | 5 | 3 | .740 |
| Boyd Cole | 1985-89 | 11 | 39 | 0 | .275 |
| S.E. Davies | 1914-15 | 6 | 5 | 1 | .542 |
| Frank Bridges | 1916 | 4 | 3 | 0 | .571 |
| Evans | 1907 | 3 | 2 | 0 | .600 |
| Scovell | 1919 | 2 | 3 | 0 | .400 |
| Douglas Sentell | 1912 | 1 | 0 | 0 | 1.000 |
| A. Bogard | 1917 | 0 | 3 | 1 | .125 |
| Tom Cathey | 1983-84 | 0 | 18 | 0 | .000 |
| Totals | 116 Years | 665 | 424 | 35 | .607 |



2020 District 1-5A Records and Standings

| | |
|-----------------------------------|-----------|
| Byrd Yellow Jackets | 10-1, 6-0 |
| Haughton Buccaneers..... | 7-2, 4-1 |
| Captain Shreve Gators..... | 5-4, 5-2 |
| Airline Vikings | 3-4, 3-2 |
| Benton Tigers | 2-4, 2-3 |
| Parkway Panthers | 3-5, 2-4 |
| Southwood Cowboys | 0-6, 0-4 |
| Natchitoches Central Chiefs | 0-7, 0-5 |

Recent Results

Catholic 35, Byrd 12

2020 Byrd vs. Catholic

| | | | | | |
|-----------------|----------|----------|----------|-----------|-------------|
| Catholic | 7 | 7 | 7 | 14 | - 35 |
| Byrd | 0 | 6 | 6 | 0 | - 12 |

- CHS - Landon O'Connor 1 run (Landon Carter kick)
- CHS - Tre' Benson 78 pass from Daniel Beale (Carter kick)
- BHS - William Berry 4 run (kick blocked)
- CHS - Jackson Walker 20 fumble return (Carter kick)
- BHS - Lake Lambert 6 run (run failed)
- CHS - Shelton Sampson 12 pass from Beale (Carter kick)
- CHS - O'Connor 18 run (Carter kick)

| | CHS | BHS |
|-----------------|------------|------------|
| First Downs | 18 | 18 |
| Rushing Yards | 33-139 | 41-178 |
| Passing Yards | 223 | 115 |
| Passes (C-A-I) | 12-18-2 | 8-18-1 |
| Punts-Avg. | 1-27.0 | 2-34.5 |
| Fumbles-Lost | 0-0 | 3-2 |
| Penalties-Yards | 7-40 | 3-41 |

Individual Leaders

Rushing - CHS: George Hart 13-65, O'Connor 9-46, Tae Nicholas 3-20, Jackson Guest 4-12, Matthew Reinholtz 1-2, Benson 3-(-6); BHS: Berry 8-66, Venzell Thompson 10-35, Mitchell Ramsey 6-35, Lambert 10-34, Little 6-9, Jacob McClure 1-(-1).
Passing - CHS: Beale 12-18-2 223; BHS: Lambert 8-15-1 115.
Receiving - CHS: Benson 4-140, Sampson 3-45, Daniel Harden 2-19, Reinholtz 2-11, Guest 1-8; BHS: Kellum Humphrey 6-83, Ramsey 1-18, Elijah Boer 1-14.

YELLOW JACKET STINGERS

This was the 116th season of Yellow Jackets football, 95th as C.E. Byrd... Yellow Jackets football began in 1905 and competed as Shreveport High School through the 1925 season prior to the school's name change in late September of that year... In those 21 seasons of Shreveport High football, the Yellow Jackets compiled an impressive 75-29-12 record... In the 116-year combined history of Shreveport-Byrd football, the Yellow Jackets have won seven state championships and have been the state runners-up seven times... Shreveport-Byrd owns a 665-424-35 (.607) overall won-loss record... Mike Suggs is the school's all-time winningest coach with a 167-89 (.652) record... With its 51-0 win over Southwood, Byrd captured the 2020 District 1-5A crown, and has now won 23 district titles in the school's history... Byrd has won six district titles under Suggs, the most for one coach in school history... Suggs' charges hold a 149-6 record when leading after three quarters... Byrd has made the playoffs 15 of the last 16 years, the longest run in school history... Byrd has participated in the playoffs in 31 different seasons and holds a 33-30-2 record... In 2020, the Jackets reached the state finals for the 14th time in school history and the first time since 2013... For three consecutive seasons from 2013-15 Byrd posted double-digit wins, a first in school history... Suggs holds a 97-44 record in district games in his 23 years... Mitchell Ramsey's 94-yard kickoff return for a touchdown against Calvary was the fourth longest in school history... Jalin Thomas holds the record, which will never be broken, with a 99-yard kickoff return for a touchdown against Haughton in 2017... Ramsey opened the East Ascension game with an 83-yard kickoff return for a touchdown and he returned an onside kick 50 yards for a score against Airline... Ramsey is the first Yellow Jacket to have three kickoff returns for touchdowns in the same season in the Mike Suggs era... Ramsey's three kickoff return touchdowns marks the first time since 2004 that Byrd has had two in a season... Those came in the 2004 season finale when Byrd beat Ouachita 52-42 and had two kickoff returns for touchdowns by two different players to open and close the scoring in that game... The last documented player to have two kickoff returns for touchdowns in a season was Frank Pernici in 1955... Pernici had two 92-yard kickoff returns for touchdowns against Bossier and Bolton in '55... Ramsey's 50-yard return of a Vikings' onside kick for a touchdown marked the third time a Byrd player has returned an onside kick for a touchdown at Independence Stadium - Jaylen McClinton 55 yards vs. Marshall, Texas in 2011 and Ryan Downey 50 yards vs. Bastrop in 2013... Ramsey rushed for 138 yards against East Ascension which is a season high... Chris Grieder's three interceptions against Haughton tied the school record for picks in a game... Grieder tied Nicholas Peoples, who had three interceptions against Parkway in 2011... William Berry's 67-yard run against Airline was the longest of his career... Berry had career-highs in rushing yards with 135 and in touchdowns with four against Airline... Berry's four rushing touchdowns were the most since Charlie Barham had four against Calvary in 2018... Byrd had six rushing touchdowns in its 42-7 win over Parkway which is the most rushing touchdowns since scoring seven against Parkway in 2017... Lake Lambert became the first Jacket quarterback to throw two touchdown passes in a game since Cameron Felt tossed two against Benton in 2019... Byrd had more passing yards (112) than East Ascension (85), which marked the first time this season the Jackets have done that... Byrd had more passing yards in back-to-back games against Natchitoches Central and Parkway in 2019... Campbell Brown's five sacks against Airline broke the modern-day record of 3.5 sacks set by Ryan Anthony in Byrd's 2011 playoff victory over West Jefferson... Brown's five tackles-for-loss against Airline was the most by a Jacket this season... Brown's 15-yard scoop and score against the Vikings marked the first fumble returned for a touchdown by a Jacket since Chris Singleton recovered a fumble in the end zone against Southwood in 2016... Andrew Burak's fumble recovery in the end zone against Southwood was the second of the season... The Purple Swarm Defense held Southwood to -67 yards of total offense which was the fewest yardage allowed in the Mike Suggs era... Byrd's 51-0 blanking of Southwood was the second shutout of the season for the Jackets, which is the most since 2008 when they registered four shutouts... The 51 points scored by the Jackets against the Cowboys was the most points scored by Byrd since beating Barbe 53-14 in the 2015 season opener... Byrd's 8-0 regular season record marks the 11th time since 1926 that the Jackets have finished a regular season without a loss (two seasons had ties - 1937 & '53)... In three of those seasons - 1926, '31 and '37, the Jackets would go on to win a state championship... The undefeated regular season was the third for Byrd under Mike Suggs and the Jackets' first since 2014... Byrd's 1-point win over John Curtis was the smallest margin of victory since 1964 when the Jackets advanced on first downs (13-9) after a scoreless tie with Glen Oaks... Suggs owns a 17-17 record in the playoffs.

Byrd Yellow Jackets Football on Social Media



Join the Byrd Yellow Jackets Football - Family, Friends & Fans Group on **Facebook**

Twitter

Byrd Football @cebyrd_football
 C.E. Byrd High School @CEByrdHigh
 Byrd Athletics @cebyrdathletics
 Charlie Cavell @VoiceofByrd



Instagram
 C.E. Byrd Football - c.e.byrdfootball
 C.E. Byrd High School - cebyrdhighschool
 Byrd Athletics - cebyrdathletics
 Charlie Cavell - VoiceofByrd



Byrd's Record Under Mike Suggs

| Points Scored | Won | Loss |
|----------------------|------------|-------------|
| 60+ | 3 | 0 |
| 50+ | 18 | 0 |
| 40+ | 42 | 3 |
| 30+ | 40 | 3 |
| 21+ | 47 | 16 |
| -20 | 17 | 67 |
| | 167 | 89 |

Yellow Jackets Record by Uniform

| Uniform Combo | Won | Loss |
|-----------------------------|------------|-------------|
| Purple pants/Purple jerseys | 0 | 0 |
| Purple pants/White jerseys | 0 | 0 |
| White pants/White jerseys | 3 | 0 |
| White pants/Purple jerseys | 7 | 1 |
| Gold pants/Purple Jerseys | 0 | 0 |
| Gold pants/White jerseys | 0 | 0 |
| | 10 | 1 |

Yellow Jackets Record by the Toss

| Decision | Won | Loss |
|-----------------|------------|-------------|
| Win the toss | 6 | 1 |
| Lose the toss | 4 | 0 |
| | 10 | 1 |

2013 Byrd vs. Rummel - Div. I Finals

| | | | | | |
|---------------|----------|-----------|----------|----------|------------|
| Rummel | 7 | 3 | 6 | 7 | -23 |
| Byrd | 6 | 13 | 3 | 0 | -22 |

- B - Dominic Haggerty 73 (kick failed)
- R - Keith Fulton 2 run (Justin Morain kick)
- B - Kirkland McCulloch 35 interception return (kick failed)
- R - Mourain 27 field goal
- B - Tyler Howard 1 (Jake Wyss kick)
- R - Steven Dunbar 86 pass from Chase Fourcade (kick failed)
- B - Wyss 41-yard field goal
- R - Ivan Phipps 22 run (Mourain kick)

| | RHS | BHS |
|-----------------|------------|------------|
| First Downs | 15 | 9 |
| Rushing Yards | 41-189 | 39-179 |
| Passing Yards | 219 | 154 |
| Passes (A-C-I) | 16-11-1 | 8-4-0 |
| Punts-Avg. | 2-28.5 | 4-30.5 |
| Fumbles-Lost | 1-0 | 2-2 |
| Penalties-Yards | 5-35 | 4-21 |

Individual Leaders

Rushing - RHS - Phipps 14-98, Fulton 19-64, Fourcade 6-14, Israel Tucker 2-13; BHS - Haggerty 7-96, Louis Mills 18-63, Tysen Hardman 5-25, Howard 9(-5).

Passing - RHS: Fourcade 16-11-1 219; BHS: Howard 7-3-0 20, Andrew Suggs 1-1-0 39.

Receiving - RHS: Dunbar 6-144, Keron Castillo 4-59, Phipps 1-16; BHS: Jordan Powell 2-13, McCulloch 1-39, Hardman 1-7.

SHREVEPORT'S GREAT LAKE

Most have heard of the Great Lakes of North America - Superior, Michigan, Huron, Erie, and Ontario. Shreveport had its own Great Lake in 2020, but it wasn't a waterway, it was sophomore quarterback Lake Lambert. Lambert, who's 6'2", 183 lbs., was great in leading the Jackets to their first undefeated regular season since 2014. Against Calvary, Lambert had eight carries for 45 yards and touchdown and was 4-for-7 passing for 63 yards. His biggest moment came in the fourth quarter after Calvary had cut the Jackets lead to 28-27. The sophomore signal caller orchestrated a 13-play, 66-yard drive that consumed nearly six and a half minutes of the final frame. An eight-yard Mitchell Ramsey touchdown run capped the drive to give Byrd a 35-27 lead, one that it would not relinquish. He led Byrd to its 28-10 win over Houghton, which snapped the Bucs three-game winning streak. Against Natchitoches Central, Lambert had six carries for 94 yards and scored two touchdowns. His first touchdown was a beautiful 33-yard scamper on an option keeper around the right side where he outran the Chiefs defense. On Byrd's next possession, Lambert had a 38-yard run to the Natchitoches six, setting up his one-yard TD run two plays later. Against East Ascension, Lambert threw for 112 yards and two touchdowns to lead the Jackets to a 27-20 victory over the Spartans. He was the first sophomore quarterback at Byrd to start every game since the great Arnaz Battle in 1995.

THIS BERRY WAS SO SWEET

No berry was sweeter for coach Mike Suggs and the Byrd Yellow Jackets than senior wingback William Berry. Berry had a career rushing night in helping lead Byrd to its 49-28 district win over Airline. He had nine carries for 135 yards and four touchdowns, all career highs. His four touchdown output against Airline was the most rushing TDs by a Byrd back since Charlie Barham had four against Calvary in 2018. Against East Ascension, Berry showed his versatility and speed as he gathered in a Lake Lambert pass and outran the Spartans' defense for a 70-yard touchdown, which proved to be the difference in the game. Berry has rushed for 514 yards and scored 11 touchdowns this season. He averaged 7.9 yards per carry. Berry racked up numerous accolades this season: First-Team All-District, Offensive MVP, First-Team All-City, All-State Honorable Mention, Most Outstanding Player in the State Championship, Player-of-the-Week by the *Shreveport Times* and he was named to the LHSAA's Composite All-Academic Team, which covers all football playing classifications.

MITCHELL THE MAGNIFICENT

Junior wingback Mitchell Ramsey was magnificent for the Byrd Yellow Jackets this season. In the season opener against Calvary, Ramsey had a 94-yard kickoff return for a touchdown. The 94-yard return was the fourth longest kickoff return for a touchdown in school history. Against East Ascension, "Mitchell the Magnificent" returned the opening kickoff 83 yards for a touchdown. He added a 50-yard return for a score against Airline. The last documented Byrd player to have two kick returns for touchdowns in a season was Frank Pernici in 1955. Ramsey rushed for a season-high 138 yards against the Spartans. He also had a 58-yard touchdown run and a 59-yard scamper in that game. In Byrd's two playoff wins, Ramsey had a combined nine carries for 81 yards, which is a 9.0 yards per carry average. He finished the season with 529 rushing yards and led the team with 949 all-purpose yards, which is an 86.3 per game average. Ramsey was a First-Team All-District and All-City selection as a kick returner. He will be one of only two returning offensive starters on the 2021 team.

Byrd Career Rushing Leaders

| Rk. | Player (Years) | Car. | Yds. | TDs |
|------------|-------------------------------|-------------|-------------|------------|
| 1. | Justan Gibson (2004-06) | 497 | 3747 | 47 |
| 2. | Arlenzia Jackson (1987-89) | 791 | 3085 | 31 |
| 3. | Brandon Nightingale (1998-00) | 477 | 3044 | 42 |
| 4. | Arnaz Battle (1995-98) | 277 | 2614 | 49 |
| 5. | Charlie Barham (2016-18) | 446 | 2361 | 28 |
| 6. | John Martin Anthony (2006-08) | 355 | 2331 | 19 |
| 7. | Duan Maiden (1990-92) | 424 | 2261 | 24 |
| 8. | Richard Carthon (2008-11) | 301 | 2152 | 44 |
| 9. | Marques Ashley (1994-96) | 324 | 1944 | 20 |
| 10. | Xavier Long (2010-12) | 356 | 1897 | 27 |

Get the latest Byrd football buzz by downloading the Byrd football app





Yellow Jackets Trends

Byrd's Record In the Months of...

| | 2020 | Suggs |
|-----------|------|--------|
| August | 0-0 | 4-1 |
| September | 0-0 | 55-36 |
| October | 5-0 | 72-29 |
| November | 3-0 | 34-20 |
| December | 2-1 | 2-3 |
| | 10-1 | 167-89 |

Byrd's Non-District Record...

| | 2020 | Suggs |
|-------------|------|-------|
| at home | 2-0 | 30-11 |
| on the road | 0-0 | 14-14 |
| neutral | 0-0 | 9-2 |

Byrd's District Record...

| | 2020 | Suggs |
|-------------|------|-------|
| at home | 3-0 | 51-19 |
| on the road | 3-0 | 43-25 |
| neutral | 0-0 | 3-0 |

Byrd's Playoff Record...

| | 2020 | Suggs |
|-------------|------|-------|
| at home | 2-0 | 13-6 |
| on the road | 0-0 | 4-9 |
| neutral | 0-1 | 0-3 |

Byrd's Record in Games...

| | 2020 | Suggs |
|--------------------------|------|--------|
| Decided by 7 pts or less | 1-0 | 18-5 |
| Decided by 3 pts or less | 1-0 | 18-14 |
| Homecomings | 1-0 | 17-6 |
| Away at night | 3-0 | 62-45 |
| Away during the day | 0-0 | 1-2 |
| Home at night | 7-0 | 94-36 |
| Home during the day | 0-0 | 1-0 |
| Neutral at night | 0-1 | 5-4 |
| Neutral during the day | 0-0 | 2-0 |
| Thursdays | 5-0 | 58-21 |
| Fridays | 5-0 | 101-67 |
| Saturdays | 0-0 | 8-1 |
| Sundays | 0-1 | 0-1 |

Byrd's Record When...

| | 2020 | Suggs |
|--------------------------------|------|--------|
| Leading after the 1st quarter | 6-0 | 105-16 |
| Tied after the 1st quarter | 4-0 | 40-18 |
| Leading after the 2nd quarter | 6-0 | 129-11 |
| Tied after the 2nd quarter | 4-0 | 18-5 |
| Leading after the 3rd quarter | 9-0 | 149-6 |
| Tied after the 3rd quarter | 1-0 | 5-3 |
| Trailing after the 1st quarter | 0-1 | 21-54 |
| Trailing after the 2nd quarter | 0-1 | 18-75 |
| Trailing after the 3rd quarter | 0-1 | 11-77 |
| In Overtime games | 0-0 | 3-2 |

Byrd's Record When Allowing...

| | 2020 | Suggs |
|---------------------------|------|-------|
| 14 or fewer points | 7-0 | 101-5 |
| 24 or fewer points | 1-0 | 45-19 |
| 25+ points | 2-1 | 23-65 |
| Less than 200 total yards | 4-0 | 65-3 |
| Less than 300 total yards | 4-0 | 74-23 |
| Less than 400 total yards | 2-1 | 19-34 |
| 400+ total yards | 0-0 | 7-28 |
| 100+ yards rushing | 4-1 | 74-79 |
| 100+ yards passing | 4-1 | 92-63 |

THOMPSON THE TERRIFIC

Senior fullback back Venzell Thompson was terrific for Yellow Jackets this season despite his playing time being limited due to nagging injuries. Against Captain Shreve, he rushed for a game-high 80 rushing yards on 17 carries. Against Natchitoches Central he rushed for 105 yards on 24 carries and he scored Byrd's first touchdown on a 7-yard run. It was the first time since last year's upset of then No. 7 Airline that Thompson had rushed for over 100 yards. Thompson had 21 carries for 112 yards and a touchdown in Byrd's 31-14 win over St. Augustine. He tied a career high with 24 carries against John Curtis. He was a First-Team All-District and All-City selection and was Honorable Mention All-State. On Dec. 16, 2020, Thompson signed a National Letter of Intent with the U.S. Air Force Academy Falcons.

LITTLE IN NAME ONLY

The only thing that's been little about the role senior fullback Jason Little has played for the Byrd football team in 2020 was his surname. He was quite a compliment to Venzell Thompson at fullback both as a backup and as a starter. And, when quarterback Logan Pons was lost for the season, Little has stepped into the role as the backup to Lake Lambert. Little had his best rushing output against Haughton with 108 yards on 12 carries. The exclamation point of Little's big night against the Bucs came on a 48-yard touchdown scamper, which put the game out of reach. Against Parkway, Little had a career-high three rushing touchdowns in the Jackets' 42-7 rout of the Panthers. In Byrd's 31-14 win over St. Augustine, Little rushed for 85 yards and two touchdowns. Against John Curtis, Little provided a big spark to the Jackets when he came in for Thompson. He scored the game-tying touchdown which capped off a 9-play, 69-yard drive. Little rushed for 490 yards on the season, which ranks fourth on the team. His nine touchdowns was second only to William Berry's 11.

HERMES HAS SENSATIONAL SENIOR SEASON

Senior safety Brayden Hermes had a sensational senior season. A starter since his sophomore season, Hermes was the leader of Byrd's Purple Swarm Defense. He finished the season as the team's leading tackler with 63 total tackles - 49 solo, 14 assists. It's the second time in his three-year varsity career he's led the team in tackles. Hermes finishes his incredible career with 168 career tackles which ranks seventh on the career tackles list. He had two interceptions in the Division I State Championship game against Catholic, which upped his career total to seven. Those seven interceptions puts him second behind Nicholas Peoples on the career interception list.

BRUNO ENROLLS EARLY AT TECH

On Dec. 16, 2020, senior defensive lineman Carson Bruno signed a National Letter of Intent with the Louisiana Tech Bulldogs. The son of coach Lindsey Bruno, who was an offensive lineman at Nicholls State, and former Byrd standout basketball player Amy Restovich Dunman, Carson is the first Yellow Jacket to sign with a Football Bowl Subdivision school since Zack Ward signed with Army in 2017. Bruno and teammate Bobby Simpson were First-Team All-State selections as chosen by the Louisiana Sports Writer's Association. They were the first Byrd duo chosen since Krishun Cash and Juwan Jiles were selected in 2014. Bruno and Junior Brown were chosen as Co-Defensive MVP's by 318Sports.com. He was also a First-Team All-District and All-City selection this season. Earlier this month, Bruno decided to leave Byrd and enrolled early at Louisiana Tech.

Byrd Career Passing Leaders

| Rk | Player (Years) | A | C | Int | Yds | TDs |
|-----|----------------------------|-----|-----|-----|------|-----|
| 1. | Leon Murray (1992-94) | 502 | 242 | 27 | 3493 | 25 |
| 2. | James Johnson (1971) | 458 | 206 | 25 | 3442 | 25 |
| 3. | Mark Leonard (1978) | 540 | 236 | 40 | 2969 | 20 |
| 4. | Arnaz Battle (1995-97) | 227 | 112 | 9 | 2346 | 27 |
| 5. | David Woodley (1975) | 355 | 131 | 25 | 2009 | 12 |
| 6. | Collier Thornton (1990-91) | 268 | 121 | 15 | 1895 | 9 |
| 7. | Clint Bickham (2006-08) | 169 | 89 | 10 | 1605 | 13 |
| 8. | Kenny Jones (1986) | 445 | 154 | 29 | 1587 | 9 |
| 9. | David Brookings (1966) | 233 | 95 | 26 | 1464 | 17 |
| 10. | Brock Restovich (1997-99) | 189 | 79 | 8 | 1341 | 15 |





Top Single Game Rushing Performances

| Player | Carr | Yds |
|---|------|-----|
| 1. Charles Ball vs. Huntington (1990) | 24 | 407 |
| 2. Richard Gay vs. Springhill (1954) | 31 | 364 |
| 3. Jalin Thomas vs. Parkway (2017) | 27 | 342 |
| 4. Brandon Nightingale vs. Evangel (2000) | 21 | 323 |
| 5. Marion Songer vs. Bolton (1953) | 16 | 296 |
| 6. Justan Gibson vs. Captain Shreve (2004) | 21 | 255 |
| 7. Charlie Barham vs. Captain Shreve (2018) | 29 | 248 |
| 8. Charlie Barham vs. Calvary (2018) | 14 | 243 |
| 9. Brandon Nightingale vs. Ouachita (2000) | 24 | 241 |
| 10. Jerome Bryant vs. BTW (1981) | 15 | 240 |
| 11. Brittain White vs. Airline (2007) | 25 | 226 |
| 12. Justan Gibson vs. Ouachita (2005) | 25 | 224 |
| 13. Justan Gibson vs. Huntington (2005) | 20 | 214 |
| 14. Arnaz Battle vs. Airline (1996) | 9 | 211 |
| Duan Maiden vs. Fair Park (1992) | 36 | 211 |
| 16. Justan Gibson vs. Holy Cross (2005) | 24 | 210 |
| Jethrie Thornton vs. El Dorado, AR (1984) | 20 | 210 |

Top Single Game Passing Performances

| Player | C-A | Yds |
|---|-------|-----|
| 1. James Johnson vs. Captain Shreve (1971) | 12-24 | 330 |
| 2. Leon Murray vs. Huntington (1994) | 14-17 | 288 |
| 3. James Johnson vs. Westlake (1971) | 13-21 | 261 |
| 4. Leon Murray vs. Ruston (1993, P) | 10-15 | 260 |
| 5. Arnaz Battle vs. Airline (1995) | 4-6 | 226 |
| 6. James Johnson vs. Parkway (1970) | 9-16 | 221 |
| 7. Leon Murray vs. Airline (1994) | 10-20 | 215 |
| 8. James Johnson vs. Ruston (1970) | 16-32 | 211 |
| 9. Mark Leonard vs. Fair Park (1978) | 18-27 | 211 |
| 10. James Johnson vs. Southwood (1970) | 13-26 | 210 |
| 11. Alex Walton vs. Southwood (2009) | 14-29 | 209 |
| 12. Leon Murray vs. Natchitoches (1994) | 10-22 | 208 |
| 13. Leon Murray vs. Captain Shreve (1994) | 14-28 | 206 |
| 14. Mark Leonard vs. West Monroe (1978) | 14-29 | 202 |
| 15. Leon Murray vs. Parkway (1994) | 14-26 | 186 |
| 16. Brock Restovich vs. Natchitoches (1998) | 10-20 | 185 |

Top Single Game Receiving Performances

| Player | Rec | Yds |
|---|-----|-----|
| 1. Kevin Stevenson vs. Airline (1995) | 3 | 210 |
| 2. Bo Flurry vs. Huntington (1994) | 6 | 180 |
| 3. Chris Beard vs. Ruston (1994, P) | 7 | 169 |
| 4. Isaac Hagins vs. Woodlawn (1970) | 7 | 145 |
| 5. Henry Hill vs. Marshall, TX (1980) | 6 | 140 |
| 6. Billy Boswell vs. Marshall, TX (1977) | 6 | 138 |
| 7. Zarrell Sanders vs. Natchitoches (2007) | 6 | 137 |
| 8. Keven Stevenson vs. Natchitoches (1994) | 3 | 129 |
| 9. Isaac Hagins vs. Airline (1971) | 6 | 127 |
| Isaac Hagins vs. Westlake (1971) | 8 | 127 |
| 11. Isaac Hagins vs. Captain Shreve (1971) | 4 | 126 |
| 12. Chris Beard vs. Natchitoches (1993) | 4 | 124 |
| 13. Robert Dowell vs. Airline (1994) | 2 | 122 |
| 14. Joey Jernigan vs. Green Oaks (2015) | 3 | 118 |
| 15. John Martin Anthony vs. Ouachita (2008) | 5 | 113 |
| 16. Brandon Hudgens vs Tioga (2010) | 2 | 111 |
| Isaac Hagins vs. Southwood (1970) | 4 | 111 |

Tentative 2021 Byrd Yellow Jackets Schedule

| | |
|---------|---------------------------|
| Week 1 | vs. Huntington Raiders |
| Week 2 | TBA |
| Week 3 | TBA |
| Week 4 | at *Haughton |
| Week 5 | vs. *Natchitoches Central |
| Week 6 | at *Parkway |
| Week 7 | vs. *Benton |
| Week 8 | at *Airline |
| Week 9 | vs. *Captain Shreve |
| Week 10 | vs. *Southwood |

JUNIOR WAS A SENIOR PLAYMAKER

Throughout his three-year varsity career, senior linebacker Makarios “Junior” Brown was one of the Purple Swarm Defense’s biggest playmakers. In 2019, Brown led the team with 64 total tackles, including 55 solo stops. He had 13 tackles-for-loss for 49 yards, which was a career-high, and put him tied for tenth on the single-season leaders list. He also had two sacks for 48 yards, two fumble recoveries and a pass breakup. In his three varsity seasons, Brown registered 141 total tackles, 27 tackles-for-loss and seven sacks. His 27 tackles-for-loss ranks him third on the career leaders list with former standout lineman Gabe McDonald. Brown and teammate Carson Bruno were selected by 318Sports.com as the Co-Defensive Players-of-the-Year. Brown was also a First-Team All-District and All-City selection. Brown was a verbal commitment to coach Brad Laird and the Northwestern State Demons.

BIG JOHN JORDAN

Junior defensive back John Jordan was big for Byrd’s Purple Swarm Defense in 2020, particularly in the playoffs. Against John Curtis, Jordan had six solo tackles, two assists and he recovered a fumble. The fumble recovery came on an untimed down right before halftime when Patriots quarterback Buddy Taylor mishandled the snap at the Byrd goal line. In Byrd’s 31-14 win over St. Augustine, Jordan registered six total tackles, four solo and two assists. His second quarter interception and return of 27 yards set up Byrd’s offense at the St. Aug 43-yard line. The Jackets would go on to score their first touchdown of the game. Jordan finished the season tied for third on the team with 48 total tackles. Jordan will be one of only three defensive starters returning in 2021.

OVER THE AIRWAVES

Byrd football has been broadcast live on AM 1130 The Tiger for over 25 years. Charlie Cavell completed his 23rd season as the “Voice of the Byrd Yellow Jackets” calling the play-by-play action. Former Byrd defensive back Timmy Brown was the color analyst, while Dr. Kirk Martinson provided sideline reports. Former Byrd offensive lineman Carlton Holland and Marc Weddleton were the statisticians. Byrd Football can be heard on AM 1130 The Tiger or by visiting 1130thetiger.com and clicking on the Listen Live button. Smartphone users can download the 1130 The Tiger app and listen to Yellow Jackets Football anywhere in the world.

2021 SCHEDULE

Coach Mike Suggs is still trying to secure a couple of teams to complete the 2021 football schedule. The schedule looks like this as of now:

- Week 1 vs. Huntington Raiders
- Week 2 TBA
- Week 3 TBA
- Week 4 at Haughton Buccaneers*
- Week 5 vs. Natchitoches Central Chiefs*
- Week 6 at Parkway Panthers*
- Week 7 vs. Benton Tigers*
- Week 8 at Airline Vikings*
- Week 9 vs. Captain Shreve Gators*
- Week 10 vs. Southwood Cowboys*

Byrd Career Kicking Leaders (ranked by FG)

| Rk | Player (Years) | FG | PAT | Long | Points |
|-----|----------------------------|----|-----|------|-------------|
| 1. | John Shaughnessy (2007-08) | 18 | 69 | 56* | 123 |
| 2. | David Hankins (2004-06) | 16 | 73 | 49 | 121 |
| 3. | Jake Wyss (2012-14) | 13 | 119 | 42 | 158 |
| 4. | Ben Eldredge (2007-09) | 10 | 25 | 42 | 55 |
| 5. | Scotty Roblow (2017-18) | 9 | 59 | 44 | 86 |
| | Pete Dupée (2002-03) | 9 | 49 | 46 | 76 |
| | Morgan Burke (1991-92) | 9 | 38 | 36 | 65 |
| 8. | Brandon Menard (2009-11) | 7 | 96 | 38 | 117 |
| 9 | Jake Hanna (1924-26) | 7 | 32 | | 197 (24 TD) |
| 10. | Ben Smith (2016-17) | 6 | 12 | 44 | 30 |

*denotes city and school record



THE LAST TIME IT HAPPENED...

Kickoff Return for TD

Byrd: 50, Mitchell Ramsey vs. Airline, 11/6/20
Opp: 77, Albert Quest, St. Augustine, 11/14/19

Punt Return for TD

Byrd: 78, Jalin Thomas vs. Barbe, 9/4/15
Opp: 44, Cade Stone, West Monroe, 9/1/12

Blocked Punt Return for TD

Byrd: 12, Krishun Cash vs. Captain Shreve, 10/17/14
Opp: 0, T Gaines, Moss Point, 9/9/17

Interception Return for TD

Byrd: 31, Jayron Small vs. Southwood, 11/7/19
Opp: 15, Kai Thomas, Captain Shreve, 10/31/19

Fumble Recovery Return for TD

Byrd: 0, Andrew Burak vs. Southwood, 11/19/20
Opp: 20, Jackson Walker, Catholic, 12/27/20

Safety Recorded

Byrd: Team, punter stepped out of end zone vs. Southwood, 11/19/20
Opp: Ball out of end zone, West Monroe, 10/23/09

Shutout at Home

Byrd: 41-0 vs. Southwood, 10/5/18
Opp: 24-0 vs. West Monroe, 9/13/19 (neutral site)

Shutout on Road

Byrd: 51-0 at Southwood, 11/19/20
Opp: 28-0 at Brother Martin, 9/6/19

Recorded A 2-Point Conversion

Byrd: William Berry rush vs. Southwood, 11/7/19
Opp: Gabe Larry pass to Rontavious Richmond, Parkway, 10/11/19

Blocked A Punt

Byrd: Trent Jones vs. Captain Shreve, 10/17/14
Opp: Laterious Pouncy, Airline, 11/18/11

Blocked A Field Goal or Extra Point

Byrd: Brayden Hermes vs. Calvary, PAT, 10/1/20
Opp: Team, Catholic, PAT, 12/27/20

Missed An Extra Point Kick

Byrd: 1, Brayden Hermes vs. Catholic, 12/27/20
Opp: 1, Elinus Noel, John Curtis, 12/11/20

100-Yard Rushing Game

Byrd: 112, Venzell Thompson vs. St. Augustine, 12/4/20
Opp: 105, Walter Samuel, East Ascension, 10/30/20

200-Yard Rushing Game

Byrd: 248, Charlie Barham vs. Captain Shreve, 9/27/18
Opp: 211, Eric Williams, Parkway, 10/13/17

300-Yard Rushing Game

Byrd: 342, Jalin Thomas vs. Parkway, 10/13/17
Opp: None

100-Yard Passing Game

Byrd: 115, Lake Lambert vs. Catholic, 12/27/20
Opp: 118, Kendell Sampson, St. Augustine, 12/4/20

200-Yard Passing Game

Byrd: 209, Alex Walton vs. Southwood, 9/24/09
Opp: 223, Daniel Beale, Catholic, 12/27/20

300-Yard Passing Game

Byrd: 330, James Johnson vs. Captain Shreve, 1971
Opp: 303, Cade Hart, Calvary, 9/19/19

100-Yard Receiving Game

Byrd: 118, Joey Jernigan vs. Green Oaks, 10/22/15
Opp: 140, Tre' Benson, Catholic, 12/27/20

200-Yard Receiving Game

Byrd: 210, Kevin Stevenson vs. Airline, 1995
Opp: None

60+ Yard Punt

Byrd: 64, Scotty Roblow vs. Evangel, 11/16/18
Opp: 70, Andrew Doughty, Captain Shreve, 10/26/12

40+ Yard Field Goal

Byrd: 42, Scotty Roblow vs. Captain Shreve, 9/27/18
Opp: 44, Seth Green, Evangel, 11/4/16

3 TDs Scored In A Game (Rush, Pass, Receiving, Return)

Byrd: Jason Little, (3 rush) vs. Parkway, 10/22/20
Opp: Alex Garcia, (3 pass), Airline, 11/7/20

4 TDs Scored In A Game (Rush, Pass, Receiving, Return)

Byrd: William Berry, (4 rush) vs. Airline, 11/7/20
Opp: Landry Lyddy, (4 pass) Calvary, 10/1/20

5+ TDs Scored In A Game (Rush, Pass, Receiving, Return)

Byrd: Xavier Long, (5 rush) vs. West Jefferson, 11/11/11
Opp: Chandler Fields, (5 pass), Rummel, 11/10/17

Three Rushing TDs In A Game

Byrd: Jason Little vs. Parkway, 10/22/20
Opp: Mahmood Bailey, St. Augustine, 11/14/19

Four Rushing TDs In A Game

Byrd: William Berry vs. Airline, 11/7/20
Opp: Lavanta Gipson, Haughton, 9/22/17

Five Rushing TDs In A Game

Byrd: Xavier Long vs. West Jefferson, 11/11/11
Opp: None

Three Passing TDs In A Game

Byrd: Arnaz Battle vs. Airline, 1995
Opp: Alex Garcia, Airline, 11/7/20

Three Receiving TDs In A Game

Byrd: Kevin Stevenson vs. Airline, 1995
Opp: Ja'Marr Chase, Rummel, 11/10/17

Four Passing TDs In A Game

Byrd: Arnaz Battle vs. Airline, 1995
Opp: Landry Lyddy, Calvary, 10/1/20

Four Receiving TDs In A Game

Byrd: None
Opp: Kendrick Aaron, Natchitoches Central, 11/5/10

TD Run 50-59 Yards

Byrd: 57, Josh Allen vs. Southwood, 11/19/20
Opp: 54, Jalen Abraham, Evangel, 11/16/18

TD Run 60-69 Yards

Byrd: 60, William Berry vs. Haughton, 10/8/20
Opp: 63, Devin Simpson, Moss Point, 9/9/17

TD Run 70-79 Yards

Byrd: 70, Javien Wilson vs. Southwood, 10/14/16
Opp: 74, Rovel Young, Airline, 10/25/19

TD Run 80-89 Yards

Byrd: 80, Tysen Hardman vs. East Ascension, 11/21/14
Opp: 80, Chris Smith, Brother Martin, 9/6/19

TD Run 90-99 Yards

Byrd: 92, Louis Mills vs. Bastrop, 9/13/13
Opp: 96, Caylin Demars, Natchitoches, 10/3/19

TD Pass 50-59 Yards

Byrd: 56, Cameron Felt to Lawson Jackson vs. Airline, 10/26/17
Opp: 53, Landry Lyddy to Jordan Wallace, Calvary, 10/1/20

TD Pass 60-69 Yards

Byrd: 65, Cameron Felt to William Berry vs. St. Augustine, 11/14/19
Opp: 64, Landry Lyddy to Joseph Wilson, Calvary, 10/1/20

TD Pass 70-79 Yards

Byrd: 70, Lake Lambert to William Berry vs. East Ascension, 10/30/20
Opp: 78, Daniel Beale to Tre' Benson, Catholic, 12/27/20

TD Pass 80-89 Yards

Byrd: 84, Arnaz Battle to Kevin Stevenson vs. Airline, 1995
Opp: 86, Chase Fourcade to Steven Dunbar, Rummel, 12/12/13

TD Pass 90-99 Yards

Byrd: 98, Edgar Galloway to Dale Sandifer vs. Ruston, 1950
Opp: 90, Darrius Grant to Laderrien Frierson, Captain Shreve, 9/27/18



2020 POINTS OFF TURNOVERS

Byrd-Forced Turnovers

Game 1 • Calvary Cavaliers

| Acquired | Ensuuing Drive | Result |
|----------|----------------|--------|
| None | | |

Game 2 • Houghton Buccaneers

| Acquired | Ensuuing Drive | Result |
|--------------|------------------------------|-----------|
| Interception | 11 Plays, 80 Yards, 3:39 TOP | Touchdown |

Game 3 • Natchitoches Central Chiefs

| Acquired | Ensuuing Drive | Result |
|----------|----------------|--------|
| None | | |

Game 4 • Parkway Panthers

| Acquired | Ensuuing Drive | Result |
|--------------|-----------------------------|-----------|
| Interception | 9 Plays, 41 Yards, 4:24 TOP | Touchdown |

Game 5 • East Ascension Spartans

| Acquired | Ensuuing Drive | Result |
|----------|----------------|--------|
| None | | |

Game 6 • Airline Vikings

| Acquired | Ensuuing Drive | Result |
|----------|----------------------------|-----------|
| Fumble | 0 Plays, 0 Yards, 0:00 TOP | Touchdown |

Game 7 • Captain Shreve Gators

| Acquired | Ensuuing Drive | Result |
|----------|----------------|--------|
| None | | |

Game 8 • Southwood Cowboys

| Acquired | Ensuuing Drive | Result |
|----------|----------------------------|-----------|
| Fumble | 1 Plays, 5 Yards, 0:03 TOP | Touchdown |
| Fumble | 0 Plays, 0 Yards, 0:00 TOP | Touchdown |

Game 9 • St. Augustine Purple Knights

| Acquired | Ensuuing Drive | Result |
|--------------|-----------------------------|-----------|
| Interception | 6 Plays, 43 Yards, 3:08 TOP | Touchdown |
| Interception | 1 Play, 6 Yards, 0:06 TOP | Touchdown |

Game 10 • John Curtis Patriots

| Acquired | Ensuuing Drive | Result |
|----------|----------------|--------|
| None | | |

Game 11 • Catholic High Bears

| Acquired | Ensuuing Drive | Result |
|----------|----------------|--------|
| None | | |

2020 Season Totals: 20 Forced Turnovers – 7 TD, 0 FG, 0 Missed FGs, 4 Punts, 2 Turnovers, 4 End of Half, 3 Downs

Opponents-Forced Turnovers

Game 1 • Calvary Cavaliers

| Acquired | Ensuuing Drive | Result |
|----------|-----------------------------|-----------|
| Fumble | 1 Plays, 77 Yards, 0:15 TOP | Touchdown |

Game 2 • Houghton Buccaneers

| Acquired | Ensuuing Drive | Result |
|----------|-----------------------------|------------|
| Fumble | 5 Plays, 13 Yards, 1:09 TOP | Field Goal |

Game 3 • Natchitoches Central Chiefs

| Acquired | Ensuuing Drive | Result |
|----------|----------------|--------|
| None | | |

Game 4 • Parkway Panthers

| Acquired | Ensuuing Drive | Result |
|----------|----------------|--------|
| None | | |

Game 5 • East Ascension Spartans

| Acquired | Ensuuing Drive | Result |
|----------|-----------------------------|-----------|
| Fumble | 4 Plays, 53 Yards, 1:35 TOP | Touchdown |

Game 6 • Airline Vikings

| Acquired | Ensuuing Drive | Result |
|----------|----------------|--------|
| None | | |

Game 7 • Captain Shreve Gators

| Acquired | Ensuuing Drive | Result |
|----------|----------------|--------|
| None | | |

Game 8 • Southwood Cowboys

| Acquired | Ensuuing Drive | Result |
|----------|----------------|--------|
| None | | |

Game 9 • St. Augustine Purple Knights

| Acquired | Ensuuing Drive | Result |
|----------|----------------|--------|
| None | | |

Game 10 • John Curtis Patriots

| Acquired | Ensuuing Drive | Result |
|----------|-----------------------------|-----------|
| Fumble | 2 Plays, 38 Yards, 0:46 TOP | Touchdown |

Game 11 • Catholic High Bears

| Acquired | Ensuuing Drive | Result |
|----------|----------------------------|-----------|
| Fumble | 0 Plays, 0 Yards, 0:00 TOP | Touchdown |

2020 Season Totals: 16 Forced Turnovers – 1 TD, 1 FG, 0 Missed FGs, 3 Punts, 2 Turnovers, 1 End of Half, 5 Downs

Byrd Career Scoring Leaders

| Rk | Name | TDs | 1PT | 2PT | FG | Pts |
|-----|-------------------------------|-----|-----|-----|----|-----|
| 1. | Arnaz Battle (1994-97) | 50 | 0 | 3 | 0 | 306 |
| 2. | Justan Gibson (2004-06) | 47 | 0 | 2 | 0 | 286 |
| 3. | Richard Carthon (2008-11) | 44 | 0 | 0 | 0 | 264 |
| 4. | Brandon Nightingale (1998-00) | 42 | 0 | 1 | 0 | 254 |
| 5. | Dominic Haggerty (2012-14) | 35 | 0 | 0 | 0 | 210 |
| 6. | Rodney Hill (1997-00) | 32 | 0 | 3 | 0 | 198 |
| 7. | Jake Hanna (1926) | 24 | 32 | 0 | 7 | 197 |
| 8. | Mercer Tenille (1927) | 30 | 10 | 0 | 2 | 196 |
| 9. | Bucky Bryan (1931) | 27 | 9 | 0 | 0 | 171 |
| 10. | Charlie Barham (2016-18) | 28 | 0 | 0 | 0 | 168 |
| 11. | Joe Almokary (1928) | 26 | 8 | 0 | 0 | 164 |

Byrd Career Tackles Leaders (since 2002)

| Rk | Player (Years) | U | A | TOT |
|-----------|---------------------------------|------------|-----------|------------|
| 1. | Paul Dupée (2005-07) | 151 | 114 | 265 |
| 2. | Scotty Dickson (2006-08) | 149 | 79 | 228 |
| 3. | Jonathan Stewart (2006-08) | 131 | 82 | 213 |
| 4. | Pat Thomas (2004-06) | 116 | 87 | 203 |
| 5. | Travis Gibson (2008-10) | 138 | 48 | 186 |
| 6. | Will Anglin (2009-11) | 143 | 30 | 173 |
| 7. | Brayden Hermes (2018-20) | 130 | 38 | 168 |
| 8. | Krishun Cash (2012-14) | 128 | 39 | 167 |
| 9. | Roger Goorley (2002-03) | 96 | 58 | 154 |
| 10. | Nicholas Peoples (2009-11) | 121 | 32 | 153 |
| 11. | Detrick Taylor (2002-04) | 94 | 46 | 140 |



2020 YARDSTICKS

| | | | | | |
|---------|---|----|----|---|-----|
| Calvary | 0 | 7 | 14 | 6 | -27 |
| Byrd | 7 | 14 | 7 | 7 | -35 |

BHS - Venzell Thompson 2 run (Brayden Hermes kick)
 BHS - Thompson 5 run (Hermes kick)
 CBA - Joseph Wilson 48 pass from Landry Lyddy (Thomas Murray kick)
 BHS - Mitchell Ramsey 94 kickoff return (Hermes kick)
 CBA - Wilson 64 pass from Lyddy (Murray kick)
 CBA - Jordan Wallace 77 pass from Lyddy (Murray kick)
 BHS - Lake Lambert 6 run (Hermes kick)
 CBA - Wallace 53 pass from Lyddy (kick blocked)
 BHS - Ramsey 8 run (Hermes kick)

| | CBA | BHS |
|-----------------|---------|--------|
| First Downs | 10 | 12 |
| Rushing Yards | 15-33 | 51-203 |
| Passing Yards | 295 | 63 |
| Passes (C-A-I) | 15-30-0 | 4-8-0 |
| Punts-Avg. | 6-32.8 | 4-46.2 |
| Fumbles-Lost | 0-0 | 3-2 |
| Penalties-Yards | 3-15 | 7-84 |

Individual Leaders

Rushing - CBA: Wilson 11-50, Miles Williams 1-6, Lyddy 3-(-23); BHS: William Berry 8-53, Lambert 8-45, Ramsey 13-42, Thompson 14-35, Jason Little 8-28.
Passing - CBA: Lyddy 15-30-0 295; BHS: Lambert 4-7-0 63, Thompson 0-1-0 0.
Receiving - CBA: Wilson 10-142, Wallace 4-142, Roderick Harris 1-11; BHS: Kellum Humphrey 4-63.

| | | | | | |
|----------|---|---|---|---|-----|
| Houghton | 3 | 0 | 0 | 7 | -10 |
| Byrd | 7 | 7 | 7 | 7 | -28 |

HHS - Carter Jensen 39 field goal
 BHS - William Berry 60 run (Brayden Hermes kick)
 BHS - Berry 11 run (Hermes kick)
 BHS - Mitchell Ramsey 4 run (Hermes kick)
 BHS - Jason Little 48 run (Hermes kick)
 HHS - Elijah Rochon 23 pass from Collin Rains (Jensen kick)

| | HHS | BHS |
|-----------------|---------|--------|
| First Downs | 14 | 18 |
| Rushing Yards | 20-(-5) | 55-355 |
| Passing Yards | 255 | 30 |
| Passes (C-A-I) | 20-36-3 | 2-3-0 |
| Punts-Avg. | 3-36.3 | 3-41.0 |
| Fumbles-Lost | 1-0 | 4-2 |
| Penalties-Yards | 6-49 | 10-89 |

Individual Leaders

Rushing - HHS: Keshun English 5-17, Dexter Smith 8-14, Rains 7-(-36); BHS: Little 12-108, Berry 8-98, Ramsey 8-69, Venzell Thompson 12-63, Bryan Burrell 4-11, Lake Lambert 10-5, Tyler Nichols 1-1.
Passing - HHS: Rains 20-36-3 255; BHS: Lambert 2-3-0 30.
Receiving - HHS: Rochon 9-123, Michael Williams 7-107, Coleman Stafford 2-15, John Ecot 2-10; BHS: Berry 1-20, Ramsey 1-10.

| | | | | | |
|--------------|---|---|---|----|-----|
| Byrd | 0 | 0 | 7 | 13 | -20 |
| Natchitoches | 0 | 0 | 0 | 0 | -0 |

BHS - Venzell Thompson 7 run (Brayden Hermes kick)
 BHS - Lake Lambert 33 run (kick failed)
 BHS - Lambert 1 run (Michael Hamaeui kick)

| | BHS | NCHS |
|-----------------|--------|--------|
| First Downs | 14 | 3 |
| Rushing Yards | 46-257 | 29-24 |
| Passing Yards | -2 | 0 |
| Passes (C-A-I) | 1-2-0 | 0-2-0 |
| Punts-Avg. | 1-42.0 | 5-23.8 |
| Fumbles-Lost | 2-1 | 1-0 |
| Penalties-Yards | 6-37 | 5-27 |

Individual Leaders

Rushing - BHS: Thompson 24-106, Lambert 6-94, William Berry 5-39, Jason Little 4-15, Jacob McClure 2-4, Tyler Nichols 1-2, Mitchell Ramsey 2-1; NCHS: Logan Lonadier 9-10, Trenton Bradley 6-9, Braylin Demars 3-6, Joe Metoyer 2-3, Caylin Demars 3-3, Colby Raupp 6-(-7).
Passing - BHS: Lambert 0-0-0 0, Logan Pons 1-2-0 (-2); NCHS: Raupp 0-2-0 0.
Receiving - BHS: Berry 1-(-2); NCHS: None.

| | | | | | |
|---------|----|---|---|---|-----|
| Parkway | 0 | 0 | 0 | 7 | -7 |
| Byrd | 21 | 7 | 7 | 7 | -42 |

BHS - Jason Little 3 run (Brayden Hermes kick)
 BHS - William Berry 3 run (Hermes kick)
 BHS - Little 4 run (Hermes kick)
 BHS - Little 1 run (Hermes kick)
 BHS - Berry 20 run (Hermes kick)
 BHS - Josh Allen 45 run (Michael Hamaeui kick)
 PHS - Rontavious Richmond 10 run (Aeron Burrell kick)

| | PHS | BHS |
|-----------------|--------|--------|
| First Downs | 6 | 16 |
| Rushing Yards | 21-88 | 46-278 |
| Passing Yards | 23 | 71 |
| Passes (C-A-I) | 8-16-1 | 4-7-0 |
| Punts-Avg. | 4-37.5 | 2-38.0 |
| Fumbles-Lost | 0-0 | 0-0 |
| Penalties-Yards | 4-25 | 6-50 |

Individual Leaders

Rushing - PHS: Richmond 11-64, Jaylan White 3-16, D. Blackwell 1-9, Cannon Link 4-0, J. Saiz 2-(-1); BHS: Lake Lambert 8-96, Allen 5-58, Little 19-56, Berry 3-27, Mitchell Ramsey 5-25, Venzell Thompson 2-17, Jacob McClure 1-3, William Whitman 1-0, Paul Stephens 1-(-1), Tyler Nichols 1-(-3).
Passing - PHS: Link 7-14-1 27, Eli Harper 1-2-0 (-4); BHS: Lambert 4-7-0 71.
Receiving - PHS: Jalun Reed 4-16, Ed Moses 2-10, Richmond 1-1, Ashton Allen 1-(-4); BHS: Humphrey 4-71.

| | | | | | |
|--------------|----|----|---|---|-----|
| E. Ascension | 0 | 14 | 0 | 6 | -20 |
| Byrd | 14 | 7 | 0 | 6 | -27 |

BHS - Mitchell Ramsey 83 kickoff return (Brayden Hermes kick)
 BHS - Kellum Humphrey 35 pass from Lake Lambert (Hermes kick)
 BHS - Ramsey 58 run (Hermes kick)
 EA - Kendall Washington 21 pass from Troy Dunn (Logan Kern kick)
 EA - Novell Chopin 14 pass from Dunn (Kern kick)
 BHS - William Berry 70 pass from Lambert (kick failed)
 EA - Chopin 3 pass from Dunn (kick failed)

| | EA | BHS |
|-----------------|--------|--------|
| First Downs | 11 | 11 |
| Rushing Yards | 37-201 | 39-258 |
| Passing Yards | 85 | 112 |
| Passes (C-A-I) | 7-17-1 | 3-7-0 |
| Punts-Avg. | 6-27.8 | 5-31.6 |
| Fumbles-Lost | 1-1 | 3-2 |
| Penalties-Yards | 6-47 | 9-66 |

Individual Leaders

Rushing - EA: Walter Samuel 18-105, Dunn 10-92, Keandre Johnson 1-4, Kendall Washington 7-1, Kael Babin 1-(-1); BHS: Ramsey 11-138, Lambert 8-34, Venzell Thompson 9-33, Berry 3-27, Jason Little 7-27.
Passing - EA: Dunn 7-17-1 85; BHS: Lambert 3-7-0 112.
Receiving - EA: Chopin 4-62, Washington 2-29, Samuel 1-(-6); BHS: Berry 1-70, Humphrey 1-35, Ramsey 1-7.

| | | | | | |
|---------|----|----|---|----|-----|
| Airline | 0 | 7 | 7 | 14 | -28 |
| Byrd | 21 | 14 | 0 | 14 | -49 |

BHS - Campbell Brown 15 fumble return (Brayden Hermes kick)
 BHS - Venzell Thompson 3 run (Hermes kick)
 BHS - William Berry 11 run (Hermes kick)
 BHS - Berry 14 run (Hermes kick)
 AHS - Jamall Asberry 9 pass from Alex Garcia (Jackson Tinkis kick)
 BHS - Berry 8 run (Hermes kick)
 AHS - Asberry 31 run (Tinkis kick)
 AHS - Devin Bilbo 12 pass from Garcia (Tinkis kick)
 BHS - Berry 20 run (Hermes kick)
 AHS - Bilbo 35 pass from Garcia (Tinkis kick)
 BHS - Mitchell Ramsey 50 kickoff return (Hermes kick)

| | AHS | BHS |
|-----------------|---------|--------|
| First Downs | 19 | 20 |
| Rushing Yards | 30-100 | 50-397 |
| Passing Yards | 233 | 11 |
| Passes (C-A-I) | 23-35-0 | 2-4-0 |
| Punts-Avg. | 4-28.8 | 2-32.0 |
| Fumbles-Lost | 3-1 | 2-2 |
| Penalties-Yards | 0-0 | 5-35 |

Individual Leaders

Rushing - AHS: Asberry 12-71, Michael Johnson 6-23, Bryson Turner 1-5, Garcia 11-1; BHS: Berry 9-135, Jason Little 13-84, Thompson 9-67, Ramsey 8-56, Lake Lambert 8-53, Josh Allen 1-4, Team 2-(-2).
Passing - AHS: Garcia 23-35-0 233; BHS: Lambert 2-4-0 11.
Receiving - AHS: Bilbo 9-90, Asberry 8-59, Daxton Chavez 2-32, Xavion Butler 1-22, Jaylon Jenkins 1-15, Tuner 1-12, Johnson 1-3; BHS - Ramsey 2-11.



2020 YARDSTICKS

| | | | | | |
|---------------|----------|----------|----------|-----------|------------|
| Byrd | 0 | 7 | 7 | 14 | -28 |
| Shreve | 0 | 7 | 0 | 0 | -7 |

CSH - Ckelby Givens 1 run (Alex Auer kick)
 BHS - William Berry 5 run (Braydon Hermes kick)
 BHS - Mitchell Ramsey 10 run (Hermes kick)
 BHS - Kellum Humphrey 50 run (Hermes kick)
 BHS - Lake Lambert 4 run (Hermes kick)

| | BHS | CSH |
|-----------------|------------|------------|
| First Downs | 14 | 13 |
| Rushing Yards | 48-271 | 31-112 |
| Passing Yards | 24 | 68 |
| Passes (C-A-I) | 1-3-0 | 7-20-1 |
| Punts-Avg. | 4-35.3 | 5-38.0 |
| Fumbles-Lost | 0-0 | 1-0 |
| Penalties-Yards | 6-58 | 4-31 |

Individual Leaders

Rushing - BHS: Ramsey 9-84, Venzell Thompson 18-79, Humphrey 1-50, Jason Little 5-29, William Berry 7-18, Lambert 8-11; CSH: Samtavious Smith 16-71, Kenyon Terrell 11-41, Givens 3-3, T.J. Lee 1-(-3).
Passing - BHS: Lambert 1-3-0 24; CSH: Terrell 7-20-1 68.
Receiving - BHS: Berry 1-24; CSH: Lee 2-24, William Moore 2-13, Smith 1-12, Braylon Finney 1-10, Ty Smith 1-9.

| | | | | | |
|------------------|----------|-----------|----------|----------|------------|
| Byrd | 7 | 30 | 7 | 7 | -51 |
| Southwood | 0 | 0 | 0 | 0 | -0 |

BHS - Jacob McClure 13 run (Braydon Hermes kick)
 BHS - Venzell Thompson 4 run (Hermes kick)
 BHS - Kellum Humphrey 46 pass from Lake Lambert (Hermes kick)
 BHS - Jason Little 5 run (Hermes kick)
 BHS - Safety, team
 BHS - Little 1 run (Hermes kick)
 BHS - Andrew Burak 0 fumble recovery (Hermes kick)
 BHS - Josh Allen 57 run (Hermes kick)

| | BHS | SHS |
|-----------------|------------|------------|
| First Downs | 11 | 4 |
| Rushing Yards | 28-173 | 20-(-99) |
| Passing Yards | 85 | 32 |
| Passes (C-A-I) | 2-2-0 | 5-15-0 |
| Punts-Avg. | 0-0.0 | 3-23.3 |
| Fumbles-Lost | 3-1 | 3-2 |
| Penalties-Yards | 5-54 | 6-26 |

Individual Leaders

Rushing - BHS: Allen 4-72, Thompson 10-48, McClure 2-16, Mitchell Ramsey 4-12, Tyler Nichols 2-11, Lambert 2-7, Little 3-6, Berry 1-1; SHS: Rodney Thomas 1-7, Joshua Ware 3-4, Damien Beckman 3-(-2), Corinthian Walters 1-(-2), Luis Amable 2-(-33), Dantonian Arkansas 9-(-74).
Passing - BHS: Lambert 2-2-0 85; SHS: Beckman 3-10-0 16, Arkansas 2-5-0 16.
Receiving - BHS: Humphrey 1-46, McClure 1-39; SHS: LeMarkus Barfield 2-12, Zolton Lewis 1-10, Jacques Haney 1-6, Ware 1-4.

| | | | | | |
|----------------------|----------|----------|-----------|-----------|------------|
| St. Augustine | 0 | 7 | 7 | 0 | -14 |
| Byrd | 0 | 7 | 14 | 10 | -31 |

BHS - Venzell Thompson 2 run (Brayden Hermes kick)
 STA - Javen Nicholas 33 pass from Kendall Sampson (Steward McCall kick)
 BHS - Jason Little 1 run (Hermes kick)
 STA - Albert Quest V 17 pass from Sampson (McCall kick)
 BHS - William Berry 6 run (Hermes kick)
 BHS - Hermes 23 field goal
 BHS - Little 6 run (Hermes kick)

| | STA | BHS |
|-----------------|------------|------------|
| First Downs | 13 | 17 |
| Rushing Yards | 19-86 | 56-303 |
| Passing Yards | 118 | 0 |
| Passes (C-A-I) | 16-29-2 | 0-1-0 |
| Punts-Avg. | 5-31.0 | 3-31.7 |
| Fumbles-Lost | 1-1 | 2-2 |
| Penalties-Yards | 6-43 | 6-39 |

Individual Leaders

Rushing - STA: Quest 9-45, Sampson 8-30, Shan Brooks 1-8, Singleton 1-3; BHS: Thompson 21-112, Little 17-85, Ramsey 5-59, Jacob McClure 1-19, Berry 5-19, Lake Lambert 7-9.
Passing - STA: Sampson 16-29-2 118; BHS: Lambert 0-1-0 0.
Receiving - STA: Brooks 6-28, Nicholas 5-66, Quest 4-21, Singleton 1-3; BHS: None.

| | | | | | |
|--------------------|----------|----------|----------|----------|------------|
| John Curtis | 0 | 0 | 7 | 6 | -13 |
| Byrd | 0 | 0 | 7 | 7 | -14 |

BHS - Lake Lambert 1 run (Brayden Hermes kick)
 JCC - Caleb Spann 24 run (Elinus Noel kick)
 JCC - Caleb Spann 28 run (kick failed)
 BHS - Jason Little 1 run (Hermes kick)

| | JCC | BHS |
|-----------------|------------|------------|
| First Downs | 13 | 13 |
| Rushing Yards | 40-205 | 56-180 |
| Passing Yards | 37 | 20 |
| Passes (C-A-I) | 4-15-2 | 1-2-0 |
| Punts-Avg. | 5-25.0 | 5-26.8 |
| Fumbles-Lost | 4-3 | 2-1 |
| Penalties-Yards | 4-50 | 5-68 |

Individual Leaders

Rushing - JCC: Spann 6-75, Patrick LeBranch 12-67, Tylen Taylor 9-25, Ronald Poole 9-22, Charles Quinn 3-21, Craig Gullung 1-(-5); BHS: Thompson 24-44, Lake Lambert 11-41, Little 10-39, William Berry 7-34, Mitchell Ramsey 4-22.
Passing - JCC: Taylor 4-15-2 37; BHS: Lambert 1-2-0 20.
Receiving - JCC: Joshua Dudenhofer 2-22, Javon Davis 2-15; BHS: Elijah Boer 1-20.

| | | | | | |
|-----------------|----------|----------|----------|-----------|------------|
| Catholic | 7 | 7 | 7 | 14 | -35 |
| Byrd | 0 | 6 | 6 | 0 | -12 |

CHS - Landon O'Connor 1 run (Landon Carter kick)
 CHS - Tre' Benson 78 pass from Daniel Beale (Carter kick)
 BHS - William Berry 4 run (kick blocked)
 CHS - Jackson Walker 20 fumble return (Carter kick)
 BHS - Lake Lambert 6 run (run failed)
 CHS - Shelton Sampson 12 pass from Beale (Carter kick)
 CHS - O'Connor 18 run (Carter kick)

| | CHS | BHS |
|-----------------|------------|------------|
| First Downs | 18 | 18 |
| Rushing Yards | 33-139 | 41-178 |
| Passing Yards | 223 | 115 |
| Passes (C-A-I) | 12-18-2 | 8-18-1 |
| Punts-Avg. | 1-27.0 | 2-34.5 |
| Fumbles-Lost | 0-0 | 3-2 |
| Penalties-Yards | 7-40 | 3-41 |

Individual Leaders

Rushing - CHS: George Hart 13-65, O'Connor 9-46, Tae Nicholas 3-20, Jackson Guest 4-12, Matthew Reinholtz 1-2, Benson 3-(-6); BHS: Berry 8-66, Venzell Thompson 10-35, Mitchell Ramsey 6-35, Lambert 10-34, Little 6-9, Jacob McClure 1-(-1).
Passing - CHS: Beale 12-18-2 223; BHS: Lambert 8-15-1 115.
Receiving - CHS: Benson 4-140, Sampson 3-45, Daniel Harden 2-19, Reinholtz 2-11, Guest 1-8; BHS: Kellum Humphrey 6-83, Ramsey 1-18, Elijah Boer 1-14.



2020 DIVISION I PLAYOFF BRACKET

First Round (11/26-28)

| | |
|---------------------------|----|
| 1 Brother Martin* | |
| Bye | |
| 9 Jesuit | 35 |
| 8 St. Paul's* | 6 |
| 5 Archbishop Rummel* | |
| Bye | |
| 4 Catholic - Baton Rouge* | |
| Bye | |
| 3 C.E. Byrd* | |
| Bye | |
| 6 St. Augustine* | 47 |
| 11 Holy Cross | 14 |
| 7 John Curtis Christian* | 2 |
| 10 Archbishop Shaw | 0 |
| 2 Scotlandville* | |
| Bye | |

Quarterfinals

| | |
|---------------------------|----|
| 1 Brother Martin* | 36 |
| 8 Jesuit | 34 |
| 5 Rummel | 35 |
| 4 Catholic - Baton Rouge* | 42 |
| 3 C.E. Byrd* | 31 |
| 6 St. Augustine | 14 |
| 7 John Curtis | 34 |
| 2 Scotlandville* | 14 |

Semifinals (12/11-12)

| | |
|--------------------------|----|
| 1 Brother Martin* | 31 |
| 4 Catholic - Baton Rouge | 49 |
| 3 C.E. Byrd* | 14 |
| 7 John Curtis | 13 |

Finals (12/27)

| | |
|------------------------------------|----|
| 4 Catholic - Baton Rouge | 35 |
| 3 C.E. Byrd* | 12 |
| The LHSAA Prep Classic | |
| Harry "Rags" Turpin Stadium | |
| Natchitoches, Louisiana | |



2020 District 1-5A All-District

First Team Offense

| | |
|-----|--------------------------------|
| Pos | Name, School, Cl. |
| MVP | William Berry, Byrd, Sr. |
| QB | Alex Garcia, Airline, Sr. |
| RB | Jaylan White, Parkway, So. |
| RB | Samtavious Smith, Shreve, Sr. |
| RB | Venzell Thompson, Byrd, Sr. |
| RB | Mitchell Ramsey, Byrd, Jr. |
| WR | Elijah Rochon, Houghton, Sr. |
| WR | Jalun Reed, Parkway, Sr. |
| WR | Kendrick Law, Shreve, Jr. |
| WR | Kamron Dowell, Shreve, Sr. |
| WR | Dane Stearns, Benton, Sr. |
| OL | Daimian McDowell, Airline, Sr. |
| OL | Brayson Brown, Benton, Jr. |
| OL | Ben Delouche, Shreve, Sr. |
| OL | Josh Courtney, Byrd, Sr. |
| OL | Bobby Simpson, Byrd, Sr. |
| OL | Devon Hall, Parkway, Jr. |
| OL | Payton Bates, Houghton, Sr. |
| OL | Jesse Hatchet, Southwood, Sr. |
| ATH | Devin Williams, Southwood, Sr. |

First Team Specialists

| | |
|----|------------------------------|
| PK | Carter Jensen, Houghton, Sr. |
| PK | Jackson Tinkis, Airline, Sr. |
| P | Alex Auer, Shreve, Sr. |
| P | Austin Patton, Houghton, Sr. |
| KR | Mitchell Ramsey, Byrd, Jr. |
| KR | Kendrick Law, Shreve, Jr. |

Second Team Offense

| | |
|----|----------------------------|
| QB | Lake Lambert, Byrd, So. |
| RB | Jason Little, Byrd, Sr. |
| WR | Kellum Humphrey, Byrd, Sr. |
| TE | Elijah Boer, Byrd, Sr. |
| OL | Marshall Miller, Byrd, Sr. |

Honorable Mention Offense

| | |
|----|-------------------------|
| OL | Caden Rainer, Byrd, Sr. |
|----|-------------------------|

2020 District 1-5A All-District

First Team Defense

| | |
|------|-----------------------------------|
| Pos | Name, School, Cl. |
| MVP | Jake St. Andre, Houghton, Sr. |
| DL | Cade Waites, Benton, Sr. |
| DL | Devarrick Woods, Airline, Sr. |
| DL | Ckelby Givens, Shreve, Jr. |
| DL | Carson Bruno, Byrd, Sr. |
| DL | Stan Collins, Byrd, Sr. |
| DL | Trenton Defatt, Parkway, Sr. |
| DL | Jaiden Hare, Natch. Central, Sr. |
| LB | Ashur Hall, Benton, Sr. |
| LB | Gabe Vaughn, Natch. Central, Jr. |
| LB | Makarios "Jr." Brown, Byrd, Sr. |
| LB | Dylan Turner, Houghton, Sr. |
| LB | Sean Hardison, Houghton, Sr. |
| LB | Connor Norcross, Parkway, Sr. |
| DB | Brayden Hermes, Byrd, Sr. |
| DB | John Jordan, Byrd, Jr. |
| DB | Tracy Hudson, Airline, Sr. |
| DB | Logan Anderson, Shreve, Sr. |
| DB | Justin Aaron, Natch. Central, Jr. |
| DB | Dariusz Patterson, Parkway, Sr. |
| DB | Logan Wilkerson, Houghton, Sr. |
| FLEX | Luke Miletello, Byrd, Sr. |

Second Team Defense

| | |
|----|---------------------------|
| DL | Campbell Brown, Byrd, Sr. |
| DL | Ryan Todd, Byrd, Jr. |

Honorable Mention Defense

| | |
|----|------------------------------|
| DB | Chris Grieder, Byrd, Sr. |
| DB | Ja'Kerryon LaCour, Byrd, Jr. |

2020 Shreveport Times All-City Football Team

First Team Offense

| | |
|------|---------------------------------------|
| Pos | Name, School, Cl. |
| QB: | Alex Garcia, Airline, Sr. |
| QB: | Keith Baker, Green Oaks, Sr. |
| QB: | J'rell Joseph Huntington, Sr. |
| RB: | William Berry, Byrd, Sr. |
| RB: | Ja'Me's Sanders, Green Oaks, Sr. |
| RB: | Venzell Thompson, Byrd, Sr. |
| WR: | Kendrick Law Jr., Captain Shreve, Jr. |
| WR: | Terrence Issac Jr., Green Oaks, Sr. |
| WR: | De'Coldest Crawford, Green Oaks, Sr. |
| WR: | Zyion Claville, Huntington, Jr. |
| WR: | Jordan Wallace, Calvary, Sr. |
| WR: | Dane Stearns, Benton, Sr. |
| FLX: | Joseph Wilson, Calvary, Sr. |
| FLX: | Rekendrick Baker, Evangal, Sr. |
| FLX: | Brian Stewart, Woodlawn, Sr. |
| FLX: | Jaylon Jackson, Green Oaks, Jr. |
| ATH: | Tray Taylor, Loyola, Jr. |
| ATH: | Delatrick Moton, Woodlawn, Sr. |
| ATH: | Charzay Morris, North Caddo, Sr. |
| ATH: | Devin Williams, Southwood, Sr. |
| OL: | Cameron Foster, Northwood, Sr. |
| OL: | Traavis Steadman, Huntington, Sr. |
| OL: | Ben Delouche, Captain Shreve, Sr. |
| OL: | Devon Hall, Parkway, Jr. |
| OL: | Daimian McDowell, Airline, Sr. |
| OL: | Bobby Simpson, Byrd, Sr. |
| OL: | Landon Mayeaux, Calvary, Jr. |
| KR: | Mitchell Ramsey, Byrd, Jr. |
| PK: | Carter Jensen, Houghton, Sr. |
| PK: | Jackson Tinkis, Airline, Sr. |
| P: | Austin Patton, Houghton, Sr. |
| P: | Alex Auer, Captain Shreve, Sr. |

First Team Defense

| | |
|------|-----------------------------------|
| DL: | Carson Bruno, Byrd, Sr. |
| DL: | Erron Bean, Huntington, Sr. |
| DL: | Devarrick Woods, Airline, Sr. |
| DL: | Ckelby Givens, Capt. Shreve, Sr. |
| DL: | Jarmoin Griffin, North Caddo, Sr. |
| DL: | Cade Waites, Benton, Sr. |
| DL: | Trenton DeFatta, Parkway, Sr. |
| LB: | Jake St Andre, Houghton, Sr. |
| LB: | Markarios Brown, Byrd, Sr. |
| LB: | Jermarie Bailey, Northwood, Sr. |
| LB: | Ean Burch, Loyola, Sr. |
| LB: | Ashur Hall, Benton, Sr. |
| LB: | Trey Heard, North Caddo, Sr. |
| FLX: | Luke Miletello, Byrd, Sr. |
| DB: | Tracy Hudson, Airline, Sr. |
| DB: | Dariusz Patterson, Parkway, Sr. |
| DB: | Marcus Taylor, Huntington |
| DB: | Brayden Hermes, Byrd, Sr. |
| DB: | Trey Kelly, Calvary, |
| DB: | Logan Anderson, Capt. Shreve |

OFF Player of the Year – Joseph Wilson, Calvary, Sr.
DEF Player of the Year – Jake St. Andre, Houghton, Sr.
QB of the Year – Landry Lyddy, Calvary, Jr.
ATH of the Year – Terrence Cook, Northwood, Sr.
Coach of the Year – Rodney Guin, Calvary
Football Team of the Year -- Byrd

Second Team Offense

| | |
|---------------------|--------------------------|
| OL: | Josh Courtney, Byrd, Sr. |
| Second Team Defense | |
| DB: | John Jordan, Byrd, Jr. |

2020 Louisiana Sports Writer's Association

Class 5A All-State Team

| | | | | |
|-------|--------------------------------|------------|------------|-----|
| Pos | Name, School | Ht. | Wt. | Cl. |
| WR | Chris Hilton, Zachary | 5-11 | 175 | Sr. |
| WR | Luke Besh, Jesuit | 6-1 | 185 | Sr. |
| WR | Austin Jackson, Brother Martin | 5-9 | 174 | Jr. |
| OL/TE | Shield Taylor, Alexandria | 6-4 | 235 | Sr. |
| OL | Justin Babineaux, Acadiana | 6-0 | 225 | Sr. |
| OL | Bobby Simpson, Byrd | 6-0 | 292 | Sr. |
| OL | Emery Jones, Catholic | 6-5 | 300 | Jr. |
| OL | Mackey Maillho, Mandeville | 6-8 | 350 | Sr. |
| QB | Judd Barton, Alexandria | 6-2 | 185 | Sr. |
| RB | Kentravion Hargrove, Ruston | 5-11 | 185 | Sr. |
| RB | Dylan Sampson, Dutchtown | 5-10 | 180 | Jr. |
| RB | Logan Diggs, Rummel | 6-1 | 190 | Sr. |
| PK | Caden Costa, Mandeville | 6-2 | 200 | Sr. |
| ATH | Jacoby Matthews, Ponchatoula | 6-1 | 204 | Jr. |

Defense

| | | | | |
|-----|-------------------------------|------------|------------|-----|
| Pos | Name, School | Ht. | Wt. | Cl. |
| DL | Maason Smith, Terrebonne | 6-5 | 315 | Sr. |
| DL | Cameron George, Acadiana | 6-2 | 240 | Sr. |
| DL | Carson Bruno, Byrd | 6-5 | 290 | Sr. |
| DL | Byron Turner, St. Augustine | 6-3 | 235 | Sr. |
| LB | Jermaine McNeal, Alexandria | 5-11 | 190 | Sr. |
| LB | Derreck Bercier, Acadiana | 5-8 | 200 | Sr. |
| LB | Jake St. Andre, Houghton | 6-2 | 220 | Sr. |
| LB | Andrew Jones, Ehret | 6-2 | 220 | Sr. |
| DB | CJ Kittingling, Alexandria | 6-1 | 180 | Sr. |
| DB | Kaine Williams, Ehret | 6-0 | 185 | Sr. |
| DB | Michael Cerniauskas, Catholic | 5-11 | 185 | Sr. |
| DB | Ian Montz, Acadiana | 6-3 | 180 | Sr. |
| KR | Jaylin Lucas, Terrebonne | 5-9 | 160 | Jr. |
| P | Peyton Todd, West Monroe | 6-5 | 210 | Sr. |

Outstanding Offensive Player: Logan Diggs, Rummel
Outstanding Defensive Player: Cameron George, Acadiana
Coach of the Year: Thomas Bachman, Alexandria

Honorable Mention


| |
|--|
| Venzell Thompson, Byrd; William Berry, Byrd; |
|--|

2020 LHSAA Composite All-Academic Football Team (4.0 GPA) Class 5A / Division I
 William Berry, Byrd, RB, Sr.


2020 LHSAA All-Academic Football team (GPA 3.5-3.99) Class 5A/Division I


| |
|--|
| Christopher Grieder, Byrd, DB, Sr., 3.9666 |
| Brayden Hermes, Byrd, DB, Sr., 3.9666 |
| Elijah Boer, Byrd, TE, Sr., 3.9500 |
| Luke Miletello, Byrd, LB, Sr., 3.9344 |
| Josh Courtney, Byrd, OL, Sr., 3.9333 |
| Bobby Simpson III, Byrd, OL, Sr., 3.8524 |
| Kellum Humphrey, Byrd, WR, Sr., 3.7333 |
| Campbell Brown, Byrd, DE, Sr., 3.5344 |
| Andrew Burak, Byrd, LB, Sr., 3.5344 |
| Jason Little, Byrd, RB, Sr., 3.5333 |



|  <u>Calvary Cavaliers</u> |
|--|
| 10/1 at Byrd L, 35-27 |
| 10/9 at Lincoln PrepW, 59-0 |
| 10/16 vs. Rummel L, 31-13 |
| 10/23 at Clarksville, AR..... W, 42-21 |
| 10/30 at Homer..... W, 35-21 |
| 11/6 vs. Plain DealingW, 57-6 |
| 11/13 vs. Haynesville..... W, 56-13 |
| 11/19 vs. Arcadiacancelled |
| 11/27 vs. St. Martin's.....W, 45-7 |
| 12/4 vs. Catholic - PC..... 48-16 |
| 12/11 vs. Southern Lab..... W, 24-14 |
| 12/28 vs. Ouachita Chr. W, 62-41 |


|  <u>Houghton Buccaneers</u> |
|---|
| 10/2 vs. Woodlawn..... W, 51-26 |
| 10/8 at Byrd..... L, 28-10 |
| 10/15 at BentonW, 7-0 |
| 10/23 vs. Ouachita W, 14-7 |
| 10/30 vs. Arcadia W, 41-0 |
| 11/6 vs. Captain Shreve.. W, 27-21 |
| 11/13 at Natchitoches W, 31-6 |
| 11/20 vs. Parkway W, 33-13 |
| 11/27 vs. Live Oak..... W, 31-3 |
| 12/4 at Alexandria L, 38-6 |


|  <u>Natchitoches Chiefs</u> |
|---|
| 10/2 vs. LC College Prep ... L, 33-13 |
| 10/9 vs. Airline L, 35-14 |
| 10/16 vs. Byrd L, 20-0 |
| 10/23 at St. Edmund's L, 35-34 |
| 10/30 vs. Captain Shreve..... L, 23-3 |
| 11/6 at Parkway..... L, 30-7 |
| 11/13 vs. Houghton L, 31-6 |
| 11/20 at Benton L, 41-0 |

|  <u>Parkway Panthers</u> |
|--|
| 10/2 at Alexandria L, 35-12 |
| 10/9 vs. BentonL, 32-26 OT |
| 10/15 vs. Captain Shreve.... L, 41-20 |
| 10/22 at Byrd..... L, 42-7 |
| 10/30 vs. Woodlawn..... W, 36-26 |
| 11/6 vs. Natchitoches W, 30-7 |
| 11/13 vs. Southwood..... W, 49-27 |
| 11/20 at Houghton..... L, 33-13 |


|  <u>Benton Tigers</u> |
|--|
| 10/2 vs. Huntington..... L, 28-27 |
| 10/9 at Parkway.....W, 32-26 OT |
| 10/16 vs. HoughtonL, 7-0 |
| 10/23 vs. Captain Shreve ... L, 24-21 |
| 10/30 vs. Byrdcancelled |
| 11/6 at Southwood.....cancelled |
| 11/13 at Airline L, 31-28 |
| 11/20 vs. Natchitoches.....W, 40-0 |
| 12/4 at West Ouachita L, 21-17 |


|  <u>Airline Vikings</u> |
|---|
| 10/2 vs. RustonL, 48-14 |
| 10/9 at Natchitoches W, 35-14 |
| 10/16 vs. Southwood..... W, 37-0 |
| 10/23 at Houghton.....cancelled |
| 10/30 vs. Parkwaycancelled |
| 11/6 at Byrd.....L, 49-28 |
| 11/13 vs. Benton W, 31-28 |
| 11/20 vs. Captain Shreve.. L, 24-14 |
| 11/27 at Zachary L, 41-7 |

|  <u>Captain Shreve Gators</u> |
|---|
| 10/2 vs. ScotlandvilleL, 13-9 |
| 10/9 vs. SouthwoodW, 51-14 |
| 10/16 at Parkway.....W, 41-20 |
| 10/23 at Benton.....W, 24-21 |
| 10/30 at Natchitoches..... W, 23-3 |
| 11/6 at HoughtonL, 27-21 |
| 11/12 vs. ByrdL, 28-7 |
| 11/20 at Airline.....W, 24-14 |
| 11/27 at East AscensionL, 28-14 |

|  <u>Southwood Cowboys</u> |
|---|
| 10/2 at Northwood.....NC 0-0 (df) |
| 10/9 at Captain Shreve L, 51-14 |
| 10/16 at Airline L, 37-0 |
| 10/23 vs. Natchitochescancelled |
| 10/30 at Houghton.....cancelled |
| 11/6 vs. Tioga L, 43-20 |
| 11/13 at Parkway L, 49-27 |
| 11/19 vs. Byrd L, 51-0 |

|  <u>East Ascension Spartans</u> |
|--|
| 10/2 vs. NorthwestW, 21-0 |
| 10/9 at W. EastonW, 30-27 2OT |
| 10/16 vs. St. Charles L, 17-9 |
| 10/23 vs. Catholic BR L, 35-0 |
| 10/30 at Byrd L, 27-20 |
| 11/6 vs. Woodlawn BR ...cancelled |
| 11/12 vs. McKinley.....W, 44-0 |
| 11/21 at St. Amant.....W, 35-32 2OT |
| 11/27 vs. Captain Shreve.. W, 28-14 |
| 12/4 at Acadiana..... L, 42-14 |

|  <u>St. Augustine Knights</u> |
|---|
| 10/2 at Zachary L, 41-32 |
| 10/25 vs. Jesuit..... W, 42-21 |
| 11/1 vs. Edna Karr W, 27-26 |
| 11/7 vs. Rummel L, 31-19 |
| 11/14 at Shaw W, 33-28 |
| 11/19 at Holy Cross..... W, 56-35 |
| 11/27 vs. Holy Cross..... W, 47-14 |
| 12/4 vs. Byrd..... L, 31-14 |

|  <u>John Curtis Patriots</u> |
|--|
| 10/2 at Landry-Walker.....W, 28-0 |
| 10/11 vs. Acadiana.....L, 21-13 |
| 10/17 vs. Edna KarrL, 36-33 |
| 10/22 vs. ShawW, 33-6 |
| 10/31 at Jesuit.....W, 23-16 |
| 11/6 vs. Holy CrossW, 37-3 |
| 11/14 at RummelL, 20-14 |
| 11/20 at Brother Martin.....L, 38-35 |
| 11/27 vs. Shaw W, 2-0 (f) |
| 12/4 at ScotlandvilleW, 34-14 |
| 12/11 at Byrd.....L, 14-13 |

|  <u>Catholic High Bears</u> |
|---|
| 10/2 vs. UniversityW, 27-7 |
| 10/7 vs. Edna KarrL, 34-31 |
| 10/16 vs. St. Thomas More L, 39-38 |
| 10/23 at East AscensionW, 35-0 |
| 10/30 at McKinley.....W, 52-8 |
| 11/6 at RustonW, 48-42 |
| 11/14 vs. Acadiana.....W, 27-21 |
| 11/20 at Woodlawn BRW, 34-27 |
| 12/4 vs.. RummelW, 42-35 |
| 12/11 at Brother Martin...W, 49-31 |
| 12/27 vs. ByrdW, 35-12 |



**2020 BYRD YELLOW JACKETS
FOOTBALL SCHEDULE AND RESULTS
(10-1, 6-0)**

| DATE | OPPONENT | LOCATION | RESULTS |
|---------------|--------------------------------------|--------------------------------|----------------|
| Thu., Oct. 1 | vs. Calvary Cavaliers | Lee Hedges Stadium | W, 35-27 |
| Thu., Oct. 8 | vs. Haughton Buccaneers* | Lee Hedges Stadium | W, 28-10 |
| Fri., Oct. 16 | at Natchitoches Central Chiefs* | Turpin Stadium (Natchitoches) | W, 20-0 |
| Thu., Oct. 22 | vs. Parkway Panthers* | Lee Hedges Stadium (HC) | W, 42-7 |
| Fri., Oct. 30 | vs. East Ascension Spartans | Lee Hedges Stadium | W, 27-20 |
| Fri., Nov. 6 | vs. Airline Vikings* | Independence Stadium | W, 49-28 |
| Thu., Nov. 12 | at Captain Shreve Gators* | Independence Stadium (Visitor) | W, 28-7 |
| Thu., Nov. 19 | at Southwood Cowboys* | Lee Hedges Stadium (Visitor) | W, 51-0 |
| Fri., Dec. 4 | vs. St. Augustine Purple Knights** | Lee Hedges Stadium | W, 31-14 |
| Fri., Dec. 11 | vs. John Curtis Christian Patriots** | Lee Hedges Stadium | W, 14-13 |
| Sun., Dec. 27 | vs. Catholic High Bears** | Turpin Stadium (Natchitoches) | L, 35-12 |

* - District 1-5A games

HC - Homecoming

** - Division I Playoffs





2020 BYRD YELLOW JACKETS TEAM STATISTICS

| SCORE BY QUARTERS | 1st | 2nd | 3rd | 4th | Total |
|---------------------|-----|-----|-----|-----|-------|
| Yellow Jackets..... | 77 | 99 | 69 | 92 | - 337 |
| Opponents..... | 10 | 49 | 42 | 60 | - 161 |

| TEAM STATISTICS | BYRD | OPP |
|------------------------------|-------------|-------------|
| SCORING..... | 337 | 161 |
| Points Per Game..... | 30.6 | 14.6 |
| Points Off Turnovers..... | 56 | 30 |
| FIRST DOWNS..... | 167 | 124 |
| Rushing..... | 137 | 54 |
| Passing..... | 19 | 57 |
| Penalty..... | 11 | 13 |
| RUSHING YARDAGE..... | 2851 | 883 |
| Yards gained rushing..... | 3025 | 1268 |
| Yards lost rushing..... | 174 | 385 |
| Rushing Attempts..... | 515 | 294 |
| Average Per Rush..... | 5.5 | 3.0 |
| Average Per Game..... | 259.2 | 80.3 |
| TDs Rushing..... | 40 | 7 |
| PASSING YARDAGE..... | 529 | 1372 |
| Comp-Att-Int..... | 28-54-1 | 117-234-12 |
| Average Per Pass..... | 9.8 | 5.9 |
| Average Per Catch..... | 18.9 | 11.7 |
| Average Per Game..... | 48.1 | 124.7 |
| TDs Passing..... | 3 | 15 |
| TOTAL OFFENSE..... | 3380 | 2255 |
| Total Plays..... | 569 | 528 |
| Average Per Play..... | 5.9 | 4.3 |
| Average Per Game..... | 307.3 | 205.0 |
| KICK RETURNS: #-Yards..... | 19-501 | 29-410 |
| PUNT RETURNS: #-Yards..... | 12-118 | 3-8 |
| INT RETURNS: #-Yards..... | 12-99 | 1-0 |
| KICK RETURN AVERAGE..... | 26.4 | 14.1 |
| PUNT RETURN AVERAGE..... | 9.8 | 2.7 |
| INT RETURN AVERAGE..... | 8.2 | 0.0 |
| FUMBLES-LOST..... | 25-15 | 14-8 |
| PENALTIES-Yards..... | 69-639 | 51-366 |
| Average Per Game..... | 58.1 | 33.3 |
| PUNTS-Yards..... | 31-1096 | 47-1427 |
| Average Per Punt..... | 35.4 | 30.4 |
| Net punt average..... | 33.8 | 27.9 |
| KICKOFFS-Yards..... | 58-2492 | 36-1290 |
| Average Per Kick..... | 43.0 | 35.8 |
| Net kick average..... | 31.4 | 18.6 |
| TIME OF POSSESSION/Game..... | 26:20 | 21:16 |
| 3RD-DOWN Conversions..... | 49/108 | 30/115 |
| 3rd-Down Pct..... | 45% | 26% |
| 4TH-DOWN Conversions..... | 8/19 | 5/26 |
| 4th-Down Pct..... | 42% | 19% |
| SACKS BY-Yards..... | 20-139 | 5-24 |
| MISC YARDS..... | 0 | 0 |
| TOUCHDOWNS SCORED..... | 48 | 23 |
| FIELD GOALS-ATTEMPTS..... | 1-3 | 1-1 |
| ON-SIDE KICKS..... | 0-0 | 0-0 |
| RED-ZONE SCORES..... | (33-38) 87% | (12-15) 80% |
| RED-ZONE TOUCHDOWNS..... | (32-38) 84% | (11-15) 73% |
| PAT-ATTEMPTS..... | (44-47) 94% | (20-23) 87% |



2020 BYRD YELLOW JACKETS OFFENSIVE STATISTICS

| RUSHING | GP | Att | Gain | Loss | Net | Avg | TD | Long | Avg/G |
|----------------|----|-----|------|------|------|------|----|------|-------|
| V. Thompson | 11 | 152 | 665 | 26 | 639 | 4.2 | 6 | 24 | 58.1 |
| M. Ramsey | 11 | 74 | 565 | 36 | 529 | 7.1 | 4 | 59 | 48.1 |
| W. Berry | 11 | 65 | 549 | 35 | 514 | 7.9 | 11 | 67 | 46.7 |
| J. Little | 11 | 106 | 497 | 7 | 490 | 4.6 | 9 | 48 | 44.5 |
| L. Lambert | 11 | 83 | 495 | 55 | 440 | 5.3 | 6 | 43 | 40.0 |
| J. Allen | 3 | 10 | 137 | 3 | 134 | 13.4 | 2 | 57 | 44.7 |
| K. Humphrey | 9 | 2 | 50 | 0 | 50 | 25.0 | 1 | 50 | 5.6 |
| J. McClure | 5 | 7 | 42 | 1 | 41 | 5.9 | 1 | 19 | 8.2 |
| B. Burrell | 1 | 4 | 11 | 0 | 11 | 2.8 | 0 | 6 | 11.0 |
| T. Nichols | 6 | 5 | 14 | 3 | 11 | 2.2 | 0 | 10 | 1.8 |
| W. Whitman | 1 | 1 | 0 | 0 | 0 | 0.0 | 0 | 0 | 0.0 |
| P. Stephens | 2 | 1 | 0 | 1 | -1 | -1.0 | 0 | 0 | -0.5 |
| TEAM | 7 | 2 | 0 | 2 | -2 | -1.0 | 0 | 0 | -0.3 |
| W. Fox | 2 | 2 | 0 | 2 | -2 | -1.0 | 0 | 0 | -1.0 |
| L. Pons | 1 | 1 | 0 | 3 | -3 | -3.0 | 0 | 0 | -3.0 |
| Total..... | 11 | 515 | 3025 | 174 | 2851 | 5.5 | 40 | 67 | 259.2 |
| Opponents..... | 11 | 294 | 1268 | 385 | 883 | 3.0 | 7 | 42 | 80.3 |

| PASSING | GP | Effic | Cmp-Att-Int | Pct | Yds | TD | Lng | Avg/G |
|----------------|----|--------|-------------|------|------|----|-----|-------|
| L. Lambert | 11 | 155.89 | 27-51-1 | 52.9 | 531 | 3 | 70 | 48.3 |
| L. Pons | 1 | 41.60 | 1-2-0 | 50.0 | -2 | 0 | 0 | -2.0 |
| V. Thompson | 11 | 0.00 | 0-1-0 | 0.0 | 0 | 0 | 0 | 0.0 |
| Total..... | 11 | 148.77 | 28-54-1 | 51.9 | 529 | 3 | 70 | 48.1 |
| Opponents..... | 11 | 110.15 | 117-234-12 | 50.0 | 1372 | 15 | 78 | 124.7 |

| RECEIVING | GP | No. | Yds | Avg | TD | Long | Avg/G |
|----------------|----|-----|------|------|----|------|-------|
| K. Humphrey | 9 | 16 | 298 | 18.6 | 2 | 46 | 33.1 |
| M. Ramsey | 11 | 5 | 46 | 9.2 | 0 | 18 | 4.2 |
| W. Berry | 11 | 4 | 112 | 28.0 | 1 | 70 | 10.2 |
| E. Boer | 2 | 2 | 34 | 17.0 | 0 | 20 | 17.0 |
| J. McClure | 5 | 1 | 39 | 39.0 | 0 | 39 | 7.8 |
| Total..... | 11 | 28 | 529 | 18.9 | 3 | 70 | 48.1 |
| Opponents..... | 11 | 117 | 1372 | 11.7 | 15 | 78 | 124.7 |

| PUNT RETURNS | No. | Yds | Avg | TD | Long |
|----------------|-----|-----|------|----|------|
| K. Humphrey | 9 | 88 | 9.8 | 0 | 21 |
| B. Hermes | 3 | 30 | 10.0 | 0 | 19 |
| Total..... | 12 | 118 | 9.8 | 0 | 21 |
| Opponents..... | 3 | 8 | 2.7 | 0 | 10 |

| INTERCEPTIONS | No. | Yds | Avg | TD | Long |
|----------------|-----|-----|------|----|------|
| B. Hermes | 4 | 48 | 12.0 | 0 | 29 |
| C. Grieder | 3 | 20 | 6.7 | 0 | 20 |
| Jr. Brown | 2 | 0 | 0.0 | 0 | 0 |
| J. Jordan | 1 | 27 | 27.0 | 0 | 27 |
| C. Bruno | 1 | 0 | 0.0 | 0 | 0 |
| Ja. Lacour | 1 | 4 | 4.0 | 0 | 4 |
| Total..... | 12 | 99 | 8.2 | 0 | 29 |
| Opponents..... | 1 | 0 | 0.0 | 0 | 0 |

| KICK RETURNS | No. | Yds | Avg | TD | Long |
|----------------|-----|-----|------|----|------|
| M. Ramsey | 11 | 374 | 34.0 | 3 | 94 |
| T. Nichols | 2 | 15 | 7.5 | 0 | 10 |
| D. Strickland | 2 | 42 | 21.0 | 0 | 37 |
| T. Poland | 1 | 9 | 9.0 | 0 | 9 |
| R. Sepulvado | 1 | 2 | 2.0 | 0 | 2 |
| W. Berry | 1 | 53 | 53.0 | 0 | 53 |
| C. Grieder | 1 | 6 | 6.0 | 0 | 6 |
| Total..... | 19 | 501 | 26.4 | 3 | 94 |
| Opponents..... | 29 | 410 | 14.1 | 0 | 32 |

| FUMBLE RETURNS | No. | Yds | Avg | TD | Long |
|----------------|-----|-----|------|----|------|
| C. Brown | 1 | 15 | 15.0 | 1 | 15 |
| A. Burak | 0 | 0 | 0.0 | 1 | 0 |
| Total..... | 1 | 15 | 15.0 | 2 | 15 |
| Opponents..... | 4 | 5 | 1.2 | 1 | 20 |

| SCORING | TD | FGs | Kick | Rush | Rcv | Pass | DXP | Saf | Points |
|----------------|----|-----|-------|------|-----|------|-----|-----|--------|
| W. Berry | 12 | 0-0 | 0-0 | 0-1 | 0 | 0-0 | 0 | 0 | 72 |
| J. Little | 9 | 0-0 | 0-0 | 0-0 | 0 | 0-0 | 0 | 0 | 54 |
| B. Hermes | 0 | 1-3 | 42-44 | 0-0 | 0 | 0-0 | 0 | 0 | 45 |
| M. Ramsey | 7 | 0-0 | 0-0 | 0-0 | 0 | 0-0 | 0 | 0 | 42 |
| V. Thompson | 6 | 0-0 | 0-0 | 0-0 | 0 | 0-0 | 0 | 0 | 36 |
| L. Lambert | 6 | 0-0 | 0-0 | 0-0 | 0 | 0-0 | 0 | 0 | 36 |
| K. Humphrey | 3 | 0-0 | 0-0 | 0-0 | 0 | 0-0 | 0 | 0 | 18 |
| J. Allen | 2 | 0-0 | 0-0 | 0-0 | 0 | 0-0 | 0 | 0 | 12 |
| A. Burak | 1 | 0-0 | 0-0 | 0-0 | 0 | 0-0 | 0 | 0 | 6 |
| J. McClure | 1 | 0-0 | 0-0 | 0-0 | 0 | 0-0 | 0 | 0 | 6 |
| C. Brown | 1 | 0-0 | 0-0 | 0-0 | 0 | 0-0 | 0 | 0 | 6 |
| TEAM | 0 | 0-0 | 0-0 | 0-0 | 0 | 0-0 | 0 | 1 | 2 |
| M. Hamauei | 0 | 0-0 | 2-3 | 0-0 | 0 | 0-0 | 0 | 0 | 2 |
| Total..... | 48 | 1-3 | 44-47 | 0-1 | 0 | 0-0 | 0 | 1 | 337 |
| Opponents..... | 23 | 1-1 | 20-23 | 0-0 | 0 | 0-0 | 0 | 0 | 161 |

| TOTAL OFFENSE | G | Plays | Rush | Pass | Total | Avg/G |
|----------------|----|-------|------|------|-------|-------|
| L. Lambert | 11 | 134 | 440 | 531 | 971 | 88.3 |
| V. Thompson | 11 | 153 | 639 | 0 | 639 | 58.1 |
| M. Ramsey | 11 | 74 | 529 | 0 | 529 | 48.1 |
| W. Berry | 11 | 65 | 514 | 0 | 514 | 46.7 |
| J. Little | 11 | 106 | 490 | 0 | 490 | 44.5 |
| J. Allen | 3 | 10 | 134 | 0 | 134 | 44.7 |
| K. Humphrey | 9 | 2 | 50 | 0 | 50 | 5.6 |
| J. McClure | 5 | 7 | 41 | 0 | 41 | 8.2 |
| T. Nichols | 6 | 5 | 11 | 0 | 11 | 1.8 |
| B. Burrell | 1 | 4 | 11 | 0 | 11 | 11.0 |
| P. Stephens | 2 | 1 | -1 | 0 | -1 | -0.5 |
| W. Fox | 2 | 2 | -2 | 0 | -2 | -1.0 |
| TEAM | 7 | 2 | -2 | 0 | -2 | -0.3 |
| L. Pons | 1 | 3 | -3 | -2 | -5 | -5.0 |
| Total..... | 11 | 569 | 2851 | 529 | 3380 | 307.3 |
| Opponents..... | 11 | 528 | 883 | 1372 | 2255 | 205.0 |

| ALL PURPOSE | G | Rush | Rec | PR | KOR | IR | Tot | Avg/G |
|----------------|----|------|------|-----|-----|----|------|-------|
| M. Ramsey | 11 | 529 | 46 | 0 | 374 | 0 | 949 | 86.3 |
| W. Berry | 11 | 514 | 112 | 0 | 53 | 0 | 679 | 61.7 |
| V. Thompson | 11 | 639 | 0 | 0 | 0 | 0 | 639 | 58.1 |
| J. Little | 11 | 490 | 0 | 0 | 0 | 0 | 490 | 44.5 |
| L. Lambert | 11 | 440 | 0 | 0 | 0 | 0 | 440 | 40.0 |
| K. Humphrey | 9 | 50 | 298 | 88 | 0 | 0 | 436 | 48.4 |
| J. Allen | 3 | 134 | 0 | 0 | 0 | 0 | 134 | 44.7 |
| J. McClure | 5 | 41 | 39 | 0 | 0 | 0 | 80 | 16.0 |
| B. Hermes | 11 | 0 | 0 | 30 | 0 | 48 | 78 | 7.1 |
| D. Strickland | 3 | 0 | 0 | 0 | 42 | 0 | 42 | 14.0 |
| E. Boer | 2 | 0 | 34 | 0 | 0 | 0 | 34 | 17.0 |
| J. Jordan | 9 | 0 | 0 | 0 | 0 | 27 | 27 | 3.0 |
| C. Grieder | 4 | 0 | 0 | 0 | 6 | 20 | 26 | 6.5 |
| T. Nichols | 6 | 11 | 0 | 0 | 15 | 0 | 26 | 4.3 |
| B. Burrell | 1 | 11 | 0 | 0 | 0 | 0 | 11 | 11.0 |
| T. Poland | 7 | 0 | 0 | 0 | 9 | 0 | 9 | 1.3 |
| Ja. Lacour | 8 | 0 | 0 | 0 | 0 | 4 | 4 | 0.5 |
| R. Sepulvado | 1 | 0 | 0 | 0 | 2 | 0 | 2 | 2.0 |
| P. Stephens | 2 | -1 | 0 | 0 | 0 | 0 | -1 | -0.5 |
| TEAM | 7 | -2 | 0 | 0 | 0 | 0 | -2 | -0.3 |
| W. Fox | 2 | -2 | 0 | 0 | 0 | 0 | -2 | -1.0 |
| L. Pons | 1 | -3 | 0 | 0 | 0 | 0 | -3 | -3.0 |
| Total..... | 11 | 2851 | 529 | 118 | 501 | 99 | 4098 | 372.5 |
| Opponents..... | 11 | 883 | 1372 | 8 | 410 | 0 | 2673 | 243.0 |



2020 BYRD YELLOW JACKETS DEFENSIVE STATISTICS

| DEFENSIVE LEADERS | GP | Tackles | | | | TFL/Yds | -Sacks- | ---Pass Def--- | | | -Fumbles- | | Blkd | |
|-------------------|----|---------|-----|-------|---------|---------|---------|----------------|---------|------|-----------|---------|------|------|
| | | Solo | Ast | Total | | | | No-Yds | Int-Yds | BrUp | QBH | Rcv-Yds | FF | Kick |
| 15 B. Hermes | 11 | 49 | 14 | 63 | 6.0-12 | . | 4-48 | 3 | . | . | . | 1 | . | |
| 23 L. Miletello | 11 | 45 | 16 | 61 | 10.0-51 | 2.5-22 | . | 1 | . | . | . | . | . | |
| 94 C. Bruno | 10 | 37 | 11 | 48 | 4.0-14 | 2.0-6 | 1-0 | . | . | 1-0 | 1 | . | . | |
| 21 J. Jordan | 9 | 39 | 9 | 48 | 1.0-2 | . | 1-27 | 3 | . | . | . | . | . | |
| 1 Jr. Brown | 11 | 23 | 14 | 37 | 5.0-20 | 2.0-12 | 2-0 | 2 | . | . | . | . | . | |
| 53 S. Collins | 10 | 24 | 11 | 35 | 7.0-30 | 2.5-2 | . | . | . | . | 1 | . | . | |
| 99 C. Brown | 8 | 25 | 7 | 32 | 8.0-46 | 5.5-32 | . | . | . | 1-15 | 2 | . | . | |
| 13 R. Todd | 10 | 22 | 8 | 30 | 10.0-39 | 1.0-9 | . | 2 | . | . | . | . | . | |
| 69 D. Dayries | 9 | 12 | 7 | 19 | 5.0-15 | 2.5-6 | . | . | . | . | . | . | . | |
| 6 T. Walker | 8 | 10 | 3 | 13 | . | . | . | . | . | . | . | . | . | |
| 97 Ja. Partington | 7 | 9 | 4 | 13 | 1.0-6 | 1.0-6 | . | . | . | 1-0 | . | . | . | |
| 44 B. Brossette | 9 | 9 | 3 | 12 | 1.0-1 | . | . | 1 | . | . | . | . | . | |
| 8 Ja. Lacour | 8 | 9 | 3 | 12 | 1.0-4 | . | 1-4 | 3 | . | . | . | . | . | |
| 9 T. Poland | 7 | 10 | 1 | 11 | 2.0-5 | 1.0-2 | . | 4 | . | . | . | . | . | |
| 98 W. Anderson | 8 | 6 | 4 | 10 | 1.0-5 | . | . | . | . | . | . | . | . | |
| 51 Sa. Benson | 4 | 8 | . | 8 | 1.0-2 | . | . | 1 | . | . | . | . | . | |
| 35 A. Sollazzo | 6 | 5 | 2 | 7 | 1.0-2 | . | . | . | . | 1-0 | . | . | . | |
| 33 Ju. Partington | 4 | 4 | 2 | 6 | . | . | . | 1 | . | . | . | . | . | |
| 25 C. Grieder | 4 | 3 | 1 | 4 | . | . | 3-20 | 1 | . | . | . | . | . | |
| 18 T. Nichols | 6 | 2 | 1 | 3 | 1.0-13 | 1.0-13 | . | . | . | . | . | . | . | |
| TM TEAM | 7 | 3 | . | 3 | . | . | . | . | . | 3-0 | . | . | 1 | |
| 14 L. Lambert | 11 | 2 | . | 2 | . | . | . | . | . | . | . | . | . | |
| 27 D. Aillet | 1 | 1 | 1 | 2 | . | . | . | . | . | . | . | . | . | |
| 93 B. Belanger | 2 | 2 | . | 2 | 1.0-3 | . | . | . | . | . | . | . | . | |
| 39 C. Jones | 2 | 1 | 1 | 2 | 1.0-1 | . | . | . | . | . | . | . | . | |
| 89 K. Moore | 1 | 1 | . | 1 | 1.0-6 | 1.0-6 | . | . | . | . | . | . | . | |
| 52 T. Walden | 1 | 1 | . | 1 | . | . | . | . | . | . | . | . | . | |
| 26 D. Strickland | 3 | 1 | . | 1 | . | . | . | . | . | . | . | . | . | |
| 96 C. Adcock | 1 | 1 | . | 1 | 1.0-5 | . | . | . | . | . | . | . | . | |
| 37 L. Taylor | 1 | . | 1 | 1 | . | . | . | . | . | . | . | . | . | |
| 49 D. Clark | 1 | 1 | . | 1 | . | . | . | . | . | . | . | . | . | |
| 5 J. Little | 11 | 1 | . | 1 | . | . | . | . | . | . | . | . | . | |
| 91 C. Hamm | 1 | 1 | . | 1 | 1.0-7 | 1.0-7 | . | . | . | . | . | . | . | |
| 54 J. Stratton | 1 | . | 1 | 1 | . | . | . | . | . | . | . | . | . | |
| 17 W. Whitman | 1 | 1 | . | 1 | . | . | . | . | . | . | . | . | . | |
| 32 A. Burak | 1 | 1 | . | 1 | . | . | . | . | . | 1-0 | . | . | . | |
| 3 V. Thompson | 11 | 1 | . | 1 | . | . | . | . | . | . | . | . | . | |
| 4 W. Berry | 11 | 1 | . | 1 | . | . | . | . | . | . | . | . | . | |
| 24 P. Stephens | 2 | . | . | . | . | . | . | 1 | . | . | . | . | . | |
| Total..... | 11 | 371 | 125 | 496 | 70-289 | 20-139 | 12-99 | 23 | . | 8-15 | 4 | 1 | 1 | |
| Opponents..... | 11 | 468 | 151 | 619 | 45-123 | 5-24 | 1-0 | 6 | . | 15-5 | 8 | 1 | . | |

2020 BYRD YELLOW JACKETS KICKING STATISTICS

| FIELD GOALS | FGM-FGA | Pct | 01-19 | 20-29 | 30-39 | 40-49 | 50-99 | Lg | Blk | PUNTING | No. | Yds | Avg | Long | TB | FC | I20 | Blkd |
|---------------|----------------|------|-------|-------|-----------|-------|-------|----|-----|----------------|-----|------|------|------|----|------|------|------|
| B. Hermes | 1-3 | 33.3 | 0-0 | 1-2 | 0-1 | 0-0 | 0-0 | 23 | 0 | V. Thompson | 29 | 1020 | 35.2 | 50 | 2 | 1 | 8 | 0 |
| | | | | | | | | | | M. Hamauei | 1 | 24 | 24.0 | 24 | 0 | 0 | 0 | 0 |
| FG SEQUENCE | Yellow Jackets | | | | OPPONENTS | | | | | L. Lambert | 1 | 52 | 52.0 | 52 | 0 | 0 | 1 | 0 |
| Cavaliers | - | | | | - | | | | | Total..... | 31 | 1096 | 35.4 | 52 | 2 | 1 | 9 | 0 |
| Buccaneers | - | | | | (39) | | | | | Opponents..... | 47 | 1427 | 30.4 | 59 | 0 | 7 | 7 | 0 |
| Chiefs | 32 | | | | | | | | | KICKOFFS | No. | Yds | Avg | TB | OB | Retn | Net | YdLn |
| Panthers | - | | | | | | | | | B. Hermes | 44 | 2070 | 47.0 | 12 | 0 | | | |
| Spartans | - | | | | | | | | | M. Hamauei | 14 | 422 | 30.1 | 1 | 1 | | | |
| Vikings | - | | | | | | | | | Total..... | 58 | 2492 | 43.0 | 13 | 1 | 410 | 31.4 | 28 |
| Gators | - | | | | | | | | | Opponents..... | 36 | 1290 | 35.8 | 6 | 1 | 501 | 18.6 | 41 |
| Cowboys | 28 | | | | | | | | | | | | | | | | | |
| Puple Knights | (23) | | | | | | | | | | | | | | | | | |
| Patriots | - | | | | | | | | | | | | | | | | | |
| Bears | - | | | | | | | | | | | | | | | | | |

Numbers in (parentheses) indicate field goal was made.



2020 BYRD YELLOW JACKETS TEAM SUPERLATIVES

| <u>CATEGORY</u> | <u>HIGH</u> | <u>LOW</u> |
|-------------------------------|-----------------------------------|----------------------------------|
| POINTS SCORED | 51 vs. SOUTHWOOD | 12 vs. CATHOLIC |
| FIRST DOWNS | 20 vs. AIRLINE | 11 vs. EAST ASCENSION, SOUTHWOOD |
| TOTAL YARDS | 408 vs. AIRLINE | 200 vs. JOHN CURTIS |
| TOTAL PLAYS | 59 vs. CALVARY | 30 vs. SOUTHWOOD |
| RUSHING YARDS | 397 vs. AIRLINE | 173 vs. SOUTHWOOD |
| RUSHING ATTEMPTS | 56 vs. ST. AUGUSTINE, JOHN CURTIS | 28 vs. SOUTHWOOD |
| RUSHING TDS | 6 vs. PARKWAY | 1 vs. EAST ASCENSION |
| PASSING YARDS | 115 vs. CATHOLIC | -2 vs. NATCHITOCHEES CENTRAL |
| PASS ATTEMPTS | 15 vs. CATHOLIC | 1 vs. ST. AUGUSTINE |
| PASS COMPLETIONS | 8 vs. CATHOLIC | 0 vs. ST. AUGUSTINE |
| PASSING TDS | 2 vs. EAST ASCENSION | 0 vs. EIGHT TEAMS |
| INTERCEPTIONS | 1 vs. CATHOLIC | 0 vs. 10 TEAMS |
| PUNTS | 5 vs. EAST ASCENSION, JOHN CURTIS | 0 vs. SOUTHWOOD |
| PUNTING AVERAGE (2 PUNTS MIN) | 46.2 vs. CALVARY | 26.8 vs. JOHN CURTIS |
| FUMBLES | 4 vs. HAUGHTON | 0 vs. TWO TEAMS |
| FUMBLES LOST | 2 vs. SIX TEAMS | 0 vs. TWO TEAMS |
| PENALTIES | 10 vs. HAUGHTON | 3 vs. CATHOLIC |
| PENALTY YARDS | 89 vs. HAUGHTON | 35 vs. AIRLINE |

BYRD INDIVIDUAL GAME HIGHS

| <u>CATEGORY</u> | <u>PLAYER</u> |
|-------------------|---|
| RUSH YARDS | 138, MITCHELL RAMSEY vs. EAST ASCENSION |
| RUSH ATTEMPTS | 24, VENZELL THOMPSON vs. TWO TEAMS |
| RUSH TDS | 4, WILLIAM BERRY vs. AIRLINE |
| LONGEST RUSH | 67, WILLIAM BERRY vs. AIRLINE |
| PASS YARDS | 115, LAKE LAMBERT vs. CATHOLIC |
| PASS ATTEMPTS | 15, LAKE LAMBERT vs. CATHOLIC |
| PASS COMPLETIONS | 8, LAKE LAMBERT vs. CATHOLIC |
| PASS TDS | 2, LAKE LAMBERT vs. EAST ASCENSION |
| LONGEST RECEPTION | 70, WILLIAM BERRY vs. EAST ASCENSION |
| RECEIVING YARDS | 83, KELLUM HUMPHREY vs. CATHOLIC |
| RECEPTIONS | 6, KELLUM HUMPHREY vs. CATHOLIC |
| RECEIVING TDS | 1, TWO PLAYERS vs. THREE TEAMS |
| FIELD GOALS | 1, BRAYDEN HERMES vs. ST. AUGUSTINE |
| LONGEST FG | 23, BRAYDEN HERMES vs. ST. AUGUSTINE |
| TACKLES | 11, TWO PLAYERS vs. CATHOLIC |
| TACKLES FOR LOSS | 5, CAMPBELL BROWN vs. AIRLINE |
| SACKS | 5, CAMPBELL BROWN vs. AIRLINE* |
| PASS BREAKUPS | 1, MULTIPLE PLAYERS vs. EIGHT TEAMS |
| INTERCEPTIONS | 3, CHRIS GRIEDER vs. HAUGHTON* |
| FUMBLE RECOVERIES | 1, MULTIPLE PLAYERS vs. SIX TEAMS |

*SCHOOL RECORD

OPPONENT INDIVIDUAL GAME HIGHS

| <u>CATEGORY</u> | <u>PLAYER</u> |
|-------------------|---------------------------------------|
| RUSH YARDS | 105, WALTER SAMUEL, EAST ASCENSION |
| RUSH ATTEMPTS | 18, WALTER SAMUEL, EAST ASCENSION |
| RUSH TDS | 2, TWO PLAYERS, TWO TEAMS |
| LONGEST RUSH | 42, RONTAVIOUS RICHMOND, PARKWAY |
| PASS YARDS | 295, LANDRY LYDDY, CALVARY |
| PASS ATTEMPTS | 36, COLLIN RAINS, HAUGHTON |
| PASS COMPLETIONS | 23, ALEX GARCIA, AIRLINE |
| PASS TDS | 4, LANDRY LYDDY, CALVARY |
| LONGEST RECEPTION | 78, TRE' BENSON, CATHOLIC |
| RECEIVING YARDS | 142, TWO PLAYERS, CALVARY |
| RECEPTIONS | 10, JOSEPH WILSON, CALVARY |
| RECEIVING TDS | 2, FOUR PLAYERS, THREE TEAMS |
| FIELD GOALS | 1, CARTER JENSEN, HAUGHTON |
| LONGEST FG | 39, CARTER JENSEN, HAUGHTON |
| TACKLES | 20, KYLIN WHITE, JOHN CURTIS |
| TACKLES FOR LOSS | 4, TWO PLAYERS, TWO TEAMS |
| SACKS | 1, FIVE PLAYERS, FIVE TEAMS |
| PASS BREAKUPS | 2, KENDRICK BROUSSARD, EAST ASCENSION |
| INTERCEPTIONS | 1, MICHAEL CERNAUSKAS, CATHOLIC |
| FUMBLE RECOVERIES | 1, MULTIPLE PLAYERS, EIGHT TEAMS |

2020 FRIERSON FAMILY PLAYERS OF THE GAME

CALVARY

O: Lake Lambert
D: C. Bruno, L. Miletello
S: Mitchell Ramsey

HAUGHTON

O: William Berry
D: Chris Grieder
S: Brayden Hermes

NATCHITOCHEES CENTRAL

O: Lake Lambert
D: Ryan Todd
S: Michael Hamauei

PARKWAY

O: Jason Little
D: D. Dayries, J. LaCour
S: Brayden Hermes

EAST ASCENSION

O: Lake Lambert
D: C. Brown, B. Hermes
S: Mitchell Ramsey

AIRLINE

O: William Berry
D: Campbell Brown
S: Mitchell Ramsey

CAPTAIN SHREVE

O: Kellum Humphrey
D: Luke Miletello
S: Brayden Hermes

SOUTHWOOD

O: Venzell Thompson
D: Carson Bruno
S: Andrew Burak

ST. AUGUSTINE

O: Offensive Line
D: Purple Swarm Defense
S: Brayden Hermes

JOHN CURTIS

O: Jason Little
D: Carson Bruno
S: Brayden Hermes

CATHOLIC

O: Kellum Humphrey
D: Brayden Hermes
S: William Berry



2020 BYRD YELLOW JACKETS SELECT PLAYERS SEASON AND CAREER HIGHS

#14 Lake Lambert, Quarterback

2020 game highs (*career high*)
Attempts: 15 vs. Catholic (*same*)
Completions: 8 vs. Catholic (*same*)
Yards: 115 vs. Catholic (*same*)
Touchdowns: 2 vs. East Ascension (*same*)
Long: 70 vs. East Ascension (*same*)
Rushes: 11 vs. John Curtis (*same*)
Yards: 96 vs. Parkway (*same*)
Touchdowns: 2 vs. Natchitoches (*same*)
Long: 43 vs. Parkway (*same*)

#11 Kellum Humphrey, Receiver

2020 game highs (*career high*)
Receptions: 6 vs. Catholic (*same*)
Yards: 83 vs. Catholic (*same*)
Touchdowns: 1 vs. two teams (1 vs. four teams)
Long: 46 vs. Southwood (*same*)
Attempts: 0 (1 vs. Natchitoches, 10/3/19)
Completions: 0 (1 vs. Natchitoches, 10/3/19)
Yards: 0 (32 vs. Natchitoches, 10/3/19)
Touchdowns: 0 (*same*)
Rushes: 1 vs. two teams (1 vs. eight teams)
Yards: 50 vs. Captain Shreve (*same*)
Touchdowns: 1 vs. Captain Shreve (*same*)
Long: 50 vs. Captain Shreve (*same*)

#4 William Berry, Wingback

2020 game highs (*career high*)
Rushes: 9 vs. Airline (9 vs. two teams)
Yards: 135 vs. Airline (*same*)
Touchdowns: 4 vs. Airline (*same*)
Long: 67 vs. Airline (*same*)
Receptions: 1 vs. four teams (4 vs. St. Augustine, 11/15/19)
Yards: 70 vs. East Ascension (99 vs. St. Augustine, 11/15/19)
Long: 70 vs. East Ascension (*same*)
Touchdowns: 1 vs. East Ascension (1 vs. two teams)

#3 Venzell Thompson, Fullback / Punter

2020 game highs (*career high*)
Rushes: 24 vs. two teams (24 vs. three teams)
Yards: 112 vs. St. Augustine (125 vs. Airline, 10/25/19)
Touchdowns: 2 vs. Calvary (2 vs. two teams)
Long: 24 vs. Airline (*same*)
Receptions: 0 (1 vs. three teams)
Yards: 0 (10 vs. two teams (*same*))
Long: 0 (10 vs. two teams (*same*))
Touchdowns: 0 (*same*)
Punts: 5 vs. John Curtis (8 vs. West Monroe, 9/13/19)
Long: 50 vs. Calvary (59 vs. Natchitoches, 10/3/19)
Average: 44.3 vs. Calvary (52.0 vs. Southwood, 10/25/19)

#7 Mitchell Ramsey, Wingback

2020 game highs (*career high*)
Rushes: 13 vs. Calvary (*same*)
Yards: 138 vs. East Ascension (*same*)
Long: 59 vs. East Ascension (*same*)
Touchdowns: 1 vs. four teams (1 vs. four teams)
Receptions: 2 vs. Airline (3 vs. Natchitoches, 10/3/19)
Yards: 18 vs. Catholic (75 vs. Parkway, 10/11/19)
Long: 18 vs. Catholic (75 vs. Parkway, 10/11/19)
Touchdowns: 0 (1 vs. two teams)

#5 Jason Little, Fullback

2020 game highs (*career high*)
Rushes: 19 vs. Parkway (*same*)

Yards: 108 vs. Haughton (*same*)
Long: 48 vs. Haughton (*same*)
Touchdowns: 3 vs. Parkway (*same*)

#1 Makarios "Junior" Brown, Linebacker

2020 game highs (*career high*)
Solo: 6 vs. Airline (8 vs. Parkway, 10/11/19)
Assisted: 3 vs. two teams (3 vs. three teams)
Total Tackles: 7 vs. Airline (8 vs. three teams)
Tackles for Loss: 2 vs. St. Augustine (3 vs. three teams)
Sacks: 1 vs. two teams (2 vs. Evangel (P), 11/16/18)
Fumble Recoveries: 0 (1 vs. two teams)
Interceptions: 1 vs. two teams (*same*)

#15 Brayden Hermes, Safety / Kicker

2020 game highs (*career high*)
Solo: 7 vs. St. Augustine (11 vs. Parkway, 10/11/18)
Assisted: 4 vs. Catholic (5 vs. Evangel, 10/18/18)
Total Tackles: 10 vs. Catholic (12 vs. Parkway, 10/11/18)
Interceptions: 2 vs. Catholic (*same*)
Pass Breakups: 1 vs. three teams (2 vs. Sulphur, 9/14/18)
Field Goals: 1 vs. St. Augustine (1 vs. three teams)
Long: 23 vs. St. Augustine (30 vs. Natchitoches, 10/3/19)

#94 Carson Bruno, Defensive Lineman

2020 game highs (*career high*)
Solo: 9 vs. John Curtis (*same*)
Assisted: 2 vs. four teams (5 vs. Captain Shreve, 10/31/19)
Total Tackles: 9 vs. two teams (9 vs. three teams)
Tackles for Loss: 1 vs. three teams (1 vs. seven teams)
Sacks: 1 vs. East Ascension (*same*)
Fumble Recoveries: 1 vs. Southwood (1 vs. four teams, 2018)
Interceptions: 1 vs. John Curtis (*same*)

#98 William Anderson, Defensive Lineman

2020 game highs (*career high*)
Solo: 1 vs. six teams (2 vs. West Monroe, 9/13/19)
Assisted: 2 vs. Natchitoches (*same*)
Total Tackles: 3 vs. Natchitoches (3 vs. two teams)

#25 Chris Grieder, Defensive Back

2020 game highs (*career high*)
Solo: 1 vs. three teams (4 vs. Southwood, 10/5/18)
Assisted: 1 vs. St. Augustine (4 vs. Natchitoches, 10/3/19)
Total Tackles: 2 vs. St. Augustine (6 vs. Natchitoches, 10/3/19)
Tackles for Loss: 0 (2 vs. Southwood, 10/5/18)
Pass Breakups: 0 (1 vs. three teams)
Interceptions: 3 vs. Haughton* (*same*)

#23 Luke Miletello, Linebacker

2020 game highs (*career high*)
Solo: 7 vs. Captain Shreve (*same*)
Assisted: 5 vs. Catholic (*same*)
Total Tackles: 10 vs. Catholic (*same*)
Tackles for Loss: 2 vs. Captain Shreve (4 vs. Natchitoches, 10/13/19)
Sacks: 1 vs. East Ascension (*same*)
Pass Breakups: 1 vs. East Ascension (2 vs. Calvary, 9/19/19)

#53 Stan Collins, Defensive End

2020 game highs (*career high*)
Solo: 4 vs. two teams (*same*)

Assisted: 4 vs. East Ascension (*same*)
Total Tackles: 6 vs. two teams (*same*)
Tackles for Loss: 2 vs. Southwood (*same*)
Sacks: 1 vs. three teams (*same*)

#21 John Jordan, Defensive Back

2020 game highs (*career high*)
Solo: 8 vs. Catholic (*same*)
Assisted: 2 vs. three teams (2 vs. four teams)
Total Tackles: 10 vs. Catholic (*same*)
Tackles for Loss: 1 vs. Natchitoches (1 vs. two teams)
Pass Breakups: 1 vs. three teams (1 vs. five teams)
Interceptions: 1 vs. St. Augustine (1 vs. three teams)

#13 Ryan Todd, Defensive Back

2020 game highs (*career high*)
Solo: 4 vs. three teams (*same*)
Assisted: 2 vs. three teams (*same*)
Total Tackles: 6 vs. St. Augustine (*same*)
Tackles for Loss: 4 vs. Natchitoches (*same*)
Pass Breakups: 1 vs. East Ascension (*same*)

#9 Tyler Poland, Defensive Back

2020 game highs (*career high*)
Solo: 2 vs. three teams (2 vs. four teams)
Assisted: 1 vs. Calvary (1 vs. three teams)
Total Tackles: 2 vs. two teams (2 vs. four teams)
Pass Breakups: 1 vs. three teams (1 vs. four teams)

#8 Ja'Kerryon LaCour Defensive Back

2020 game highs (*career high*)
Solo: 4 vs. Haughton (*same*)
Assisted: 1 vs. two teams (*same*)
Total Tackles: 4 vs. Haughton (*same*)
Tackles for Loss: 1 vs. Parkway (*same*)
Interceptions: 1 vs. Parkway (*same*)
Pass Breakups: 2 vs. East Ascension (*same*)

#6 Travionne Walker, Defensive Back

2020 game highs (*career high*)
Solo: 2 vs. three teams (*same*)
Assisted: 1 vs. three teams (*same*)
Total Tackles: 3 vs. two teams (*same*)

#99 Campbell Brown, Defensive End

2020 game highs (*career high*)
Solo: 8 vs. Airline (*same*)
Assisted: 2 vs. two teams (*same*)
Total Tackles: 9 vs. two teams (*same*)
Tackles for Loss: 5 vs. Airline (*same*)
Sacks: 5 vs. Airline (*same*)**

#51 Sawyer Benson, Linebacker

2020 game highs (*career high*)
Solo: 4 vs. Parkway (*same*)
Assisted: 0 (*same*)
Total Tackles: 4 vs. Parkway (*same*)

#44 Brooks Brossette, Linebacker

2020 game highs (*career high*)
Solo: 2 vs. three teams (*same*)
Assisted: 1 vs. East Ascension (*same*)
Total Tackles: 2 vs. three teams (*same*)
Sacks: 0.5 vs. Haughton (*same*)
Pass Breakups: 1 vs. Airline (*same*)

* tied school record

** new school record