



2020 C.E. BYRD YELLOW JACKETS FOOTBALL GAME NOTES

STATE CHAMPIONS
1926, 1930, 1931, 1933, 1934, 1935, 1937,
1949

STATE RUNNERS-UP
1933, 1943, 1953, 1956, 1962, 2013

DISTRICT CHAMPIONS
1926, 1930, 1931, 1933, 1934, 1935,
1937, 1942, 1949, 1953, 1956, 1960,
1962, 1964, 1993, 1996, 1997, 2002,
2011, 2012, 2014, 2015, 2020

9

ST. AUGUSTINE PURPLE KNIGHTS



DECEMBER 4, 2020 * 6 PM
LEE HEDGES STADIUM * SHREVEPORT, LOUISIANA

C.E. Byrd High School Facts

Located: Shreveport, Louisiana
Renamed: 1925
Enrollment: 1,840
Nickname: Yellow Jackets
Colors: Purple and Gold
District: 1-5A
Stadium: Lee Hedges Stadium
Principal: Gerald "Jerry" Badgley

Coaching Staff

Head Coach/OC: Mike Suggs
Wide Receivers: Dayton Corbett
Tight Ends: Clint Oliver
Offensive Line: Lindsey Bruno
Defensive Coordinator/LB: Stacy Ballew
Defensive Line: James Bradford
Cornerbacks: Jason Pope
Safeties: Wade Leone
Freshmen: Josh Cason, Landon Robinson,
Stirling Brooks, Cody Callicoatte

Yellow Jackets Team Facts

2019 Record 4-7, 4-3
Off. Starters Returning 8
Def. Starters Returning 6
Offensive Multiple Option
Defensive 4-2-5

2020 Schedule and Results

10/1 vs. Calvary W, 35-27
10/8 vs. *Haughton W, 28-10
10/16 at *Natchitoches CentralW, 20-0
10/22 vs. *Parkway (HC)W, 42-7
10/30 vs. East Ascension..... W, 27-20
11/6 vs. *Airline..... W, 49-28
11/12 at *Captain Shreve.....W, 28-7
11/19 at *Southwood.....W, 51-0
12/4 **St. Augustine 6 p.m.

*District 1-5A
(HC) Homecoming
**Division I Playoffs

A FAMILIAR PLAYOFF FOE

On Friday, Dec. 4, the No. 3-seed Byrd Yellow Jackets will face off against a familiar foe in the No. 6-seed St. Augustine Purple Knights in the second round of the LHSAA's Division I Playoffs. Kickoff for the quarterfinal game is set for 6 p.m. at Lee Hedges Stadium.

A LITTLE BIT ABOUT THE TEAMS

The Byrd Yellow Jackets own a 8-0 overall record and are the No. 3 seed in the Division I Playoffs. In the regular season finale, Byrd shut out Southwood 51-0 and captured the District 1-5A title with a 6-0 record. It's the Jackets' first district championship since 2015, and the sixth for head coach Mike Suggs. The St. Augustine Purple Knights are the No. 6 seed and own a 5-2 overall record after last week's 47-14 win over the No. 11 seed Holy Cross Tigers. It was the second straight win for the Knights against the Tigers in consecutive weeks.

LAST TIME OUT

The ninth-ranked Byrd Yellow Jackets shut out the Southwood Cowboys 51-0 in the regular season finale. The Yellow Jackets scored 37 first half points and held the Cowboys to negative 67 yards of total offense to cruise to the easy 51-0 win. Kendell Sampson, Jr., threw three touchdown passes in the first half, and St. Augustine finished off Holy Cross with three touchdowns in the second half to take a 47-14 Division I first-round playoff victory last Friday at Tad Gormley Stadium.

THE SERIES

This will be the third meeting between the Byrd Yellow Jackets and the St. Augustine Purple Knights. St. Augustine has beaten Byrd in both previous meetings, 27-15, in the first round of the 2016 Division I Playoffs and, 45-40, in last year's playoffs. Byrd has an extensive history of facing teams from District 9-5A, also known as "The Catholic League," in the playoffs. In the 116-year history of Shreveport-Byrd football, the Yellow Jackets have played the Jesuit Blue Jays, the Archbishop Rummel Raiders, the Archbishop Shaw Eagles, the Holy Cross Tigers and the St. Augustine Purple Knights in the playoffs. The only regular season matchup against a Catholic League school was the 2019 season opener against Brother Martin. The Yellow Jackets own a 10-10-1 record against Catholic League teams.

THE COACHES

Mike Suggs is in his 23rd season as the head coach at C.E. Byrd. Suggs, who is the school's all-time winningest coach, owns a 165-88 (.652) record as the top Jacket. After guiding Byrd to the Division I title game in 2013, Suggs was named the 2013 Class 5A Coach of Year by the La. Football Coaches Association. An All-State end for the Southwood Cowboys in 1980, he went on to play receiver at Northeast Louisiana University, now ULM. After two years as an assistant at Southwood, he came to Byrd in 1990 as an assistant. In 1998, Suggs replaced Alan Carter to become the 20th head coach in school history. St. Augustine is coached by Nick Foster, who is in his first season as the Purple Knights head coach. Foster was named the Purple Knights head coach on April 1, 2020. It's the first head coaching job for Foster, who served as running backs coach and associate head coach at perennial powerhouse Edna Karr under Brice Brown for five seasons. The Cougars won four consecutive state championships, including 2019, while Foster was there. Foster and Brown were high school teammates and graduated together from Karr in 2004. Foster graduated from the University of Alabama-Birmingham in 2011, and started his coaching career as an assistant coach at Miller-McCoy in 2013.

For more information on all sports at
C.E. Byrd High school visit
www.cebyrdathletics.com





The Suggs Profile

Education

High School: Southwood, 1981
College: Northeast Louisiana University (now UL Monroe), B.S. 1985

Player

All-State end for the Southwood Cowboys
Wide receiver for the NLU Indians (now ULM Warhawks)

Coach

1986-87 - Graduate assistant at NLU; 1987 NCAA Division I-AA National Champions
1988-89 -Assistant coach at Southwood High School
1990-97 - Assistant coach at Byrd High School
1998-2020 - Head coach at Byrd High School

Family

Wife - Sandy
Children - Daughter - Cali; Son - Andrew (both Byrd alums)

Suggs yearly record at Byrd

1998.....	7-4
1999.....	6-5
2000.....	8-3
2001.....	3-6
2002.....	9-4
2003.....	4-5
2004.....	4-5
2005.....	7-5
2006.....	8-4
2007.....	10-2
2008.....	8-3
2009.....	4-6
2010.....	6-5
2011.....	12-1
2012.....	8-3
2013.....	11-2
2014.....	12-1
2015.....	10-2
2016.....	4-7
2017.....	5-5
2018.....	7-3
2019.....	4-7
2020.....	8-0
23 Years.....	165-88

THE SUGGS STORY

For over two decades Mike Suggs has been the head coach of the C.E. Byrd Yellow Jackets. By far the longest tenured coach in the 116-year history of Shreveport-Byrd Yellow Jackets football, Suggs is also the winningest in program history with a record of 165-88 (.652).

The Shreveport native was an All-State end at Southwood High School during some of the greatest years in Cowboys football history. His gridiron talents carried him on to Northeast Louisiana University, now the University of Louisiana Monroe, where he played wide receiver playing for ULM Hall-of-Fame coach Pat Collins. After his playing days, Suggs became a graduate assistant on Collins' staff. In 1987, ULM won the NCAA Division I-AA National Championship with a national-best 13-2 record.

In 1988, he returned to Shreveport and his high school alma mater as an assistant coach. After two seasons with the Cowboys, he was lured to Byrd by new Jackets head coach Alan Carter. It was a bold move by Suggs considering that the Byrd football program had just two winning seasons in the previous 15 years, and was coming off the worst decade in program history, which included a 30-game losing streak from 1983-86. Just how bad were things when Suggs arrived at Byrd, "We didn't have any usable equipment," he said. "When we got there all of our helmets were expired. Luckily, we had a generous booster who donated enough money for us to purchase new helmets and equipment." As the offensive coordinator, Suggs helped Byrd to two undefeated 10-0 regular seasons and two district titles in 1993 and '96. After finishing the 1997 season with a 9-2 record and a third district title, Carter resigned and moved into an administrative role at Byrd. In 1998, Suggs became the 20th head coach in program history.

The dean of area head coaches, Suggs, who's in his 31st year at the Line Avenue school, has built Byrd into one of the preeminent football programs in the area. His teams have become a reflection of their head coach carrying a reputation for being tough, physical and smart.

Byrd has won six district titles under Suggs, the most for one coach in program history. The Jackets have made the playoffs 15 of the last 16 years, the longest run in school history. In 2013, Suggs guided the Yellow Jackets to the Division I State Championship, losing a heartbreaker 23-22 to Archbishop Rummel. Suggs was named the 2013 Class 5A Coach of Year by the Louisiana Football Coaches Association. It was the second time he received the honor. For three consecutive seasons from 2013-15 Suggs' teams posted double-digit wins, which was a first in school history. When the Byrd defeated Parkway 31-13 in 2018, the victory gave Suggs 152 wins in his coaching career. That win moved him past Fair Park coaching legend F.H. Prendergrast for third place on the all-time Caddo-



Bossier wins list.

The 57-year-old Suggs and his wife Sandy, a native of Arnaudville, La., have two children, Cali, and Andrew, both of whom are Byrd alums. Cali is a teacher at South Highlands Elementary School in Shreveport, and Andrew works in the private sector.



Shreveport-Byrd Coaching Records

<u>Coach</u>	<u>Years</u>	<u>W</u>	<u>L</u>	<u>T</u>	<u>Pct</u>
Mike Suggs	1998-2020	165	88	0	.652
H.M. Knilians	1926-34	74	10	5	.860
Lee Dobson	1935-45	72	31	7	.686
Jack Rowan	1946-55	68	40	4	.625
J.D. Cox	1960-67	59	31	2	.655
Alan Carter	1990-97	51	33	0	.607
Jimmy Harrison	1968-76	42	48	2	.467
George Hoy	1923-25	23	4	2	.827
Lee Hedges	1956-59	23	19	3	.544
Jerry Burton	1977-82	23	37	0	.439
E.L. Albersen	1920-22	19	4	5	.768
Unknown	1905-06, '09-11, '13, '18	17	5	3	.740
Boyd Cole	1985-89	11	39	0	.275
S.E. Davies	1914-15	6	5	1	.542
Frank Bridges	1916	4	3	0	.571
Evans	1907	3	2	0	.600
Scovell	1919	2	3	0	.400
Douglas Sentell	1912	1	0	0	1.000
A. Bogard	1917	0	3	1	.125
Tom Cathey	1983-84	0	18	0	.000
Totals	116 Years	663	423	35	.607



2020 District 1-5A Records and Standings

Byrd Yellow Jackets	8-0, 6-0
Haughton Buccaneers.....	7-1, 4-1
Captain Shreve Gators.....	5-4, 5-2
Airline Vikings	3-4, 3-2
Benton Tigers	2-4, 2-3
Parkway Panthers	3-5, 2-4
Southwood Cowboys	0-6, 0-4
Natchitoches Central Chiefs	0-7, 0-5

Recent Results

Haughton 31, Live Oak 3
 Zachary 41, Airline 7
 East Ascension 28, Captain Shreve 14

2020 Byrd vs. Southwood

Byrd	7	30	7	7	- 51
Southwood	0	0	0	0	- 0

- BHS - Jacob McClure 13 run (Braydon Hermes kick)
- BHS - Venzell Thompson 4 run (Hermes kick)
- BHS - Kellum Humphrey 46 pass from Lake Lambert (Hermes kick)
- BHS - Jason Little 5 run (Hermes kick)
- BHS - Safety, team
- BHS - Little 1 run (Hermes kick)
- BHS - Andrew Burak 0 fumble recovery (Hermes kick)
- BHS - Josh Allen 57 run (Hermes kick)

	BHS	SHS
First Downs	11	4
Rushing Yards	28-173	20-(-99)
Passing Yards	85	32
Passes (C-A-I)	2-2-0	5-15-0
Punts-Avg.	0-0-0	3-23.3
Fumbles-Lost	3-1	3-2
Penalties-Yards	5-54	6-26

Individual Leaders

Rushing - BHS: Allen 4-72, Thompson 10-48, McClure 2-16, Mitchell Ramsey 4-12, Tyler Nichols 2-11, Lambert 2-7, Little 3-6, Berry 1-1; SHS: Rodney Thomas 1-7, Joshua Ware 3-4, Damien Beckman 3-(-2), Corinthian Walters 1-(-2), Luis Amable 2-(-33), Dantonian Arkansas 9-(-74).
Passing - BHS: Lambert 2-2-0 85; SHS: Beckman 3-10-0 16, Arkansas 2-5-0 16.
Receiving - BHS: Humphrey 1-46, McClure 1-39; SHS: LeMarkus Barfield 2-12, Zolton Lewis 1-10, Jacques Haney 1-6, Ware 1-4.

YELLOW JACKET STINGERS

This is the 116th season of Yellow Jackets football, 95th as C.E. Byrd...Yellow Jackets football began in 1905 and competed as Shreveport High School through the 1925 season prior to the school's name change in late September of 1925...In those 21 seasons of Shreveport High football, the Yellow Jackets compiled an impressive 75-29-12 record...In the 116-year combined history of Shreveport-Byrd football, the Yellow Jackets have won seven state championships and have been the state runners-up six times...Shreveport-Byrd owns a 663-423-35 (.607) overall won-loss record...Mike Suggs is the school's all-time winningest coach with a 165-88 (.651) record...With its 51-0 win over Southwood, Byrd captured the 2020 District 1-5A crown, and has now won 23 district titles in the school's history...Byrd has won six district titles under Suggs, the most for one coach in school history...Suggs' charges hold a 148-6 record when leading after three quarters...Byrd has made the playoffs 15 of the last 16 years, the longest run in school history...Byrd has participated in the playoffs in 31 different seasons and holds a 31-29-2 record...In 2013, the Jackets reached the state finals for the 13th time in school history and the first time since 1962...For three consecutive seasons from 2013-15 Byrd posted double-digit wins, a first in school history...Suggs holds a 97-44 record in district games in his 23 years...Mitchell Ramsey's 94-yard kickoff return for a touchdown against Calvary was the fourth longest in school history...Jalin Thomas holds the record, which will never be broken, with a 99-yard kickoff return for a touchdown against Haughton in 2017...Ramsey opened the East Ascension game with an 83-yard kickoff return for a touchdown and he returned an onside kick 50 yards for a score against Airline...Ramsey is the first Yellow Jacket to have three kickoff returns for touchdowns in the same season in the Mike Suggs era...Ramsey's three kickoff return touchdowns marks the first time since 2004 that Byrd has had two in a season...Those came in the 2004 season finale when Byrd beat Ouachita 52-42 and had two kickoff returns for touchdowns by two different players to open and close the scoring in that game...The last documented player to have two kickoff returns for touchdowns in a season was Frank Pernici in 1955...Pernici had two 92-yard kickoff returns for touchdowns against Bossier and Bolton in '55...Ramsey's 50-yard return of a Vikings' onside kick for a touchdown marked the third time a Byrd player has returned an onside kick for a touchdown at Independence Stadium - Jaylen McClinton 55 yards vs. Marshall, Texas in 2011 and Ryan Downey 50 yards vs. Bastrop in 2013...Ramsey rushed for 138 yards against East Ascension which is a season high...Chris Grieder's three interceptions against Haughton tied the school record for picks in a game...Grieder tied Nicholas Peoples, who had three interceptions against Parkway in 2011...William Berry's 67-yard run against Airline was the longest of his career...Berry had career-highs in rushing yards with 135 and in touchdowns with four against Airline...Berry's four rushing touchdowns were the most since Charlie Barham had four against Calvary in 2018...Byrd had six rushing touchdowns in its 42-7 win over Parkway which is the most rushing touchdowns since scoring seven against Parkway in 2017...Lake Lambert became the first Jacket quarterback to throw two touchdown passes in a game since Cameron Felt tossed two against Benton in 2019...Byrd had more passing yards (112) than East Ascension (85), which marked the first time this season the Jackets have done that...Byrd had more passing yards in back-to-back games against Natchitoches Central and Parkway in 2019...Campbell Brown's five sacks against Airline broke the modern-day record of 3.5 sacks set by Ryan Anthony in Byrd's 2011 playoff victory over West Jefferson...Brown's five tackles-for-loss against Airline was the most by a Jacket this season...Brown's 15-yard scoop and score against the Vikings marked the first fumble returned for a touchdown by a Jacket since Chris Singleton recovered a fumble in the end zone against Southwood in 2016...Andrew Burak's fumble recovery in the end zone against Southwood was the second of the season...The Purple Swarm Defense held Southwood to -67 yards of total offense which was the fewest yardage allowed since XXX...Byrd's 51-0 blanking of Southwood was the second shutout of the season for the Jackets, which is the most since 2008 when they registered four shutouts...The 51 points scored by the Jackets against the Cowboys was the most points scored by Byrd since beating Barbe 53-14 in the 2015 season opener...Byrd's 8-0 regular season record marks the 11th time since 1926 that the Jackets have finished a regular season without a loss (two seasons had ties - 1937 & '53)...In three of those seasons - 1926, '31 and '37, the Jackets would go on to win a state championship...The undefeated regular season was the third for Byrd under Mike Suggs and its first since 2014...Suggs owns a 15-17 record in the playoffs.

Byrd Yellow Jackets Football on Social Media

 Join the Byrd Yellow Jackets Football - Family, Friends & Fans Group on **Facebook**

Twitter
 Charlie Cavell @VoiceofByrd
 C.E. Byrd High School @CEByrdHigh
 Byrd Football @JacketsByrd



Instagram
 C.E. Byrd High School - cebyrdhighschool
 C.E. Byrd Football - ce.byrdfootball
 Charlie Cavell - VoiceofByrd



Byrd's Record Under Mike Suggs

Points Scored	Won	Loss
60+	3	0
50+	18	0
40+	42	3
30+	39	3
21+	47	16
-20	16	66
	165	88

Yellow Jackets Record by Uniform

Uniform Combo	Won	Loss
Purple pants/Purple jerseys	0	0
Purple pants/White jerseys	0	0
White pants/White jerseys	3	0
White pants/Purple jerseys	5	0
Gold pants/Purple Jerseys	0	0
Gold pants/White jerseys	0	0
	8	0

Yellow Jackets Record by the Toss

Decision	Won	Loss
Win the toss	4	0
Lose the toss	4	0
	8	0

2019 Byrd vs. St. Augustine

Byrd	21	6	7	6	-40
St. Augustine	6	12	6	21	-45

- STA - Albert Quest 77 kickoff return (kick blocked)
- BHS - Cameron Felt 45 run (Levi Holley kick)
- BHS - Felt 64 run (Holley kick)
- BHS - Logan Pons 3 run (Holley kick)
- STA - Quest 7 pass from Kendell Sampson (rush failed)
- STA - Mahmood Bailey 4 run (rush failed)
- BHS - William Berry 65 pass from Felt (kick failed)
- BHS - Berry 13 run (Holley kick)
- STA - Tylie Keasley 22 pass from Sampson (pass failed)
- STA - Bailey 9 run (Jaron Marks kick)
- STA - Taiwan Berryhill 33 fumble recovery (Marks kick)
- BHS - Felt 35 run (kick failed)
- STA - Bailey 33 run (Marks kick)

	BHS	STA
First Downs	23	16
Rushing Yards	54-319	30-147
Passing Yards	128	168
Passes (C-A-I)	5-12-0	16-20-0
Punts-Avg.	3-22.3	2-27.0
Fumbles-Lost	6-3	3-2
Penalties-Yards	5-33	5-35

Individual Leaders

- Rushing** - BHS: Felt 15-191, Berry 8-49, Venzell Thompson 22-48, Mitchell Ramsey 6-25, Kellum Humphrey 1-9, Pons 1-3, Jamarsha Hughlon 1(-6); STA - Bailey 12-72, Justin Doyle 14-62, Sampson 2-7, Quest 2-6.
- Passing** - BHS: Felt 5-12-0 128, Pons 0-0-0 0; STA - Sampson 16-20-0 168.
- Receiving** - BHS: Berry 4-99, Humphrey 1-29; STA: Bailey 4-35, Jaheim Walters 3-61, Joseph Miller 3-24, Keasley 2-27, Quest 2-9, Josh White 1-9, Khi Mathieu 1-3.

SHREVEPORT'S GREAT LAKE

Most have heard of the Great Lakes of North America - Superior, Michigan, Huron, Erie, and Ontario. Shreveport has its own Great Lake, but it isn't a waterway, it's Byrd's sophomore quarterback Lake Lambert. Lambert, who's 6'2", 183 lbs., has been great in leading the Jackets to their first undefeated regular season since 2014. Against Calvary, Lambert had eight carries for 45 yards and touchdown and was 4-for-7 passing for 63 yards. His biggest moment came in the fourth quarter after Calvary had cut the Jackets lead to 28-27. The sophomore signal caller orchestrated a 13-play, 66-yard drive that consumed nearly six and a half minutes of the final frame. An eight-yard Mitchell Ramsey touchdown run capped the drive to give Byrd a 35-27 lead, one that it would not relinquish. He led Byrd to its 28-10 win over Haughton, which snapped the Bucs three-game winning streak. Against Natchitoches Central, Lambert had six carries for 94 yards and scored two touchdowns. His first touchdown was a beautiful 33-yard scamper on an option keeper around the right side where he outran the Chiefs defense. On Byrd's next possession, Lambert had a 38-yard run to the Natchitoches six, setting up his one-yard TD run two plays later. Against East Ascension, Lambert threw for 112 yards and two touchdowns to lead the Jackets to a 27-20 victory over the Spartans. On the season, he has rushed for 356 yards, passed for 396 and has accounted for seven touchdowns.

THIS BERRY IS SO SWEET

No berry has been sweeter for coach Mike Suggs and the Byrd Yellow Jackets than senior wingback William Berry. Berry had a career rushing night in helping lead Byrd to its 49-28 district win over Airline. He had nine carries for 135 yards and four touchdowns, all career highs. His four touchdown output against Airline was the most rushing TDs by a Byrd back since Charlie Barham had four against Calvary in 2018. Against East Ascension, Berry showed his versatility and speed as he gathered in a Lake Lambert pass and outran the Spartans' defense for a 70-yard touchdown, which proved to be the difference in the game. Through eight games, Berry has rushed for 395 yards and has scored 10 touchdowns. A couple of week's ago, Berry was named the Player-of-the-Week by the *Shreveport Times*. Earlier this season, Berry was named to the LHSAA's Composite All-Academic Team, which covers all football playing classifications.

MITCHELL THE MAGNIFICENT

Junior wingback Mitchell Ramsey has been magnificent for the Byrd Yellow Jackets this season. In the season opener against Calvary, Ramsey had a 94-yard kickoff return for a touchdown. The 94-yard return was the fourth longest kickoff return for a touchdown in school history. Against East Ascension, "Mitchell the Magnificent" returned the opening kickoff 83 yards for a touchdown. He added a 50-yard return for a score against Airline. The last documented Byrd player to have two kick returns for touchdowns in a season was Frank Pernici in 1955. Ramsey rushed for a season-high 138 yards against the Spartans. He also had a 58-yard touchdown run and a 59-yard scamper in that game. Through eight games, Ramsey has rushed for 413 yards and leads the team with 773 all-purpose yards. He's second on the team in scoring with seven touchdowns.

LOOKING AHEAD

The winner of the Byrd-St. Augustine game will face the winner of the No. 2 Scotlandville - No. 7 John Curtis game. Semifinals scenario for the Jackets: Byrd wins and Scotlandville wins, the Jackets would travel to Scotlandville to face the Hornets; Byrd wins and John Curtis wins, the Jackets would host the Patriots in Shreveport.

Byrd Career Rushing Leaders

Rk.	Player (Years)	Car.	Yds.	TDs
1.	Justan Gibson (2004-06)	497	3747	47
2.	Arlenzia Jackson (1987-89)	791	3085	31
3.	Brandon Nightingale (1998-00)	477	3044	42
4.	Arnaz Battle (1995-98)	277	2614	49
5.	Charlie Barham (2016-18)	446	2361	28
6.	John Martin Anthony (2006-08)	355	2331	19
7.	Duan Maiden (1990-92)	424	2261	24
8.	Richard Carthon (2008-11)	301	2152	44
9.	Marques Ashley (1994-96)	324	1944	20
10.	Xavier Long (2010-12)	356	1897	27



Yellow Jackets Trends

Byrd's Record In the Months of...

	2020	Suggs
August	0-0	4-1
September	0-0	55-36
October	5-0	72-29
November	3-0	34-20
December	0-0	0-2
	8-0	165-88

Byrd's Non-District Record...

	2020	Suggs
at home	2-0	30-11
on the road	0-0	14-14
neutral	0-0	9-2

Byrd's District Record...

	2020	Suggs
at home	3-0	51-19
on the road	3-0	43-25
neutral	0-0	3-0

Byrd's Playoff Record...

	2020	Suggs
at home	0-0	11-6
on the road	0-0	4-9
neutral	0-0	0-2

Byrd's Record in Games...

	2020	Suggs
Decided by 7 pts or less	1-0	18-5
Decided by 3 pts or less	0-0	17-14
Homecomings	1-0	17-6
Away at night	3-0	62-45
Away during the day	0-0	1-2
Home at night	5-0	92-36
Home during the day	0-0	1-0
Neutral at night	0-0	5-3
Neutral during the day	0-0	2-0
Thursdays	5-0	58-21
Fridays	3-0	99-67
Saturdays	0-0	8-1

Byrd's Record When...

	2020	Suggs
Leading after the 1st quarter	6-0	105-16
Tied after the 1st quarter	2-0	38-18
Leading after the 2nd quarter	6-0	129-11
Tied after the 2nd quarter	2-0	16-5
Leading after the 3rd quarter	8-0	148-6
Tied after the 3rd quarter	0-0	4-3
Trailing after the 1st quarter	0-0	21-53
Trailing after the 2nd quarter	0-0	18-74
Trailing after the 3rd quarter	0-0	11-76
In Overtime games	0-0	3-2

Byrd's Record When Allowing...

	2020	Suggs
14 or fewer points	5-0	99-5
24 or fewer points	1-0	45-19
25+ points	2-0	23-64
Less than 200 total yards	4-0	65-3
Less than 300 total yards	2-0	72-23
Less than 400 total yards	2-0	19-33
400+ total yards	0-0	7-28
100+ yards rushing	3-0	73-78
100+ yards passing	3-0	91-62

THOMPSON THE TERRIFIC RETURNS TO FORM

Senior fullback back Venzell Thompson was terrific for Yellow Jackets last season. In 2019, Thompson rushed for 588 yards and scored five touchdowns. He averaged 84 rushing yards per game and 4.4 yards per carry. This season, Thompson's playing time has been limited due to nagging injuries. Against Captain Shreve, he returned to form with a game-high 80 rushing yards on 17 carries. He had his most productive game of the season against Natchitoches Central as he rushed for 105 yards on 24 carries and he scored Byrd's first touchdown on a 7-yard run. It was the first time since last year's upset of then No. 7 Airline that Thompson had rushed for over 100 yards. Thompson had 10 carries for 48 yards a touchdown in the first half against Southwood. The senior fullback also pulls double-duty as the Jackets' punter. So far this season, he's punted 19 times for a 38-yard average. He's six of his 15 punts downed inside the 20 yard line.

BROWN & MILETELLO DEMO COMPANY

In three of Byrd's final four, senior's Campbell Brown and Luke Miletello have been busy establishing a demolition company. The primary focus of the duo's business is blowing up opposing offenses. In the three games prior to the Southwood game, Brown and Miletello had combined for 46 tackles, including 37 solo stops, 6.5 sacks and 10 tackles-for-loss for 55 yards. Brown, a transfer from Captain Shreve, registered five sacks against Airline, which set the modern-day school record. The previous record was held by Ryan Anthony, who had 3.5 sacks in Byrd's 56-21 playoff victory over West Jefferson in 2011. Brown's five tackles-for-loss against Airline also topped Ryan Todd's previous season-high of four against Natchitoches Central. Miletello, an All-District performer in 2019, moved from defensive back to linebacker in 2020, and Brown, a defensive end, have helped Byrd's Purple Swarm Defense to limit opponents to just 12.4 points per game this season. Brown missed the Southwood game with an injury, but is expected back this week.

HERMES HAS IT

Senior safety Brayden Hermes has the "it" factor that coaches are always talking about. A starter since his sophomore season, Hermes is the leader of Byrd's Purple Swarm Defense. Last season, he had 39 tackles, one tackle-for-loss, one interception, three pass break-ups and three blocked kicks. He has picked up right where he left off last season. Through eight games, he is the team's leading tackler with 40 total tackles. In the opener against Calvary, Hermes broke through the Cavaliers line and blocked Thomas Murray's PAT attempt which kept Byrd in the lead at 28-27. Against East Ascension, Hermes intercepted a Spartan pass which allowed Byrd to run out the clock and win the game. Hermes has 145 career tackles which ranks 10th on the career tackles list. He's tied for eighth on the career interceptions list with four.

JUNIOR IS A SENIOR PLAYMAKER

Throughout his three-year varsity career, senior linebacker Makarios "Junior" Brown has been one of the Purple Swarm Defense's biggest playmakers. Last year, Brown led the team with 64 total tackles, including 55 solo stops. He had 13 tackles-for-loss for 49 yards, which was a career-high, and put him tied for tenth on the single-season leaders list. He also had two sacks for 48 yards, two fumble recoveries and a pass breakup. In his three varsity seasons, Brown has 130 total tackles, 25 tackles-for-loss and 5.5 sacks. His 25 tackles-for-loss ties him for fourth with Paul Dupee on the career leaders list. Against Captain Shreve, Brown had his first career interception. He has verbally committed to the Northwestern State Demons.

Byrd Career Passing Leaders

Rk	Player (Years)	A	C	Int	Yds	TDs
1.	Leon Murray (1992-94)	502	242	27	3493	25
2.	James Johnson (1971)	458	206	25	3442	25
3.	Mark Leonard (1978)	540	236	40	2969	20
4.	Arnaz Battle (1995-97)	227	112	9	2346	27
5.	David Woodley (1975)	355	131	25	2009	12
6.	Collier Thornton (1990-91)	268	121	15	1895	9
7.	Clint Bickham (2006-08)	169	89	10	1605	13
8.	Kenny Jones (1986)	445	154	29	1587	9
9.	David Brookings (1966)	233	95	26	1464	17
10.	Brock Restovich (1997-99)	189	79	8	1341	15

Listen to the Jackets on the radio at AM 1130 The Tiger, 1130thetiger.com, and 1130 The Tiger app





Top Single Game Rushing Performances

Player	Carr	Yds
1. Charles Ball vs. Huntington (1990)	24	407
2. Richard Gay vs. Springhill (1954)	31	364
3. Jalin Thomas vs. Parkway (2017)	27	342
4. Brandon Nightingale vs. Evangel (2000)	21	323
5. Marion Songer vs. Bolton (1953)	16	296
6. Justan Gibson vs. Captain Shreve (2004)	21	255
7. Charlie Barham vs. Captain Shreve (2018)	29	248
8. Charlie Barham vs. Calvary (2018)	14	243
9. Brandon Nightingale vs. Ouachita (2000)	24	241
10. Jerome Bryant vs. BTW (1981)	15	240
11. Brittain White vs. Airline (2007)	25	226
12. Justan Gibson vs. Ouachita (2005)	25	224
13. Justan Gibson vs. Huntington (2005)	20	214
14. Arnaz Battle vs. Airline (1996)	9	211
Duan Maiden vs. Fair Park (1992)	36	211
16. Justan Gibson vs. Holy Cross (2005)	24	210
Jethrie Thornton vs. El Dorado, AR (1984)	20	210

Top Single Game Passing Performances

Player	C-A	Yds
1. James Johnson vs. Captain Shreve (1971)	12-24	330
2. Leon Murray vs. Huntington (1994)	14-17	288
3. James Johnson vs. Westlake (1971)	13-21	261
4. Leon Murray vs. Ruston (1993, P)	10-15	260
5. Arnaz Battle vs. Airline (1995)	4-6	226
6. James Johnson vs. Parkway (1970)	9-16	221
7. Leon Murray vs. Airline (1994)	10-20	215
8. James Johnson vs. Ruston (1970)	16-32	211
9. Mark Leonard vs. Fair Park (1978)	18-27	211
10. James Johnson vs. Southwood (1970)	13-26	210
11. Alex Walton vs. Southwood (2009)	14-29	209
12. Leon Murray vs. Natchitoches (1994)	10-22	208
13. Leon Murray vs. Captain Shreve (1994)	14-28	206
14. Mark Leonard vs. West Monroe (1978)	14-29	202
15. Leon Murray vs. Parkway (1994)	14-26	186
16. Brock Restovich vs. Natchitoches (1998)	10-20	185

Top Single Game Receiving Performances

Player	Rec	Yds
1. Kevin Stevenson vs. Airline (1995)	3	210
2. Bo Flurry vs. Huntington (1994)	6	180
3. Chris Beard vs. Ruston (1994, P)	7	169
4. Isaac Hagins vs. Woodlawn (1970)	7	145
5. Henry Hill vs. Marshall, TX (1980)	6	140
6. Billy Boswell vs. Marshall, TX (1977)	6	138
7. Zarell Sanders vs. Natchitoches (2007)	6	137
8. Keven Stevenson vs. Natchitoches (1994)	3	129
9. Isaac Hagins vs. Airline (1971)	6	127
Isaac Hagins vs. Westlake (1971)	8	127
11. Isaac Hagins vs. Captain Shreve (1971)	4	126
12. Chris Beard vs. Natchitoches (1993)	4	124
13. Robert Dowell vs. Airline (1994)	2	122
14. Joey Jernigan vs. Green Oaks (2015)	3	118
15. John Martin Anthony vs. Ouachita (2008)	5	113
16. Brandon Hudgens vs. Tioga (2010)	2	111
Isaac Hagins vs. Southwood (1970)	4	111

Team Statistical Comparison

	BHS	STA
Points - Average	280-35.0	256-36.6
First Downs - Average	119-14.9	104-14.9
Rushing Attempts -Yards	362-2190	194-1560
Rushing Yards Per Game	273.8	222.86
Passing Yards	394	1463
Passes (C-A-I)	19-36-0	107-191-5
Passing Yards Per Game	49.2	209.0
Total Offensive Yards	2584	3023
Total Plays	398	385
Average Per Game	323.0	431.9
Punts-Average	21-38.0	25-31.8
Fumbles-Lost	18-10	4
Penalties-Yards	5-33	n/a

GRIEDER'S RETURNS AFTER INCREDIBLE FEAT

Senior defensive back Chris Grieder tied a school record by grabbing three interceptions against the Haughton Buccaneers in week two. All three picks were incredible, but what was even more impressive was that Grieder's memorable night came on a broken leg. Grieder's injury actually happened in the Jackets' 35-27 win over Calvary in week one. He returned to action, albeit limited, in the annual "Backyard Brawl" against Captain Shreve as well as in the regular season finale against Southwood.

THE 2020 SCHEDULE, POLLS & MORE

Four of the eight opponents on Byrd's 2020 schedule made the playoffs this season. Calvary, Haughton, Airline and Captain Shreve all made the playoffs, but only the Cavaliers and Buccaneers have advanced past the first round. Calvary defeated St. Martin's Episcopal 45-7, while Haughton beat Live Oak 31-3. The Cavaliers will play host to the Catholic of Point Coupee Hornets in the quarterfinals of the Division IV Playoffs. The Buccaneers will travel to Alexandria to take on the ASH Trojans in the second round of the Class 5A Playoffs. In the final Louisiana Sports Writer's Association poll of the season, the Brother Martin Crusaders, who Byrd was originally supposed to play in the season opener, was the No. 1-ranked team. Archbishop Rummel and Catholic of Baton Rouge were ranked second and third, respectively. Byrd was ranked ninth in the final poll. Six of the 10 teams ranked in the final LSWA poll, including four of the top five, are members of the LHSAA's Division I. All six teams are playing in the quarterfinals this weekend, including Rummel vs. Catholic. Byrd was seventh in the final GeauxPreps.com poll, and sixth in last CrescentCitySports.com poll.

OVER THE AIRWAVES

Byrd football has been broadcast live on AM 1130 The Tiger for over 25 years. Charlie Cavell is in his 23rd season as the "Voice of the Byrd Yellow Jackets" calling the play-by-play action. Former Byrd defensive back Timmy Brown is the color analyst, while Dr. Kirk Martinson provides sideline reports. Former Byrd offensive lineman Carlton Holland and Marc Weddleton are the statisticians. Byrd Football can be heard on AM 1130 The Tiger or by visiting 1130thetiger.com and clicking on the Listen Live button. Smartphone users can download the 1130 The Tiger app and listen to Yellow Jackets Football anywhere. The in-stadium FM frequency for the St. Augustine game is 105.1 FM.

LAST YEAR VERSUS ST. AUGUSTINE

Byrd led St. Augustine 34-24 entering the fourth quarter of last year's first round Division I playoff game. Mahmood Bailey's 33-yard touchdown scamper with 1:53 remaining in the game would give the St. Augustine Purple Knights a 45-40 lead, one they would not relinquish. Bailey's touchdown run, his third of the game, came just 10 seconds after Byrd quarterback Cameron Felt had given the Jackets a 40-38 lead on a 35-yard touchdown run, his third of the game as well. In the final seconds of the game, Byrd had a chance to win but faced fourth down from the St. Augustine 20, but a bad snap ended the game and the season for Byrd.

DID YOU KNOW?

You may know that senior defensive lineman Carson Bruno is a Louisiana Tech commit. However, did you know that Bruno's father is Byrd assistant coach Lindsey Bruno. The elder Bruno was an offensive lineman at Holy Cross and Nicholls State.

Byrd Career Kicking Leaders (ranked by FG)

Rk	Player (Years)	FG	PAT	Long	Points
1.	John Shaughnessy (2007-08)	18	69	56*	123
2.	David Hankins (2004-06)	16	73	49	121
3.	Jake Wyss (2012-14)	13	119	42	158
4.	Ben Eldredge (2007-09)	10	25	42	55
5.	Scotty Roblow (2017-18)	9	59	44	86
	Pete Dupée (2002-03)	9	49	46	76
	Morgan Burke (1991-92)	9	38	36	65
8.	Brandon Menard (2009-11)	7	96	38	117
9	Jake Hanna (1924-26)	7	32		197 (24 TD)
10.	Ben Smith (2016-17)	6	12	44	30

*denotes city and school record

**THE LAST TIME IT HAPPENED...**Kickoff Return for TD

Byrd: 50, Mitchell Ramsey vs. Airline, 11/6/20
Opp: 77, Albert Quest, St. Augustine, 11/14/19

Punt Return for TD

Byrd: 78, Jalin Thomas vs. Barbe, 9/4/15
Opp: 44, Cade Stone, West Monroe, 9/1/12

Blocked Punt Return for TD

Byrd: 12, Krishun Cash vs. Captain Shreve, 10/17/14
Opp: 0, T Gaines, Moss Point, 9/9/17

Interception Return for TD

Byrd: 31, Jayron Small vs. Southwood, 11/7/19
Opp: 15, Kai Thomas, Captain Shreve, 10/31/19

Fumble Recovery Return for TD

Byrd: 0, Andrew Burak vs. Southwood, 11/19/20
Opp: 33, Taiwan Berryhill, St. Augustine, 11/14/19

Safety Recorded

Byrd: Team, punter stepped out of end zone vs. Southwood, 11/19/20
Opp: Ball out of end zone, West Monroe, 10/23/09

Shutout at Home

Byrd: 41-0 vs. Southwood, 10/5/18
Opp: 24-0 vs. West Monroe, 9/13/19 (neutral site)

Shutout on Road

Byrd: 51-0 at Southwood, 11/19/20
Opp: 28-0 at Brother Martin, 9/6/19

Recorded A 2-Point Conversion

Byrd: William Berry rush vs. Southwood, 11/7/19
Opp: Gabe Larry pass to Rontavious Richmond, Parkway, 10/11/19

Blocked A Punt

Byrd: Trent Jones vs. Captain Shreve, 10/17/14
Opp: Laterious Pouncy, Airline, 11/18/11

Blocked A Field Goal or Extra Point

Byrd: Brayden Hermes vs. Calvary, PAT, 10/1/20
Opp: Team, East Ascension, PAT, 10/30/20

Missed An Extra Point Kick

Byrd: 1, Michael Hamaeui vs. East Ascension, 10/30/20
Opp: 1, Logan Kern, East Ascension, 10/30/20

100-Yard Rushing Game

Byrd: 138, Mitchell Ramsey vs. East Ascension, 10/30/20
Opp: 105, Walter Samuel, East Ascension, 10/30/20

200-Yard Rushing Game

Byrd: 248, Charlie Barham vs. Captain Shreve, 9/27/18
Opp: 211, Eric Williams, Parkway, 10/13/17

300-Yard Rushing Game

Byrd: 342, Jalin Thomas vs. Parkway, 10/13/17
Opp: None

100-Yard Passing Game

Byrd: 112, Lake Lambert vs. East Ascension, 10/30/20
Opp: 168, Kendell Sampson, St. Augustine, 11/14/19

200-Yard Passing Game

Byrd: 209, Alex Walton vs. Southwood, 9/24/09
Opp: 233, Alex Garcia, Airline, 11/7/20

300-Yard Passing Game

Byrd: 330, James Johnson vs. Captain Shreve, 1971
Opp: 303, Cade Hart, Calvary, 9/19/19

100-Yard Receiving Game

Byrd: 118, Joey Jernigan vs. Green Oaks, 10/22/15
Opp: 123, Elijah Rochon, Haughton, 10/8/20
107, Michael Williams, Haughton, 10/8/20

200-Yard Receiving Game

Byrd: 210, Kevin Stevenson vs. Airline, 1995
Opp: None

60+ Yard Punt

Byrd: 64, Scotty Roblow vs. Evangel, 11/16/18
Opp: 70, Andrew Doughty, Captain Shreve, 10/26/12

40+ Yard Field Goal

Byrd: 42, Scotty Roblow vs. Captain Shreve, 9/27/18
Opp: 44, Seth Green, Evangel, 11/4/16

3 TDs Scored In A Game (Rush, Pass, Receiving, Return)

Byrd: Jason Little, (3 rush) vs. Parkway, 10/22/20
Opp: Alex Garcia, (3 pass), Airline, 11/7/20

4 TDs Scored In A Game (Rush, Pass, Receiving, Return)

Byrd: William Berry, (4 rush) vs. Airline, 11/7/20
Opp: Landry Lyddy, (4 pass) Calvary, 10/1/20

5+ TDs Scored In A Game (Rush, Pass, Receiving, Return)

Byrd: Xavier Long, (5 rush) vs. West Jefferson, 11/11/11
Opp: Chandler Fields, (5 pass), Rummel, 11/10/17

Three Rushing TDs In A Game

Byrd: Jason Little vs. Parkway, 10/22/20
Opp: Mahmood Bailey, St. Augustine, 11/14/19

Four Rushing TDs In A Game

Byrd: William Berry vs. Airline, 11/7/20
Opp: Lavanta Gipson, Haughton, 9/22/17

Five Rushing TDs In A Game

Byrd: Xavier Long vs. West Jefferson, 11/11/11
Opp: None

Three Passing TDs In A Game

Byrd: Arnaz Battle vs. Airline, 1995
Opp: Alex Garcia, Airline, 11/7/20

Three Receiving TDs In A Game

Byrd: Kevin Stevenson vs. Airline, 1995
Opp: Ja'Marr Chase, Rummel, 11/10/17

Four Passing TDs In A Game

Byrd: Arnaz Battle vs. Airline, 1995
Opp: Landry Lyddy, Calvary, 10/1/20

Four Receiving TDs In A Game

Byrd: None
Opp: Kendrick Aaron, Natchitoches Central, 11/5/10

TD Run 50-59 Yards

Byrd: 57, Josh Allen vs. Southwood, 11/19/20
Opp: 54, Jalen Abraham, Evangel, 11/16/18

TD Run 60-69 Yards

Byrd: 60, William Berry vs. Haughton, 10/8/20
Opp: 63, Devin Simpson, Moss Point, 9/9/17

TD Run 70-79 Yards

Byrd: 70, Javien Wilson vs. Southwood, 10/14/16
Opp: 74, Rovel Young, Airline, 10/25/19

TD Run 80-89 Yards

Byrd: 80, Tysen Hardman vs. East Ascension, 11/21/14
Opp: 80, Chris Smith, Brother Martin, 9/6/19

TD Run 90-99 Yards

Byrd: 92, Louis Mills vs. Bastrop, 9/13/13
Opp: 96, Caylin Demars, Natchitoches, 10/3/19

TD Pass 50-59 Yards

Byrd: 56, Cameron Felt to Lawson Jackson vs. Airline, 10/26/17
Opp: 53, Landry Lyddy to Jordan Wallace, Calvary, 10/1/20

TD Pass 60-69 Yards

Byrd: 65, Cameron Felt to William Berry vs. St. Augustine, 11/14/19
Opp: 64, Landry Lyddy to Joseph Wilson, Calvary, 10/1/20

TD Pass 70-79 Yards

Byrd: 70, Lake Lambert to William Berry vs. East Ascension, 10/30/20
Opp: 77, Landry Lyddy to Jordan Wallace, 10/1/20

TD Pass 80-89 Yards

Byrd: 84, Arnaz Battle to Kevin Stevenson vs. Airline, 1995
Opp: 86, Chase Fourcade to Steven Dunbar, Rummel, 12/12/13

TD Pass 90-99 Yards

Byrd: 98, Edgar Galloway to Dale Sandifer vs. Ruston, 1950
Opp: 90, Darrius Grant to Laderrien Frierson, Captain Shreve, 9/27/18



2020 POINTS OFF TURNOVERS

Byrd-Forced Turnovers

Game 1 • Calvary Cavaliers

Acquired Ensuing Drive Result

None

Game 2 • Houghton Buccaneers

Acquired Ensuing Drive Result

Interception 11 Plays, 80 Yards, 3:39 TOP Touchdown

Game 3 • Natchitoches Central Chiefs

Acquired Ensuing Drive Result

None

Game 4 • Parkway Panthers

Acquired Ensuing Drive Result

Interception 9 Plays, 41 Yards, 4:24 TOP Touchdown

Game 5 • East Ascension Spartans

Acquired Ensuing Drive Result

None

Game 6 • Airline Vikings

Acquired Ensuing Drive Result

Fumble 0 Plays, 0 Yards, 0:00 TOP Touchdown

Game 7 • Captain Shreve Gators

Acquired Ensuing Drive Result

None

Game 8 • Southwood Cowboys

Acquired Ensuing Drive Result

Fumble 1 Plays, 5 Yards, 0:03 TOP Touchdown

Fumble 0 Plays, 0 Yards, 0:00 TOP Touchdown

Game 9 • St. Augustine Purple Knights

Acquired Ensuing Drive Result

2020 Season Totals: 10 Forced Turnovers – 5 TD, 0 FG, 0 Missed FGs, 1 Punts, 2 Turnovers, 2 End of Half, 0 Downs

Opponents-Forced Turnovers

Game 1 • Calvary Cavaliers

Acquired Ensuing Drive Result

Fumble 1 Plays, 77 Yards, 0:15 TOP Touchdown

Game 2 • Houghton Buccaneers

Acquired Ensuing Drive Result

Fumble 5 Plays, 13 Yards, 1:09 TOP Field Goal

Game 3 • Natchitoches Central Chiefs

Acquired Ensuing Drive Result

None

Game 4 • Parkway Panthers

Acquired Ensuing Drive Result

None

Game 5 • East Ascension Spartans

Acquired Ensuing Drive Result

Fumble 4 Plays, 53 Yards, 1:35 TOP Touchdown

Game 6 • Airline Vikings

Acquired Ensuing Drive Result

None

Game 7 • Captain Shreve Gators

Acquired Ensuing Drive Result

None

Game 8 • Southwood Cowboys

Acquired Ensuing Drive Result

Game 9 • St. Augustine Purple Knights

Acquired Ensuing Drive Result

2020 Season Totals: 10 Forced Turnovers – 2 TD, 1 FG, 0 Missed FGs, 2 Punts, 0 Turnovers, 0 End of Half, 5 Downs

BYRD IN PLAYOFFS UNDER MIKE SUGGS			
1998	L, 0-52 at West Monroe	2012	W, 35-24 vs. Rummel
2000	L, 27-30 vs. Neville		L, 21-34 at Carencro
2002	W, 27-7 vs. Jesuit	2013	W, 41-13 vs. Natchitoches
	W, 24-7 at Catholic - BR		L, 21-38 at Barbe
	L, 20-21 OT vs. Rummel		W, 24-0 vs. Shaw
2005	W, 28-22 vs. Holy Cross		W, 14-10 at Holy Cross
	L, 6-49 at Acadiana		L, 22-23 vs. Rummel in Div. I State Championship
2006	W, 34-28 at John Ehret	2014	W, 35-6 vs. Fontainebleau
	L, 15-42 vs. Acadiana		W, 37-20 vs. East Ascension
2007	W, 24-21 vs. Captain Shreve		L, 7-19 at West Monroe
	L, 3-27 at John Ehret	2015	W, 45-9 vs. Fontainebleau
2008	W, 13-0 vs. Airline		L, 41-47 vs. Landry-Walker
	L, 7-20 at Ouachita	2016	L, 15-27 at St. Augustine
2010	L, 13-44 at Ouachita	2017	L, 28-55 vs. Rummel
2011	W, 56-21 vs. West Jefferson	2018	L, 37-17 Evangel
	W, 35-24 at Airline	2019	L, 45-40 St. Augustine
		2020	vs. St. Augustine

Byrd Yellow Jackets in the Playoffs				
FINALS	SEMIS	QUARTERS	SECOND	FIRST
1926	1964	1960	1970	1993
1930	2011	2002	1971	1995
1931		2014	2005	1996
1933		2018	2006	1997
1934		2020	2007	1998
1935			2008	2000
1937			2012	2010
1943			2015	2016
1949				2017
1953				2019
1956				
1962				
2013				



2020 YARDSTICKS

Calvary	0	7	14	6	-27
Byrd	7	14	7	7	-35

BHS - Venzell Thompson 2 run (Brayden Hermes kick)
 BHS - Thompson 5 run (Hermes kick)
 CBA - Joseph Wilson 48 pass from Landry Lyddy (Thomas Murray kick)
 BHS - Mitchell Ramsey 94 kickoff return (Hermes kick)
 CBA - Wilson 64 pass from Lyddy (Murray kick)
 CBA - Jordan Wallace 77 pass from Lyddy (Murray kick)
 BHS - Lake Lambert 6 run (Hermes kick)
 CBA - Wallace 53 pass from Lyddy (kick blocked)
 BHS - Ramsey 8 run (Hermes kick)

	CBA	BHS
First Downs	10	12
Rushing Yards	15-33	51-203
Passing Yards	295	63
Passes (C-A-I)	15-30-0	4-8-0
Punts-Avg.	6-32.8	4-46.2
Fumbles-Lost	0-0	3-2
Penalties-Yards	3-15	7-84

Individual Leaders

Rushing - CBA: Wilson 11-50, Miles Williams 1-6, Lyddy 3-(-23); BHS: William Berry 8-53, Lambert 8-45, Ramsey 13-42, Thompson 14-35, Jason Little 8-28.
Passing - CBA: Lyddy 15-30-0 295; BHS: Lambert 4-7-0 63, Thompson 0-1-0 0.
Receiving - CBA: Wilson 10-142, Wallace 4-142, Roderick Harris 1-11; BHS: Kellum Humphrey 4-63.

Haughton	3	0	0	7	-10
Byrd	7	7	7	7	-28

HHS - Carter Jensen 39 field goal
 BHS - William Berry 60 run (Brayden Hermes kick)
 BHS - Berry 11 run (Hermes kick)
 BHS - Mitchell Ramsey 4 run (Hermes kick)
 BHS - Jason Little 48 run (Hermes kick)
 HHS - Elijah Rochon 23 pass from Collin Rains (Jensen kick)

	HHS	BHS
First Downs	14	18
Rushing Yards	20-(-5)	55-355
Passing Yards	255	30
Passes (C-A-I)	20-36-3	2-3-0
Punts-Avg.	3-36.3	3-41.0
Fumbles-Lost	1-0	4-2
Penalties-Yards	6-49	10-89

Individual Leaders

Rushing - HHS: Keshun English 5-17, Dexter Smith 8-14, Rains 7-(-36); BHS: Little 12-108, Berry 8-98, Ramsey 8-69, Venzell Thompson 12-63, Bryan Burrell 4-11, Lake Lambert 10-5, Tyler Nichols 1-1.
Passing - HHS: Rains 20-36-3 255; BHS: Lambert 2-3-0 30.
Receiving - HHS: Rochon 9-123, Michael Williams 7-107, Coleman Stafford 2-15, John Ecot 2-10; BHS: Berry 1-20, Ramsey 1-10.

Byrd	0	0	7	13	-20
Natchitoches	0	0	0	0	-0

BHS - Venzell Thompson 7 run (Brayden Hermes kick)
 BHS - Lake Lambert 33 run (kick failed)
 BHS - Lambert 1 run (Michael Hamaeui kick)

	BHS	NCHS
First Downs	14	3
Rushing Yards	46-257	29-24
Passing Yards	-2	0
Passes (C-A-I)	1-2-0	0-2-0
Punts-Avg.	1-42.0	5-23.8
Fumbles-Lost	2-1	1-0
Penalties-Yards	6-37	5-27

Individual Leaders

Rushing - BHS: Thompson 24-106, Lambert 6-94, William Berry 5-39, Jason Little 4-15, Jacob McClure 2-4, Tyler Nichols 1-2, Mitchell Ramsey 2-1; NCHS: Logan Lonadier 9-10, Trenton Bradley 6-9, Braylin Demars 3-6, Joe Metoyer 2-3, Caylin Demars 3-3, Colby Raupp 6-(-7).
Passing - BHS: Lambert 0-0-0 0, Logan Pons 1-2-0 (-2); NCHS: Raupp 0-2-0 0.
Receiving - BHS: Berry 1-(-2); NCHS: None.

Parkway	0	0	0	7	-7
Byrd	21	7	7	7	-42

BHS - Jason Little 3 run (Brayden Hermes kick)
 BHS - William Berry 3 run (Hermes kick)
 BHS - Little 4 run (Hermes kick)
 BHS - Little 1 run (Hermes kick)
 BHS - Berry 20 run (Hermes kick)
 BHS - Josh Allen 45 run (Michael Hamaeui kick)
 PHS - Rontavious Richmond 10 run (Aeron Burrell kick)

	PHS	BHS
First Downs	6	16
Rushing Yards	21-88	46-278
Passing Yards	23	71
Passes (C-A-I)	8-16-1	4-7-0
Punts-Avg.	4-37.5	2-38.0
Fumbles-Lost	0-0	0-0
Penalties-Yards	4-25	6-50

Individual Leaders

Rushing - PHS: Richmond 11-64, Jaylan White 3-16, D. Blackwell 1-9, Cannon Link 4-0, J. Saiz 2-(-1); BHS: Lake Lambert 8-96, Allen 5-58, Little 19-56, Berry 3-27, Mitchell Ramsey 5-25, Venzell Thompson 2-17, Jacob McClure 1-3, William Whitman 1-0, Paul Stephens 1-(-1), Tyler Nichols 1-(-3).
Passing - PHS: Link 7-14-1 27, Eli Harper 1-2-0 (-4); BHS: Lambert 4-7-0 71.
Receiving - PHS: Jalun Reed 4-16, Ed Moses 2-10, Richmond 1-1, Ashton Allen 1-(-4); BHS: Humphrey 4-71.

E. Ascension	0	14	0	6	-20
Byrd	14	7	0	6	-27

BHS - Mitchell Ramsey 83 kickoff return (Brayden Hermes kick)
 BHS - Kellum Humphrey 35 pass from Lake Lambert (Hermes kick)
 BHS - Ramsey 58 run (Hermes kick)
 EA - Kendall Washington 21 pass from Troy Dunn (Logan Kern kick)
 EA - Novell Chopin 14 pass from Dunn (Kern kick)
 BHS - William Berry 70 pass from Lambert (kick failed)
 EA - Chopin 3 pass from Dunn (kick failed)

	EA	BHS
First Downs	11	111
Rushing Yards	37-201	39-258
Passing Yards	85	112
Passes (C-A-I)	7-17-1	3-7-0
Punts-Avg.	6-27.8	5-31.6
Fumbles-Lost	1-1	3-2
Penalties-Yards	6-47	9-66

Individual Leaders

Rushing - EA: Walter Samuel 18-105, Dunn 10-92, Keandre Johnson 1-4, Kendall Washington 7-1, Kael Babin 1-(-1); BHS: Ramsey 11-138, Lambert 8-34, Venzell Thompson 9-33, Berry 3-27, Jason Little 7-27.
Passing - EA: Dunn 7-17-1 85; BHS: Lambert 3-7-0 112.
Receiving - EA: Chopin 4-62, Washington 2-29, Samuel 1-(-6); BHS - Berry 1-70, Humphrey 1-35, Ramsey 1-7.

Airline	0	7	7	14	-28
Byrd	21	14	0	14	-49

BHS - Campbell Brown 15 fumble return (Brayden Hermes kick)
 BHS - Venzell Thompson 3 run (Hermes kick)
 BHS - William Berry 11 run (Hermes kick)
 BHS - Berry 14 run (Hermes kick)
 AHS - Jamall Asberry 9 pass from Alex Garcia (Jackson Tinkis kick)
 BHS - Berry 8 run (Hermes kick)
 AHS - Asberry 31 run (Tinkis kick)
 AHS - Devin Bilbo 12 pass from Garcia (Tinkis kick)
 BHS - Berry 20 run (Hermes kick)
 AHS - Bilbo 35 pass from Garcia (Tinkis kick)
 BHS - Mitchell Ramsey 50 kickoff return (Hermes kick)

	AHS	BHS
First Downs	19	20
Rushing Yards	30-100	50-397
Passing Yards	233	11
Passes (C-A-I)	23-35-0	2-4-0
Punts-Avg.	4-28.8	2-32.0
Fumbles-Lost	3-1	2-2
Penalties-Yards	0-0	5-35

Individual Leaders

Rushing - AHS: Asberry 12-71, Michael Johnson 6-23, Bryson Turner 1-5, Garcia 11-1; BHS: Berry 9-135, Jason Little 13-84, Thompson 9-67, Ramsey 8-56, Lake Lambert 8-53, Josh Allen 1-4, Team 2*(-2).
Passing - AHS: Garcia 23-35-0 233; BHS: Lambert 2-4-0 11.
Receiving - AHS: Bilbo 9-90, Asberry 8-59, Daxton Chavez 2-32, Xavion Butler 1-22, Jaylon Jenkins 1-15, Tuner 1-12, Johnson 1-3; BHS - Ramsey 2-11.



2020 YARDSTICKS

Byrd	0	7	7	14	-28
Shreve	0	7	0	0	-7

Byrd	7	30	7	7	-51
Southwood	0	0	0	0	-0

CSH - Ckelby Givens 1 run (Alex Auer kick)
 BHS - William Berry 5 run (Braydon Hermes kick)
 BHS - Mitchell Ramsey 10 run (Hermes kick)
 BHS - Kellum Humphrey 50 run (Hermes kick)
 BHS - Lake Lambert 4 run (Hermes kick)

BHS - Jacob McClure 13 run (Braydon Hermes kick)
 BHS - Venzell Thompson 4 run (Hermes kick)
 BHS - Kellum Humphrey 46 pass from Lake Lambert (Hermes kick)
 BHS - Jason Little 5 run (Hermes kick)
 BHS - Safety, team
 BHS - Little 1 run (Hermes kick)
 BHS - Andrew Burak 0 fumble recovery (Hermes kick)
 BHS - Josh Allen 57 run (Hermes kick)

	BHS	CSH
First Downs	14	13
Rushing Yards	48-271	31-112
Passing Yards	24	68
Passes (C-A-I)	1-3-0	7-20-1
Punts-Avg.	4-35.3	5-38.0
Fumbles-Lost	0-0	1-0
Penalties-Yards	6-58	4-31

	BHS	SHS
First Downs	11	4
Rushing Yards	28-173	20-(-99)
Passing Yards	85	32
Passes (C-A-I)	2-2-0	5-15-0
Punts-Avg.	0-0.0	3-23.3
Fumbles-Lost	3-1	3-2
Penalties-Yards	5-54	6-26

Individual Leaders

Rushing - BHS: Ramesy 9-84, Venzell Thompson 18-79, Humphrey 1-50, Jason Little 5-29, William Berry 7-18, Lambert 8-11; CSH: Samtavious Smith 16-71, Kenyon Terrell 11-41, Givens 3-3, T.J. Lee 1-(-3).

Passing - BHS: Lambert 1-3-0 24; CSH: Terrell 7-20-1 68.

Receiving - BHS: Berry 1-24; CSH: Lee 2-24, William Moore 2-13, Smith 1-12, Braylon Finney 1-10, Ty Smith 1-9.

Individual Leaders

Rushing - BHS: Allen 4-72, Thompson 10-48, McClure 2-16, Mitchell Ramsey 4-12, Tyler Nichols 2-11, Lambert 2-7, Little 3-6, Berry 1-1; SHS: Rodney Thomas 1-7, Joshua Ware 3-4, Damien Beckman 3-(-2), Corinthian Walters 1-(-2), Luis Amable 2-(-33), Dantonian Arkansas 9-(-74).

Passing - BHS: Lambert 2-2-0 85; SHS: Beckman 3-10-0 16, Arkansas 2-5-0 16.

Receiving - BHS: Humphrey 1-46, McClure 1-39; SHS: LeMarkus Barfield 2-12, Zolton Lewis 1-10, Jacques Haney 1-6, Ware 1-4.

2020 DIVISION I PLAYOFF BRACKET

First Round (11/26-28)

- 1 Brother Martin*
Bye
- 9 Jesuit 35
- 8 St. Paul's* 6
- 5 Archbishop Rummel*
Bye
- 4 Catholic - Baton Rouge*
Bye
- 3 C.E. Byrd*
Bye
- 6 St. Augustine* 47
- 11 Holy Cross 14
- 7 John Curtis Christian* 2
- 10 Archbishop Shaw 0
- 2 Scotlandville*
Bye

Quarterfinals (12/3-5)

- 1 Brother Martin*
- 8 Jesuit
- 5 Rummel
- 4 Catholic - Baton Rouge*
- 3 C.E. Byrd*
- 6 St. Augustine
- 7 John Curtis
- 2 Scotlandville*

Semifinals (12/17-18)

Finals (12/26-28)

The LHSAA Prep Classic
 Mercedes-Benz Superdome
 New Orleans, Louisiana



St. Augustine High School Facts

Located: New Orleans, Louisiana (Orleans Parish, 7th Ward)
 Founded: 1951
 Enrollment: 650-700 all boys
 Nickname: Purple Knights
 Colors: Purple and Gold
 District: 9-5A
 Stadium: Tad Gormley Stadium
 President: Kenneth A. St. Charles, Ph.D.
 Principal: Gerald DeBose
 Athletic Director: Barrett L. Rey



Coach

Head Coach: Nick Foster (first season)

Purple Knights Facts

2020 Record.....5-2, 3-1
 Offense.....Spread
 Defense.....4-2-5
 Previous Championships.....1975, 1978, 1979

2020 Schedule & Results

10/2 at Zachary..... L, 41-32
 10/25 vs. Jesuit..... W, 42-21
 11/1 vs. Edna Karr..... W, 27-26
 11/7 vs. Rummel..... L, 31-19
 11/14 at Shaw..... W, 33-28
 11/9 at Holy Cross..... W, 56-35
 11/27 vs. Holy Cross..... W, 47-14
 12/4 at C.E. Byrd..... 6 p.m.



 **Calvary Cavaliers**

10/1 at Byrd L, 35-27
 10/9 at Lincoln PrepW, 59-0
 10/16 vs. Rummel L, 31-13
 10/23 at Clarksville, AR..... W, 42-21
 10/30 at Homer W, 35-21
 11/6 vs. Plain DealingW, 57-6
 11/13 vs. Haynesville W, 56-13
 11/19 vs. Arcadiacancelled
 11/27 vs. St. Martin's.....W, 45-7
 12/4 vs. Catholic - PC 0-0

 **Haughton Buccaneers**

10/2 vs. Woodlawn W, 51-26
 10/8 at Byrd..... L, 28-10
 10/15 at BentonW, 7-0
 10/23 vs. Ouachita W, 14-7
 10/30 vs. Arcadia W, 41-0
 11/6 vs. Captain Shreve.. W, 27-21
 11/13 at Natchitoches W, 31-6
 11/20 vs. Parkway W, 33-13
 11/27 vs. Live Oak W, 31-3
 12/4 at Alexandria 0-0

 **Natchitoches Chiefs**

10/2 vs. LC College Prep ... L, 33-13
 10/9 vs. Airline L, 35-14
 10/16 vs. Byrd L, 20-0
 10/23 at St. Edmund's L, 35-34
 10/30 vs. Captain Shreve..... L, 23-3
 11/6 at Parkway..... L, 30-7
 11/13 vs. Haughton L, 31-6
 11/20 at Benton L, 41-0

 **Parkway Panthers**

10/2 at Alexandria L, 35-12
 10/9 vs. BentonL, 32-26 OT
 10/15 vs. Captain Shreve.... L, 41-20
 10/22 at Byrd..... L, 42-7
 10/30 vs. Woodlawn W, 36-26
 11/6 vs. Natchitoches W, 30-7
 11/13 vs. Southwood..... W, 49-27
 11/20 at Haughton..... L, 33-13

 **Benton Tigers**


10/2 vs. Huntington..... L, 28-27
 10/9 at Parkway.....W, 32-26 OT
 10/16 vs. HaughtonL, 7-0
 10/23 vs. Captain Shreve ... L, 24-21
 10/30 vs. Byrdcancelled
 11/6 at Southwood.....cancelled
 11/13 at Airline L, 31-28
 11/20 vs. Natchitoches.....W, 40-0

 **Airline Vikings**

10/2 vs. Ruston L, 48-14
 10/9 at Natchitoches W, 35-14
 10/16 vs. Southwood W, 37-0
 10/23 at Haughtoncancelled
 10/30 vs. Parkwaycancelled
 11/6 at Byrd..... L, 49-28
 11/13 vs. Benton W, 31-28
 11/20 vs. Captain Shreve.. L, 24-14
 11/27 at Zachary L, 41-7

 **Captain Shreve Gators**


10/2 vs. ScotlandvilleL, 13-9
 10/9 vs. SouthwoodW, 51-14
 10/16 at Parkway..... W, 41-20
 10/23 at Benton.....W, 24-21
 10/30 at Natchitoches..... W, 23-3
 11/6 at HaughtonL, 27-21
 11/12 vs. ByrdL, 28-7
 11/20 at Airline..... W, 24-14
 11/27 at East AscensionL, 28-14

 **Southwood Cowboys**


10/2 at Northwood.....L, 1-0 (df)
 10/9 at Captain Shreve..... L, 51-14
 10/16 at Airline L, 37-0
 10/23 vs. Natchitochescancelled
 10/30 at Haughton.....cancelled
 11/6 vs. Tioga L, 43-20
 11/13 at Parkway L, 49-27
 11/19 vs. Byrd L, 51-0

 **East Ascension Spartans**

10/2 vs. NorthwestW, 21-0
 10/9 at W. EastonW, 30-27 2OT
 10/16 vs. St. Charles L, 17-9
 10/23 vs. Catholic BR L, 35-0
 10/30 at Byrd L, 27-20
 11/6 vs. Woodlawn BR ...cancelled
 11/12 vs. McKinley.....W, 44-0
 11/21 at St. Amant.....W, 35-32 2OT
 11/27 vs. Captain Shreve.. W, 28-14
 12/4 at Acadiana 0-0

 **St. Augustine Knights**

10/2 at Zachary L, 41-32
 10/25 vs. Jesuit W, 42-21
 11/1 vs. Edna Karr W, 27-26
 11/7 vs. Rummel L, 31-19
 11/14 at Shaw W, 33-28
 11/9 at Holy Cross W, 56-35
 11/27 vs. Holy Cross..... W, 47-14
 12/4 vs. Byrd..... 0-0



LHSAA Football Prep Classic
Sat., Dec. 26 - Mon., Dec. 28
Mercedes-Benz Superdome
New Orleans, Louisiana



**2020 BYRD YELLOW JACKETS
FOOTBALL SCHEDULE AND RESULTS
(8-0, 6-0)**

DATE	OPPONENT	LOCATION	RESULTS
Thu., Oct. 1	vs. Calvary Cavaliers	Lee Hedges Stadium	W, 35-27
Thu., Oct. 8	vs. Haughton Buccaneers*	Lee Hedges Stadium	W, 28-10
Fri., Oct. 16	at Natchitoches Central Chiefs*	Turpin Stadium (Natchitoches)	W, 20-0
Thu., Oct. 22	vs. Parkway Panthers*	Lee Hedges Stadium (HC)	W, 42-7
Fri., Oct. 30	vs. East Ascension Spartans	Lee Hedges Stadium	W, 27-20
Fri., Nov. 6	vs. Airline Vikings*	Independence Stadium	W, 49-28
Thu., Nov. 12	at Captain Shreve Gators*	Independence Stadium (Visitor)	W, 28-7
Thu., Nov. 19	at Southwood Cowboys*	Lee Hedges Stadium (Visitor)	W, 51-0
Fri., Dec. 4	vs. St. Augustine Purple Knights**	Lee Hedges Stadium	6 p.m.

* - District 1-5A games

HC - Homecoming

** - Division I Playoffs





2020 BYRD YELLOW JACKETS TEAM STATISTICS

SCORE BY QUARTERS	1st	2nd	3rd	4th	Total
Yellow Jackets.....	77	86	42	75	- 280
Opponents.....	3	35	21	40	- 99

TEAM STATISTICS	BYRD	OPP
SCORING.....	280	99
Points Per Game.....	35.0	12.4
Points Off Turnovers.....	42	17
FIRST DOWNS.....	119	80
Rushing.....	99	33
Passing.....	13	38
Penalty.....	7	9
RUSHING YARDAGE.....	2190	453
Yards gained rushing.....	2317	790
Yards lost rushing.....	127	337
Rushing Attempts.....	362	202
Average Per Rush.....	6.0	2.2
Average Per Game.....	273.8	56.6
TDs Rushing.....	32	3
PASSING YARDAGE.....	394	994
Comp-Att-Int.....	19-36-0	85-172-6
Average Per Pass.....	10.9	5.8
Average Per Catch.....	20.7	11.7
Average Per Game.....	49.2	124.2
TDs Passing.....	3	11
TOTAL OFFENSE.....	2584	1447
Total Plays.....	398	374
Average Per Play.....	6.5	3.9
Average Per Game.....	323.0	180.9
KICK RETURNS: #-Yards.....	15-406	23-331
PUNT RETURNS: #-Yards.....	10-109	3-8
INT RETURNS: #-Yards.....	6-24	0-0
KICK RETURN AVERAGE.....	27.1	14.4
PUNT RETURN AVERAGE.....	10.9	2.7
INT RETURN AVERAGE.....	4.0	0.0
FUMBLES-LOST.....	18-10	10-5
PENALTIES-Yards.....	55-491	34-233
Average Per Game.....	61.4	29.1
PUNTS-Yards.....	21-798	36-1120
Average Per Punt.....	38.0	31.1
Net punt average.....	36.7	28.1
KICKOFFS-Yards.....	47-2041	25-776
Average Per Kick.....	43.4	31.0
Net kick average.....	31.3	14.0
TIME OF POSSESSION/Game.....	26:01	21:59
3RD-DOWN Conversions.....	38/78	17/82
3rd-Down Pct.....	49%	21%
4TH-DOWN Conversions.....	7/13	2/20
4th-Down Pct.....	54%	10%
SACKS BY-Yards.....	19-131	4-20
MISC YARDS.....	0	0
TOUCHDOWNS SCORED.....	40	14
FIELD GOALS-ATTEMPTS.....	0-2	1-1
ON-SIDE KICKS.....	0-0	0-0
RED-ZONE SCORES.....	(24-27) 89%	(8-9) 89%
RED-ZONE TOUCHDOWNS.....	(24-27) 89%	(7-9) 78%
PAT-ATTEMPTS.....	(38-40) 95%	(12-14) 86%



2020 BYRD YELLOW JACKETS OFFENSIVE STATISTICS

RUSHING	GP	Att	Gain	Loss	Net	Avg	TD	Long	Avg/G
V. Thompson	8	97	463	15	448	4.6	5	24	56.0
M. Ramsey	8	59	442	29	413	7.0	4	59	51.6
W. Berry	8	45	423	28	395	8.8	9	67	49.4
J. Little	8	73	363	6	357	4.9	6	48	44.6
L. Lambert	8	55	391	35	356	6.5	4	43	44.5
J. Allen	3	10	137	3	134	13.4	2	57	44.7
K. Humphrey	7	2	50	0	50	25.0	1	50	7.1
J. McClure	3	5	23	0	23	4.6	1	13	7.7
B. Burrell	1	4	11	0	11	2.8	0	6	11.0
T. Nichols	6	5	14	3	11	2.2	0	10	1.8
W. Whitman	1	1	0	0	0	0.0	0	0	0.0
P. Stephens	2	1	0	1	-1	-1.0	0	0	-0.5
TEAM	4	2	0	2	-2	-1.0	0	0	-0.5
W. Fox	2	2	0	2	-2	-1.0	0	0	-1.0
L. Pons	1	1	0	3	-3	-3.0	0	0	-3.0
Total.....	8	362	2317	127	2190	6.0	32	67	273.8
Opponents.....	8	202	790	337	453	2.2	3	42	56.6

PASSING	GP	Effic	Cmp-Att-Int	Pct	Yds	TD	Lng	Avg/G
L. Lambert	8	185.35	18-33-0	54.5	396	3	70	49.5
L. Pons	1	41.60	1-2-0	50.0	-2	0	0	-2.0
V. Thompson	8	0.00	0-1-0	0.0	0	0	0	0.0
Total.....	8	172.21	19-36-0	52.8	394	3	70	49.2
Opponents.....	8	112.09	85-172-6	49.4	994	11	77	124.2

RECEIVING	GP	No.	Yds	Avg	TD	Long	Avg/G
K. Humphrey	7	10	215	21.5	2	46	30.7
W. Berry	8	4	112	28.0	1	70	14.0
M. Ramsey	8	4	28	7.0	0	10	3.5
J. McClure	3	1	39	39.0	0	39	13.0
Total.....	8	19	394	20.7	3	70	49.2
Opponents.....	8	85	994	11.7	11	77	124.2

PUNT RETURNS	No.	Yds	Avg	TD	Long
K. Humphrey	8	88	11.0	0	21
B. Hermes	2	21	10.5	0	19
Total.....	10	109	10.9	0	21
Opponents.....	3	8	2.7	0	10

INTERCEPTIONS	No.	Yds	Avg	TD	Long
C. Grieder	3	20	6.7	0	20
B. Hermes	1	0	0.0	0	0
Jr. Brown	1	0	0.0	0	0
Ja. Lacour	1	4	4.0	0	4
Total.....	6	24	4.0	0	20
Opponents.....	0	0	0.0	0	0

KICK RETURNS	No.	Yds	Avg	TD	Long
M. Ramsey	8	332	41.5	3	94
T. Nichols	2	15	7.5	0	10
D. Strickland	2	42	21.0	0	37
T. Poland	1	9	9.0	0	9
R. Sepulvado	1	2	2.0	0	2
C. Grieder	1	6	6.0	0	6
Total.....	15	406	27.1	3	94
Opponents.....	23	331	14.4	0	32

FUMBLE RETURNS	No.	Yds	Avg	TD	Long
C. Brown	1	15	15.0	1	15
A. Burak	0	0	0.0	1	0
Total.....	1	15	15.0	2	15
Opponents.....	2	-6	-3.0	0	0

SCORING	TD	FGs	Kick	Rush	Rcv	Pass	DXP	Saf	Points
W. Berry	10	0-0	0-0	0-0	0	0-0	0	0	60
M. Ramsey	7	0-0	0-0	0-0	0	0-0	0	0	42
J. Little	6	0-0	0-0	0-0	0	0-0	0	0	36
B. Hermes	0	0-2	36-37	0-0	0	0-0	0	0	36
V. Thompson	5	0-0	0-0	0-0	0	0-0	0	0	30
L. Lambert	4	0-0	0-0	0-0	0	0-0	0	0	24
K. Humphrey	3	0-0	0-0	0-0	0	0-0	0	0	18
J. Allen	2	0-0	0-0	0-0	0	0-0	0	0	12
A. Burak	1	0-0	0-0	0-0	0	0-0	0	0	6
J. McClure	1	0-0	0-0	0-0	0	0-0	0	0	6
C. Brown	1	0-0	0-0	0-0	0	0-0	0	0	6
M. Hamauei	0	0-0	2-3	0-0	0	0-0	0	0	2
TEAM	0	0-0	0-0	0-0	0	0-0	0	1	2
Total.....	40	0-2	38-40	0-0	0	0-0	0	1	280
Opponents.....	14	1-1	12-14	0-0	0	0-0	0	0	99

TOTAL OFFENSE	G	Plays	Rush	Pass	Total	Avg/G
L. Lambert	8	88	356	396	752	94.0
V. Thompson	8	98	448	0	448	56.0
M. Ramsey	8	59	413	0	413	51.6
W. Berry	8	45	395	0	395	49.4
J. Little	8	73	357	0	357	44.6
J. Allen	3	10	134	0	134	44.7
K. Humphrey	7	2	50	0	50	7.1
J. McClure	3	5	23	0	23	7.7
B. Burrell	1	4	11	0	11	11.0
T. Nichols	6	5	11	0	11	1.8
P. Stephens	2	1	-1	0	-1	-0.5
W. Fox	2	2	-2	0	-2	-1.0
TEAM	4	2	-2	0	-2	-0.5
L. Pons	1	3	-3	-2	-5	-5.0
Total.....	8	398	2190	394	2584	323.0
Opponents.....	8	374	453	994	1447	180.9

ALL PURPOSE	G	Rush	Rec	PR	KOR	IR	Tot	Avg/G
M. Ramsey	8	413	28	0	332	0	773	96.6
W. Berry	8	395	112	0	0	0	507	63.4
V. Thompson	8	448	0	0	0	0	448	56.0
J. Little	8	357	0	0	0	0	357	44.6
L. Lambert	8	356	0	0	0	0	356	44.5
K. Humphrey	7	50	215	88	0	0	353	50.4
J. Allen	3	134	0	0	0	0	134	44.7
J. McClure	3	23	39	0	0	0	62	20.7
D. Strickland	3	0	0	0	42	0	42	14.0
T. Nichols	6	11	0	0	15	0	26	4.3
C. Grieder	2	0	0	0	6	20	26	13.0
B. Hermes	8	0	0	21	0	0	21	2.6
B. Burrell	1	11	0	0	0	0	11	11.0
T. Poland	5	0	0	0	9	0	9	1.8
Ja. Lacour	6	0	0	0	0	4	4	0.7
R. Sepulvado	1	0	0	0	2	0	2	2.0
P. Stephens	2	-1	0	0	0	0	-1	-0.5
TEAM	4	-2	0	0	0	0	-2	-0.5
W. Fox	2	-2	0	0	0	0	-2	-1.0
L. Pons	1	-3	0	0	0	0	-3	-3.0
Total.....	8	2190	394	109	406	24	3123	390.4
Opponents.....	8	453	994	8	331	0	1786	223.2



2020 BYRD YELLOW JACKETS DEFENSIVE STATISTICS

DEFENSIVE LEADERS	GP	Tackles			TFL/Yds	Sacks	Pass Def			Fumbles		Blkd	
		Solo	Ast	Total			No-Yds	Int-Yds	BrUp	QBH	Rcv-Yds	FF	Kick
15 B. Hermes	8	30	10	40	4.0-9	.	1-0	3	.	.	.	1	.
23 L. Miletello	8	29	8	37	7.0-35	2.5-22	.	1
99 C. Brown	5	21	6	27	7.0-39	5.5-32	.	.	.	1-15	1	.	.
94 C. Bruno	7	20	7	27	4.0-14	1.5-6	.	.	.	1-0	1	.	.
53 S. Collins	8	19	8	27	5.0-24	2.5-2
1 Jr. Brown	8	18	8	26	3.0-11	1.0-4	1-0	1
21 J. Jordan	6	21	2	23	1.0-2	.	.	3
13 R. Todd	7	18	3	21	9.0-37	1.0-9	.	2
69 D. Dayries	6	8	5	13	4.0-14	2.5-6
97 Ja. Partington	6	8	4	12	1.0-6	1.0-6	.	.	.	1-0	.	.	.
8 Ja. Lacour	6	8	2	10	1.0-4	.	1-4	3
44 B. Brossette	7	8	1	9	1.0-1	.	.	1
6 T. Walker	5	7	2	9
9 T. Poland	5	7	1	8	2.0-5	1.0-2	.	4
35 A. Sollazzo	6	5	2	7	1.0-2	1-0	.	.	.
98 W. Anderson	5	5	2	7	1.0-5
51 Sa. Benson	3	7	.	7	.	.	.	1
33 Ju. Partington	4	4	2	6	.	.	.	1
18 T. Nichols	6	2	1	3	1.0-13	1.0-13
93 B. Belanger	2	2	.	2	1.0-3
TM TEAM	4	2	.	2	1
27 D. Aillet	1	1	1	2
49 D. Clark	1	1	.	1
39 C. Jones	1	1	.	1	1.0-1
3 V. Thompson	8	1	.	1
54 J. Stratton	1	.	1	1
91 C. Hamm	1	1	.	1	1.0-7	1.0-7
4 W. Berry	8	1	.	1
52 T. Walden	1	1	.	1
17 W. Whitman	1	1	.	1
14 L. Lambert	8	1	.	1
5 J. Little	8	1	.	1
89 K. Moore	1	1	.	1	1.0-6	1.0-6
26 D. Strickland	3	1	.	1
32 A. Burak	1	1	.	1	1-0	.	.	.
34 W. Fox	2	.	1	1
25 C. Grieder	2	1	.	1	.	.	3-20	1
24 P. Stephens	2	1
Total.....	8	263	77	340	56-238	19-131	6-24	22	.	5-15	2	1	1
Opponents.....	8	330	112	442	37-95	4-20	.	5	.	10--6	6	.	.

2020 BYRD YELLOW JACKETS KICKING STATISTICS

FIELD GOALS	FGM-FGA	Pct	01-19	20-29	30-39	40-49	50-99	Lg	Blk	PUNTING	No.	Yds	Avg	Long	TB	FC	I20	Blkd
B. Hermes	0-2	0.0	0-0	0-1	0-1	0-0	0-0	0	0	V. Thompson	19	722	38.0	50	1	1	6	0
										L. Lambert	1	52	52.0	52	0	0	1	0
FG SEQUENCE	Yellow Jackets			OPPONENTS						M. Hamauei	1	24	24.0	24	0	0	0	0
Cavaliers	-									Total.....	21	798	38.0	52	1	1	7	0
Buccaneers	-				(39)					Opponents.....	36	1120	31.1	59	0	7	6	0
Chiefs	32									KICKOFFS	No.	Yds	Avg	TB	OB	Retn	Net	YdLn
Panthers	-									B. Hermes	34	1653	48.6	11	0			
Spartans	-									M. Hamauei	13	388	29.8	1	1			
Vikings	-									Total.....	47	2041	43.4	12	1	331	31.3	28
Gators	-									Opponents.....	25	776	31.0	1	1	406	14.0	46
Cowboys	28																	

Numbers in (parentheses) indicate field goal was made.



2020 BYRD YELLOW JACKETS TEAM SUPERLATIVES

<u>CATEGORY</u>	<u>HIGH</u>	<u>LOW</u>
POINTS SCORED	51 VS. SOUTHWOOD	20 VS. NATCHITOCHE CENTRAL
FIRST DOWNS	20 VS. AIRLINE	11 VS. EAST ASCENSION, SOUTHWOOD
TOTAL YARDS	408 VS. AIRLINE	255 VS. NATCHITOCHE CENTRAL
TOTAL PLAYS	59 VS. CALVARY	30 VS. SOUTHWOOD
RUSHING YARDS	397 VS. AIRLINE	173 VS. SOUTHWOOD
RUSHING ATTEMPTS	55 VS. HAUGHTON	28 VS. SOUTHWOOD
RUSHING TDS	6 VS. PARKWAY	1 VS. EAST ASCENSION
PASSING YARDS	112 VS. EAST ASCENSION	-2 VS. NATCHITOCHE CENTRAL
PASS ATTEMPTS	8 VS. CALVARY	2 VS. NATCHITOCHE CENTRAL
PASS COMPLETIONS	4 VS. PARKWAY, CALVARY	1 VS. TWO TEAMS
PASSING TDS	2 VS. EAST ASCENSION	0 VS. FIVE TEAMS
INTERCEPTIONS	0	0 VS. EIGHT TEAMS
PUNTS	5 VS. EAST ASCENSION	0 VS. SOUTHWOOD
PUNTING AVERAGE (2 PUNTS MIN)	46.2 VS. CALVARY	31.6 VS. EAST ASCENSION
FUMBLES	4 VS. HAUGHTON	0 VS. TWO TEAMS
FUMBLES LOST	2 VS. FOUR TEAMS	0 VS. TWO TEAMS
PENALTIES	10 VS. HAUGHTON	5 VS. AIRLINE, SOUTHWOOD
PENALTY YARDS	89 VS. HAUGHTON	35 VS. AIRLINE

BYRD INDIVIDUAL GAME HIGHS

<u>CATEGORY</u>	<u>PLAYER</u>
RUSH YARDS	138, MITCHELL RAMSEY VS. EAST ASCENSION
RUSH ATTEMPTS	24, VENZELL THOMPSON VS. NATCHITOCHE
RUSH TDS	4, WILLIAM BERRY VS. AIRLINE
LONGEST RUSH	67, WILLIAM BERRY VS. AIRLINE
PASS YARDS	112, LAKE LAMBERT VS. EAST ASCENSION
PASS ATTEMPTS	7, LAKE LAMBERT VS. THREE TEAMS
PASS COMPLETIONS	4, LAKE LAMBERT VS. PARKWAY, CALVARY
PASS TDS	2, LAKE LAMBERT VS. EAST ASCENSION
LONGEST RECEPTION	70, WILLIAM BERRY VS. EAST ASCENSION
RECEIVING YARDS	71, KELLUM HUMPHREY VS. PARKWAY
RECEPTIONS	4, KELLUM HUMPHREY VS. PARKWAY, CALVARY
RECEIVING TDS	1, TWO PLAYERS VS. TWO TEAMS
FIELD GOALS	0
LONGEST FG	0
TACKLES	9, CAMPBELL BROWN VS. TWO TEAMS
TACKLES FOR LOSS	5, CAMPBELL BROWN VS. AIRLINE
SACKS	5, CAMPBELL BROWN VS. AIRLINE*
PASS BREAKUPS	1, MULTIPLE PLAYERS VS. EIGHT TEAMS
INTERCEPTIONS	3, CHRIS GRIEDER VS. HAUGHTON*
FUMBLE RECOVERIES	1, MULTIPLE PLAYERS VS. FOUR TEAMS

*SCHOOL RECORD

OPPONENT INDIVIDUAL GAME HIGHS

<u>CATEGORY</u>	<u>PLAYER</u>
RUSH YARDS	105, WALTER SAMUEL, EAST ASCENSION
RUSH ATTEMPTS	18, WALTER SAMUEL, EAST ASCENSION
RUSH TDS	1, THREE PLAYERS, THREE TEAMS
LONGEST RUSH	42, RONTAVIOUS RICHMOND, PARKWAY
PASS YARDS	295, LANDRY LYDDY, CALVARY
PASS ATTEMPTS	36, COLLIN RAINS, HAUGHTON
PASS COMPLETIONS	23, ALEX GARCIA, AIRLINE
PASS TDS	4, LANDRY LYDDY, CALVARY
LONGEST RECEPTION	77, JORDAN WALLACE, CALVARY
RECEIVING YARDS	142, TWO PLAYERS, CALVARY
RECEPTIONS	10, JOSEPH WILSON, CALVARY
RECEIVING TDS	2, FOUR PLAYERS, THREE TEAMS
FIELD GOALS	1, CARTER JENSEN, HAUGHTON
LONGEST FG	39, CARTER JENSEN, HAUGHTON
TACKLES	19, JAKE ST. ANDRE, HAUGHTON
TACKLES FOR LOSS	4, TWO PLAYERS, TWO TEAMS
SACKS	1, FOUR PLAYERS, FOUR TEAMS
PASS BREAKUPS	2, KENDRICK BROUSSARD, EAST ASCENSION
INTERCEPTIONS	0
FUMBLE RECOVERIES	1, MULTIPLE PLAYERS, FIVE TEAMS

2020 FRIERSON FAMILY PLAYERS OF THE GAME

<u>CALVARY</u>	<u>HAUGHTON</u>	<u>NATCHITOCHE CENTRAL</u>	<u>PARKWAY</u>	<u>EAST ASCENSION</u>
O: Lake Lambert	O: William Berry	O: Lake Lambert	O: Jason Little	O: Lake Lambert
D: C. Bruno, L. Miletello	D: Chris Grieder	D: Ryan Todd	D: D. Dayries, J. LaCour	D: C. Brown, B. Hermes
S: Mitchell Ramsey	S: Brayden Hermes	S: Michael Hamauei	S: Brayden Hermes	S: Mitchell Ramsey
<u>AIRLINE</u>	<u>CAPTAIN SHREVE</u>	<u>SOUTHWOOD</u>	<u>ST. AUGUSTINE</u>	
O: William Berry	O: Kellum Humphrey	O: Venzell Thompson	O:	
D: Campbell Brown	D: Luke Miletello	D: Carson Bruno	D:	
S: Mitchell Ramsey	S: Brayden Hermes	S: Andrew Burak	S:	



2020 BYRD YELLOW JACKETS SELECT PLAYERS SEASON AND CAREER HIGHS

#14 Lake Lambert, Quarterback

2020 game highs (*career high*)
Attempts: 7 vs. three teams (*same*)
Completions: 4 vs. two teams (*same*)
Yards: 112 vs. East Ascension (*same*)
Touchdowns: 2 vs. East Ascension (*same*)
Long: 70 vs. East Ascension (*same*)
Rushes: 10 vs. Haughton (*same*)
Yards: 96 vs. Parkway (*same*)
Touchdowns: 2 vs. Natchitoches (*same*)
Long: 43 vs. Parkway (*same*)

#11 Kellum Humphrey, Receiver

2020 game highs (*career high*)
Receptions: 4 vs. two teams (*same*)
Yards: 71 vs. Parkway (*same*)
Touchdowns: 1 vs. two teams (1 vs. four teams)
Long: 46 vs. Southwood (*same*)
Attempts: 0 (1 vs. Natchitoches, 10/3/19)
Completions: 0 (1 vs. Natchitoches, 10/3/19)
Yards: 0 (32 vs. Natchitoches, 10/3/19)
Touchdowns: 0 (*same*)
Rushes: 1 vs. two teams (1 vs. eight teams)
Yards: 50 vs. Captain Shreve (*same*)
Touchdowns: 1 vs. Captain Shreve (*same*)
Long: 50 vs. Captain Shreve (*same*)

#4 William Berry, Wingback

2020 game highs (*career high*)
Rushes: 9 vs. Airline (9 vs. two teams)
Yards: 135 vs. Airline (*same*)
Touchdowns: 4 vs. Airline (*same*)
Long: 67 vs. Airline (*same*)
Receptions: 1 vs. four teams (4 vs. St. Augustine, 11/15/19)
Yards: 70 vs. East Ascension (99 vs. St. Augustine, 11/15/19)
Long: 70 vs. East Ascension (*same*)
Touchdowns: 1 vs. East Ascension (1 vs. two teams)

#3 Venzell Thompson, Fullback / Punter

2020 game highs (*career high*)
Rushes: 24 vs. Natchitoches (24 vs. two teams)
Yards: 105 vs. Natchitoches (125 vs. Airline, 10/25/19)
Touchdowns: 2 vs. Calvary (2 vs. two teams)
Long: 24 vs. Airline (*same*)
Receptions: 0 (1 vs. three teams)
Yards: 0 (10 vs. two teams (*same*))
Long: 0 (10 vs. two teams (*same*))
Touchdowns: 0 (*same*)
Punts: 4 vs. Captain Shreve (8 vs. West Monroe, 9/13/19)
Long: 50 vs. Calvary (59 vs. Natchitoches, 10/3/19)
Average: 44.3 vs. Calvary (52.0 vs. Southwood, 10/25/19)

#7 Mitchell Ramsey, Wingback

2020 game highs (*career high*)
Rushes: 13 vs. Calvary (*same*)
Yards: 138 vs. East Ascension (*same*)
Long: 59 vs. East Ascension (*same*)
Touchdowns: 1 vs. four teams (1 vs. four teams)
Receptions: 2 vs. Airline (3 vs. Natchitoches, 10/3/19)
Yards: 11 vs. Airline (75 vs. Parkway, 10/11/19)
Long: 10 vs. Haughton (75 vs. Parkway, 10/11/19)
Touchdowns: 0 (1 vs. two teams)

#5 Jason Little, Fullback

2020 game highs (*career high*)

Rushes: 19 vs. Parkway (*same*)
Yards: 108 vs. Haughton (*same*)
Long: 48 vs. Haughton (*same*)
Touchdowns: 3 vs. Parkway (*same*)

#1 Makarios "Junior" Brown, Linebacker

2020 game highs (*career high*)
Solo: 6 vs. Airline (8 vs. Parkway, 10/11/19)
Assisted: 3 vs. Haughton (3 vs. two teams)
Total Tackles: 7 vs. Airline (8 vs. three teams)
Tackles for Loss: 1 vs. three teams (3 vs. three teams)
Sacks: 1 vs. Parkway (2 vs. Evangel (P), 11/16/18)
Fumble Recoveries: 0 (1 vs. two teams)
Interceptions: 1 vs. Captain Shreve (*same*)

#15 Brayden Hermes, Safety / Kicker

2020 game highs (*career high*)
Solo: 6 vs. East Ascension (11 vs. Parkway, 10/11/18)
Assisted: 3 vs. Parkway (5 vs. Evangel, 10/18/18)
Total Tackles: 8 vs. East Ascension (12 vs. Parkway, 10/11/18)
Interceptions: 1 vs. East Ascension (1 vs. four teams)
Pass Breakups: 1 vs. three teams (2 vs. Sulphur, 9/14/18)
Field Goals: 0 (1 vs. two teams)
Long: 0 (30 vs. Natchitoches, 10/3/19)

#94 Carson Bruno, Defensive Lineman

2020 game highs (*career high*)
Solo: 5 vs. Southwood (7 vs. St. Augustine, 11/15/19)
Assisted: 2 vs. two teams (5 vs. Captain Shreve, 10/31/19)
Total Tackles: 6 vs. two teams (9 vs. Captain Shreve, 10/31/19)
Tackles for Loss: 1 vs. three teams (1 vs. seven teams)
Sacks: 1 vs. East Ascension (*same*)
Fumble Recoveries: 1 vs. Southwood (1 vs. four teams, 2018)

#98 William Anderson, Defensive Lineman

2020 game highs (*career high*)
Solo: 1 vs. five teams (2 vs. West Monroe, 9/13/19)
Assisted: 2 vs. Natchitoches (*same*)
Total Tackles: 3 vs. Natchitoches (3 vs. two teams)

#25 Chris Grieder, Defensive Back

2020 game highs (*career high*)
Solo: 1 vs. Calvary (4 vs. Southwood, 10/5/18)
Assisted: 0 (4 vs. Natchitoches, 10/3/19)
Total Tackles: 1 vs. Calvary (6 vs. Natchitoches, 10/3/19)
Tackles for Loss: 0 (2 vs. Southwood, 10/5/18)
Pass Breakups: 0 (1 vs. three teams)
Interceptions: 3 vs. Haughton* (*same*)

#23 Luke Miletello, Linebacker

2020 game highs (*career high*)
Solo: 7 vs. Captain Shreve (*same*)
Assisted: 2 vs. three teams (3 vs. three teams)
Total Tackles: 8 vs. two teams (*same*)
Tackles for Loss: 2 vs. Captain Shreve (4 vs. Natchitoches, 10/13/19)
Sacks: 1 vs. East Ascension (*same*)
Pass Breakups: 1 vs. East Ascension (2 vs. Calvary, 9/19/19)

#53 Stan Collins, Defensive End

2020 game highs (*career high*)
Solo: 4 vs. Calvary (*same*)
Assisted: 4 vs. East Ascension (*same*)
Total Tackles: 6 vs. East Ascension (*same*)

Tackles for Loss: 2 vs. Southwood (*same*)
Sacks: 1 vs. three teams (*same*)

#21 John Jordan, Defensive Back

2020 game highs (*career high*)
Solo: 4 vs. three teams (4 vs. five teams)
Assisted: 1 vs. Captain Shreve (2 vs. Parkway, 10/11/19)
Total Tackles: 5 vs. two teams (5 vs. three teams)
Tackles for Loss: 1 vs. Natchitoches (1 vs. two teams)
Pass Breakups: 1 vs. three teams (1 vs. five teams)
Interceptions: 0 (1 vs. two teams)

#13 Ryan Todd, Defensive Back

2020 game highs (*career high*)
Solo: 4 vs. two teams (*same*)
Assisted: 2 vs. Captain Shreve (*same*)
Total Tackles: 5 vs. Airline (*same*)
Tackles for Loss: 4 vs. Natchitoches (*same*)
Pass Breakups: 1 vs. East Ascension (*same*)

#9 Tyler Poland, Defensive Back

2020 game highs (*career high*)
Solo: 2 vs. two teams (2 vs. three teams)
Assisted: 1 vs. Calvary (1 vs. three teams)
Total Tackles: 2 vs. Captain Shreve (2 vs. three teams)
Pass Breakups: 1 vs. three teams (1 vs. four teams)

#8 Ja'Kerryon LaCour Defensive Back

2020 game highs (*career high*)
Solo: 4 vs. Haughton (*same*)
Assisted: 1 vs. Airline (*same*)
Total Tackles: 4 vs. Haughton (*same*)
Tackles for Loss: 1 vs. Parkway (*same*)
Interceptions: 1 vs. Parkway (*same*)
Pass Breakups: 2 vs. East Ascension (*same*)

#6 Travionne Walker, Defensive Back

2020 game highs (*career high*)
Solo: 2 vs. two teams (*same*)
Assisted: 1 vs. two teams (*same*)
Total Tackles: 3 vs. two teams (*same*)

#99 Campbell Brown, Defensive End

2020 game highs (*career high*)
Solo: 8 vs. Airline (*same*)
Assisted: 2 vs. two teams (*same*)
Total Tackles: 9 vs. two teams (*same*)
Tackles for Loss: 5 vs. Airline (*same*)
Sacks: 5 vs. Airline (*same*)**

#51 Sawyer Benson, Linebacker

2020 game highs (*career high*)
Solo: 4 vs. Parkway (*same*)
Assisted: 0 (*same*)
Total Tackles: 4 vs. Parkway (*same*)

#44 Brooks Brossette, Linebacker

2020 game highs (*career high*)
Solo: 2 vs. two teams (*same*)
Assisted: 1 vs. East Ascension (*same*)
Total Tackles: 2 vs. two teams (*same*)
Sacks: 0.5 vs. Haughton (*same*)
Pass Breakups: 1 vs. Airline (*same*)

* ties school record
 ** new school record