



2020 C.E. BYRD YELLOW JACKETS FOOTBALL GAME NOTES

STATE CHAMPIONS
1926, 1930, 1931, 1933, 1934, 1935, 1937,
1949

STATE RUNNERS-UP
1933, 1943, 1953, 1956, 1962, 2013

DISTRICT CHAMPIONS
1926, 1930, 1931, 1933, 1934, 1935,
1937, 1942, 1949, 1953, 1956, 1960,
1962, 1964, 1993, 1996, 1997, 2002,
2011, 2012, 2014, 2015, 2020

11

CATHOLIC HIGH BEARS



DECEMBER 27, 2020 * 6 PM
HARRY "RAGS" TURPIN STADIUM * NATCHITOCHES, LOUISIANA

C.E. Byrd High School Facts

Located: Shreveport, Louisiana
Renamed: 1925
Enrollment: 1,840
Nickname: Yellow Jackets
Colors: Purple and Gold
District: 1-5A
Stadium: Lee Hedges Stadium
Principal: Gerald "Jerry" Badgley

Coaching Staff

Head Coach/OC: Mike Suggs
Wide Receivers: Dayton Corbett
Tight Ends: Clint Oliver
Offensive Line: Lindsey Bruno
Defensive Coordinator/LB: Stacy Ballew
Defensive Line: James Bradford
Cornerbacks: Jason Pope
Safeties: Wade Leone
Freshmen: Josh Cason, Landon Robinson,
Stirling Brooks, Cody Callicoatte

Yellow Jackets Team Facts

2019 Record 4-7, 4-3
Off. Starters Returning 8
Def. Starters Returning 6
Offensive Multiple Option
Defensive 4-2-5

2020 Schedule and Results

10/1 vs. Calvary W, 35-27
10/8 vs. *Haughton W, 28-10
10/16 at *Natchitoches CentralW, 20-0
10/22 vs. *Parkway (HC)W, 42-7
10/30 vs. East Ascension..... W, 27-20
11/6 vs. *Airline..... W, 49-28
11/12 at *Captain Shreve.....W, 28-7
11/19 at *Southwood.....W, 51-0
12/4 vs. **St. Augustine..... W, 31-14
12/11 vs. **John Curtis W, 14-13
12/27 vs. **Catholic..... 6 p.m.

*District 1-5A (HC) Homecoming
**Division I Playoffs

LHSAA DIVISION I STATE CHAMPIONSHIP

On Sunday, Dec. 27, the No. 3-seed Byrd Yellow Jackets will clash with the No. 4-seed Catholic High Bears in the LHSAA's Division I State Championship. Kickoff for the state championship game is scheduled for 6 p.m. at Harry "Rags" Turpin Stadium on the campus of Northwestern State University.

A LITTLE BIT ABOUT THE TEAMS

The Byrd Yellow Jackets own a 10-0 overall record after a thrilling 14-13 win over the John Curtis Patriots in the Division I Semifinals. The Jackets captured the District 1-5A title with a 6-0 record and are the No. 3 seed in the Div. I Playoffs. It was the first district championship for Byrd since 2015, and the sixth for head coach Mike Suggs. The Catholic High Bears are the No. 4 seed and own an 8-2 overall record after their 49-31 win over the No. 1 seed Brother Martin Crusaders in semifinals.

LAST TIME OUT

The No 3-seed Byrd Yellow Jackets edged the No. 7-seed John Curtis Patriots, 14-13, in the Div. I semifinals on Dec. 11 in Shreveport. Trailing 13-7 in the fourth quarter, the Yellow Jackets went on a 9-play, 69-yard drive, which was capped off by a Jason Little 1-yard run. Brayden Hermes' extra-point kick gave the Jackets the lead, and Byrd's Purple Swarm Defense would preserve the one-point victory. The No. 4-seed Catholic Bears went on the road and defeated the No. 1-seed Brother Martin Crusaders 49-31. Senior running back George Hart rushed for 126 yards and a touchdown, while freshman quarterback Daniel Beale passed for 143 yards and three scores to lead the Bears to the 18-point victory.

THE SERIES

This will be only the second meeting between the Byrd Yellow Jackets and the Catholic High Bears, who are members of District 5-5A. In the first-ever meeting, Byrd defeated Catholic, 24-7, in the second round of the 2002 Class 5A Playoffs on Nov. 22 at Memorial Stadium in Baton Rouge. The Bears scored first on a Tasmin Knockum 30-yard pass from Bard Pevey, but the Jackets responded by scoring 24 unanswered points en route to the victory.

THE COACHES

Mike Suggs is in his 23rd season as the head coach at C.E. Byrd. Suggs, who is the school's all-time winningest coach, owns a 167-88 (.655) record as the top Jacket. After guiding Byrd to the Division I title game in 2013, Suggs was named the 2013 Class 5A Coach of Year by the La. Football Coaches Association. An All-State end for the Southwood Cowboys in 1980, he went on to play receiver at Northeast Louisiana University, now ULM. After two years as an assistant at Southwood, he came to Byrd in 1990 as an assistant. In 1998, Suggs replaced Alan Carter to become the 20th head coach in school history. Catholic High School is coached by Gabriel Fertitta, who is in his fourth season as the Bears head coach. Fertitta owns an incredible 42-8 (.840) record in his four years at the helm of the Bears' football program. He spent two seasons as the head coach of the St. Stanislaus Rock-A-Chaws in Bay St. Louis, Miss., where his teams went 16-17. His 2017 Catholic High team defeated John Curtis, 17-14, to capture the Division I State Championship, which was the second title in school history. Fertitta has led the Bears to four consecutive Div. I State Championship appearances. He is in his second stint at Catholic, having served as an assistant coach under long-time coach Dale Weiner for three seasons beginning in 2007. Fertitta is a 2000 graduate of Holy Cross School in New Orleans.

For more information on all sports at
C.E. Byrd High school visit
www.cebyrd.com/athletics





The Suggs Profile

Education

High School: Southwood, 1981
 College: Northeast Louisiana University (now UL Monroe), B.S. 1985

Player

All-State end for the Southwood Cowboys
 Wide receiver for the NLU Indians (now ULM Warhawks)

Coach

1986-87 - Graduate assistant at NLU; 1987 NCAA Division I-AA National Champions
 1988-89 - Assistant coach at Southwood High School
 1990-97 - Assistant coach at Byrd High School
 1998-2020 - Head coach at Byrd High School

Family

Wife - Sandy
 Children - Daughter - Cali; Son - Andrew (both Byrd alums)

Suggs yearly record at Byrd

1998.....	7-4
1999.....	6-5
2000.....	8-3
2001.....	3-6
2002.....	9-4
2003.....	4-5
2004.....	4-5
2005.....	7-5
2006.....	8-4
2007.....	10-2
2008.....	8-3
2009.....	4-6
2010.....	6-5
2011.....	12-1
2012.....	8-3
2013.....	11-2
2014.....	12-1
2015.....	10-2
2016.....	4-7
2017.....	5-5
2018.....	7-3
2019.....	4-7
2020.....	10-0
23 Years.....	167-88

THE SUGGS STORY

For over two decades Mike Suggs has been the head coach of the C.E. Byrd Yellow Jackets. By far the longest tenured coach in the 116-year history of Shreveport-Byrd Yellow Jackets football, Suggs is also the winningest in program history with a record of 167-88 (.655).

The Shreveport native was an All-State end at Southwood High School during some of the greatest years in Cowboys football history. His gridiron talents carried him on to Northeast Louisiana University, now the University of Louisiana Monroe, where he played wide receiver playing for ULM Hall-of-Fame coach Pat Collins. After his playing days, Suggs became a graduate assistant on Collins' staff. In 1987, ULM won the NCAA Division I-AA National Championship with a national-best 13-2 record.

In 1988, he returned to Shreveport and his high school alma mater as an assistant coach. After two seasons with the Cowboys, he was lured to Byrd by new Jackets head coach Alan Carter. It was a bold move by Suggs considering that the Byrd football program had just two winning seasons in the previous 15 years, and was coming off the worst decade in program history, which included a 30-game losing streak from 1983-86. Just how bad were things when Suggs arrived at Byrd, "We didn't have any usable equipment," he said. "When we got there all of our helmets were expired. Luckily, we had a generous booster who donated enough money for us to purchase new helmets and equipment." As the offensive coordinator, Suggs helped Byrd to two undefeated 10-0 regular seasons and two district titles in 1993 and '96. After finishing the 1997 season with a 9-2 record and a third district title, Carter resigned and moved into an administrative role at Byrd. In 1998, Suggs became the 20th head coach in program history.

The dean of area head coaches, Suggs, who's in his 31st year at the Line Avenue school, has built Byrd into one of the preeminent football programs in the area. His teams have become a reflection of their head coach carrying a reputation for being tough, physical and smart.

Byrd has won six district titles under Suggs, the most for one coach in program history. The Jackets have made the playoffs 15 of the last 16 years, the longest run in school history. In 2013, Suggs



guided the Yellow Jackets to the Division I State Championship game, losing a heartbreaker 23-22 to Archbishop Rummel. Suggs was named the 2013 Class 5A Coach of Year by the Louisiana Football Coaches Association. It was the second time he received the honor. For three consecutive seasons from 2013-15 Suggs' teams posted double-digit wins, which was a first in school history. When the Byrd defeated Parkway 31-13 in 2018, the victory gave Suggs 152 wins in his coaching career. That win moved him past Fair Park coaching legend F.H. Prendergrast for third place on the all-time

Caddo-Bossier wins list.

The 57-year-old Suggs and his wife Sandy, a native of Arnaudville, La., have two children, Cali, and Andrew, both of whom are Byrd alums. Cali is a teacher at South Highlands Elementary School in Shreveport, and Andrew works in the private sector.



Shreveport-Byrd Coaching Records

<u>Coach</u>	<u>Years</u>	<u>W</u>	<u>L</u>	<u>T</u>	<u>Pct</u>
Mike Suggs	1998-2020	167	88	0	.655
H.M. Knilians	1926-34	74	10	5	.860
Lee Dobson	1935-45	72	31	7	.686
Jack Rowan	1946-55	68	40	4	.625
J.D. Cox	1960-67	59	31	2	.655
Alan Carter	1990-97	51	33	0	.607
Jimmy Harrison	1968-76	42	48	2	.467
George Hoy	1923-25	23	4	2	.827
Lee Hedges	1956-59	23	19	3	.544
Jerry Burton	1977-82	23	37	0	.439
E.L. Albersson	1920-22	19	4	5	.768
Unknown	1905-06, '09-11, '13, '18	17	5	3	.740
Boyd Cole	1985-89	11	39	0	.275
S.E. Davies	1914-15	6	5	1	.542
Frank Bridges	1916	4	3	0	.571
Evans	1907	3	2	0	.600
Scovell	1919	2	3	0	.400
Douglas Sentell	1912	1	0	0	1.000
A. Bogard	1917	0	3	1	.125
Tom Cathey	1983-84	0	18	0	.000
Totals	116 Years	665	423	35	.608



2020 District 1-5A Records and Standings

Byrd Yellow Jackets	10-0, 6-0
Haughton Buccaneers.....	7-2, 4-1
Captain Shreve Gators.....	5-4, 5-2
Airline Vikings	3-4, 3-2
Benton Tigers	2-4, 2-3
Parkway Panthers	3-5, 2-4
Southwood Cowboys	0-6, 0-4
Natchitoches Central Chiefs	0-7, 0-5

Recent Results

Byrd 14, John Curtis 13

2020 Byrd vs. John Curtis

John Curtis	0	0	7	6	- 13
Byrd	0	0	7	7	- 14

BHS - Lake Lambert 1 run (Brayden Hermes kick)
 JCC - Caleb Spann 24 run (Elinus Noel kick)
 JCC - Caleb Spann 28 run (kick failed)
 BHS - Jason Little 1 run (Hermes kick)

	JCC	BHS
First Downs	13	13
Rushing Yards	40-205	56-180
Passing Yards	37	20
Passes (C-A-I)	4-15-2	1-2-0
Punts-Avg.	5-25.0	5-26.8
Fumbles-Lost	4-3	2-1
Penalties-Yards	4-50	5-68

Individual Leaders

Rushing - JCC: Spann 6-75, Patrick LeBranch 12-67, Tylan Taylor 9-25, Ronald Poole 9-22, Charles Quinn 3-21, Craig Gullung 1-(-5); BHS: Thompson 24-44, Lake Lambert 11-41, Little 10-39, William Berry 7-34, Mitchell Ramsey 4-22.
Passing - JCC: Taylor 4-15-2 37; BHS: Lambert 1-2-0 20.
Receiving - JCC: Joshua Dudenhoeffer 2-22, Javon Davis 2-15; BHS: Elijah Boer 1-20.

2002 Byrd vs. Catholic

Byrd	14	3	0	7	- 24
Catholic	7	0	0	0	- 7

CHS - Tasmin Knock 30 pass from Brad Pevey (Hess Crockett kick)
 BHS - Norman Bailey 33 run (Pete Dupee kick)
 BHS - Brent Smith 36 run (Dupee kick)
 BHS - Dupee 28 field goal
 BHS - Bailey 21 run (Dupee kick)

Individual Leaders

Rushing - BHS: Smith 12-117, Bailey 13-89, Tremmell Casey 12-58, William Edge 1-3, Trashon Rainey 1-(-3); CHS: Knockum 12-16, Philip Ray 5-25, Pevey 5-0, Jeffrey Hastings 2-(-5), John Wilkinson 1-(-2), Drew Martin 1-(-2).
Passing - BHS: Edge 3-7-0 25; Pevey 11-22-1 136, Ray 1-2-1 (-3).
Receiving - BHS: Claude Horton 1-8, Bailey 1-19, Casey 1-(-2); CHS: Knockum 4-70, Brandon Harrison 3-23, Hosea LaFleur 1-22, Mark Losavio 1-7, Adam Lato 1-5, Jake Moses 1-4, Wilkinson 1-3.

YELLOW JACKET STINGERS

This is the 116th season of Yellow Jackets football, 95th as C.E. Byrd...Yellow Jackets football began in 1905 and competed as Shreveport High School through the 1925 season prior to the school's name change in late September of 1925...In those 21 seasons of Shreveport High football, the Yellow Jackets compiled an impressive 75-29-12 record...In the 116-year combined history of Shreveport-Byrd football, the Yellow Jackets have won seven state championships and have been the state runners-up six times...Shreveport-Byrd owns a 665-423-35 (.608) overall won-loss record...Mike Suggs is the school's all-time winningest coach with a 167-88 (.655) record...With its 51-0 win over Southwood, Byrd captured the 2020 District 1-5A crown, and has now won 23 district titles in the school's history...Byrd has won six district titles under Suggs, the most for one coach in school history...Suggs' charges hold a 149-6 record when leading after three quarters...Byrd has made the playoffs 15 of the last 16 years, the longest run in school history...Byrd has participated in the playoffs in 31 different seasons and holds a 33-29-2 record...The Jackets have reached the state finals for the 14th time in school history and the first time since 2013...For three consecutive seasons from 2013-15 Byrd posted double-digit wins, a first in school history...Suggs holds a 97-44 record in district games in his 23 years...Mitchell Ramsey's 94-yard kickoff return for a touchdown against Calvary was the fourth longest in school history...Jalin Thomas holds the record, which will never be broken, with a 99-yard kickoff return for a touchdown against Haughton in 2017...Ramsey opened the East Ascension game with an 83-yard kickoff return for a touchdown and he returned an onside kick 50 yards for a score against Airline...Ramsey is the first Yellow Jacket to have three kickoff returns for touchdowns in the same season in the Mike Suggs era...Ramsey's three kickoff return touchdowns marks the first time since 2004 that Byrd has had two in a season...Those came in the 2004 season finale when Byrd beat Ouachita 52-42 and had two kickoff returns for touchdowns by two different players to open and close the scoring in that game...The last documented player to have two kickoff returns for touchdowns in a season was Frank Pernici in 1955...Pernici had two 92-yard kickoff returns for touchdowns against Bossier and Bolton in '55...Ramsey's 50-yard return of a Vikings' onside kick for a touchdown marked the third time a Byrd player has returned an onside kick for a touchdown at Independence Stadium - Jaylen McClinton 55 yards vs. Marshall, Texas in 2011 and Ryan Downey 50 yards vs. Bastrop in 2013...Ramsey rushed for 138 yards against East Ascension which is a season high...Chris Grieder's three interceptions against Haughton tied the school record for picks in a game...Grieder tied Nicholas Peoples, who had three interceptions against Parkway in 2011...William Berry's 67-yard run against Airline was the longest of his career...Berry had career-highs in rushing yards with 135 and in touchdowns with four against Airline...Berry's four rushing touchdowns were the most since Charlie Barham had four against Calvary in 2018...Byrd had six rushing touchdowns in its 42-7 win over Parkway which is the most rushing touchdowns since scoring seven against Parkway in 2017...Lake Lambert became the first Jacket quarterback to throw two touchdown passes in a game since Cameron Felt tossed two against Benton in 2019...Byrd had more passing yards (112) than East Ascension (85), which marked the first time this season the Jackets have done that...Byrd had more passing yards in back-to-back games against Natchitoches Central and Parkway in 2019...Campbell Brown's five sacks against Airline broke the modern-day record of 3.5 sacks set by Ryan Anthony in Byrd's 2011 playoff victory over West Jefferson...Brown's five tackles-for-loss against Airline was the most by a Jacket this season...Brown's 15-yard scoop and score against the Vikings marked the first fumble returned for a touchdown by a Jacket since Chris Singleton recovered a fumble in the end zone against Southwood in 2016...Andrew Burak's fumble recovery in the end zone against Southwood was the second of the season...The Purple Swarm Defense held Southwood to -67 yards of total offense which was the fewest yardage allowed in the Mike Suggs' era...Byrd's 51-0 blanking of Southwood was the second shutout of the season for the Jackets, which is the most since 2008 when they registered four shutouts...The 51 points scored by the Jackets against the Cowboys was the most points scored by Byrd since beating Barbe 53-14 in the 2015 season opener...Byrd's 8-0 regular season record marks the 11th time since 1926 that the Jackets have finished a regular season without a loss (two seasons had ties - 1937 & '53)...In three of those seasons - 1926, '31 and '37, the Jackets would go on to win a state championship...The undefeated regular season was the third for Byrd under Mike Suggs and the Jackets' first since 2014...Byrd's 1-point win over John Curtis was the smallest margin of victory since 1964 when the Jackets advanced on first downs (13-9) after a scoreless tie with Glen Oaks...Suggs owns a 17-17 record in the playoffs.

Twitter

Charlie Cavell @VoiceofByrd
 C.E. Byrd High School @CEByrdHigh
 Byrd Football @JacketsByrd





Byrd's Record Under Mike Suggs

Points Scored	Won	Loss
60+	3	0
50+	18	0
40+	42	3
30+	40	3
21+	47	16
-20	17	66
	167	88

Yellow Jackets Record by Uniform

Uniform Combo	Won	Loss
Purple pants/Purple jerseys	0	0
Purple pants/White jerseys	0	0
White pants/White jerseys	3	0
White pants/Purple jerseys	7	0
Gold pants/Purple Jerseys	0	0
Gold pants/White jerseys	0	0
	10	0

Yellow Jackets Record by the Toss

Decision	Won	Loss
Win the toss	6	0
Lose the toss	4	0
	10	0

2013 Byrd vs. Rummel - Div. I Finals

Rummel	7	3	6	7	- 23
Byrd	6	13	3	0	- 22

- B - Dominic Haggerty 73 (kick failed)
- R - Keith Fulton 2 run (Justin Morain kick)
- B - Kirkland McCulloch 35 interception return (kick failed)
- R - Mourain 27 field goal
- B - Tyler Howard 1 (Jake Wyss kick)
- R - Steven Dunbar 86 pass from Chase Fourcade (kick failed)
- B - Wyss 41-yard field goal
- R - Ivan Phipps 22 run (Mourain kick)

	RHS	BHS
First Downs	15	9
Rushing Yards	41-189	39-179
Passing Yards	219	154
Passes (A-C-I)	16-11-1	8-4-0
Punts-Avg.	2-28.5	4-30.5
Fumbles-Lost	1-0	2-2
Penalties-Yards	5-35	4-21

Individual Leaders

Rushing - RHS - Phipps 14-98, Fulton 19-64, Fourcade 6-14, Israel Tucker 2-13; BHS - Haggerty 7-96, Louis Mills 18-63, Tysen Hardman 5-25, Howard 9-(5).

Passing - RHS: Fourcade 16-11-1 219; BHS: Howard 7-3-0 20, Andrew Suggs 1-1-0 39.

Receiving - RHS: Dunbar 6-144, Keron Castillo 4-59, Phipps 1-16; BHS: Jordan Powell 2-13, McCulloch 1-39, Hardman 1-7.

SHREVEPORT'S GREAT LAKE

Most have heard of the Great Lakes of North America - Superior, Michigan, Huron, Erie, and Ontario. Shreveport has its own Great Lake, but it isn't a waterway, it's Byrd's sophomore quarterback Lake Lambert. Lambert, who's 6'2", 183 lbs., has been great in leading the Jackets to their first undefeated regular season since 2014. Against Calvary, Lambert had eight carries for 45 yards and touchdown and was 4-for-7 passing for 63 yards. His biggest moment came in the fourth quarter after Calvary had cut the Jackets lead to 28-27. The sophomore signal caller orchestrated a 13-play, 66-yard drive that consumed nearly six and a half minutes of the final frame. An eight-yard Mitchell Ramsey touchdown run capped the drive to give Byrd a 35-27 lead, one that it would not relinquish. He led Byrd to its 28-10 win over Haughton, which snapped the Bucs three-game winning streak. Against Natchitoches Central, Lambert had six carries for 94 yards and scored two touchdowns. His first touchdown was a beautiful 33-yard scamper on an option keeper around the right side where he outran the Chiefs defense. On Byrd's next possession, Lambert had a 38-yard run to the Natchitoches six, setting up his one-yard TD run two plays later. Against East Ascension, Lambert threw for 112 yards and two touchdowns to lead the Jackets to a 27-20 victory over the Spartans. In leading Byrd to a 14-13 win over John Curtis, Lambert rushed for 41 yards and a touchdown and completed a 20-yard pass to Elijah Boer. He is the first sophomore quarterback at Byrd to start every game since the great Arnaz Battle in 1995.

THIS BERRY IS SO SWEET

No berry has been sweeter for coach Mike Suggs and the Byrd Yellow Jackets than senior wingback William Berry. Berry had a career rushing night in helping lead Byrd to its 49-28 district win over Airline. He had nine carries for 135 yards and four touchdowns, all career highs. His four touchdown output against Airline was the most rushing TDs by a Byrd back since Charlie Barham had four against Calvary in 2018. Against East Ascension, Berry showed his versatility and speed as he gathered in a Lake Lambert pass and outran the Spartans' defense for a 70-yard touchdown, which proved to be the difference in the game. In 10 games this season, Berry has rushed for 448 yards and he has scored 11 touchdowns, which leads the team. He's averaging 7.9 yards per carry. After the Airline game, Berry was named the Player-of-the-Week by the *Shreveport Times*. Earlier this season, Berry was named to the LHSA's Composite All-Academic Team, which covers all football playing classifications.

MITCHELL THE MAGNIFICENT

Junior wingback Mitchell Ramsey has been magnificent for the Byrd Yellow Jackets this season. In the season opener against Calvary, Ramsey had a 94-yard kickoff return for a touchdown. The 94-yard return was the fourth longest kickoff return for a touchdown in school history. Against East Ascension, "Mitchell the Magnificent" returned the opening kickoff 83 yards for a touchdown. He added a 50-yard return for a score against Airline. The last documented Byrd player to have two kick returns for touchdowns in a season was Frank Pernici in 1955. Ramsey rushed for a season-high 138 yards against the Spartans. He also had a 58-yard touchdown run and a 59-yard scamper in that game. In Byrd's two playoff wins, Ramsey has a combined nine carries for 81 yards, which is a 9.0 yards per carry average. Through 10 games, Ramsey has rushed for 494 yards, but he leads the team with 896 all-purpose yards, which is an 89.6 average. He's also scored seven touchdowns on the season.

Byrd Career Rushing Leaders

Rk.	Player (Years)	Car.	Yds.	TDs
1.	Justan Gibson (2004-06)	497	3747	47
2.	Arlenzia Jackson (1987-89)	791	3085	31
3.	Brandon Nightingale (1998-00)	477	3044	42
4.	Arnaz Battle (1995-98)	277	2614	49
5.	Charlie Barham (2016-18)	446	2361	28
6.	John Martin Anthony (2006-08)	355	2331	19
7.	Duan Maiden (1990-92)	424	2261	24
8.	Richard Carthon (2008-11)	301	2152	44
9.	Marques Ashley (1994-96)	324	1944	20
10.	Xavier Long (2010-12)	356	1897	27

Get the latest Byrd football buzz by downloading the Byrd football app





Yellow Jackets Trends

Byrd's Record In the Months of...

	2020	Suggs
August	0-0	4-1
September	0-0	55-36
October	5-0	72-29
November	3-0	34-20
December	2-0	2-2
	10-0	167-88

Byrd's Non-District Record...

	2020	Suggs
at home	2-0	30-11
on the road	0-0	14-14
neutral	0-0	9-2

Byrd's District Record...

	2020	Suggs
at home	3-0	51-19
on the road	3-0	43-25
neutral	0-0	3-0

Byrd's Playoff Record...

	2020	Suggs
at home	2-0	13-6
on the road	0-0	4-9
neutral	0-0	0-2

Byrd's Record in Games...

	2020	Suggs
Decided by 7 pts or less	1-0	18-5
Decided by 3 pts or less	1-0	18-14
Homecomings	1-0	17-6
Away at night	3-0	62-45
Away during the day	0-0	1-2
Home at night	7-0	94-36
Home during the day	0-0	1-0
Neutral at night	0-0	5-3
Neutral during the day	0-0	2-0
Thursdays	5-0	58-21
Fridays	5-0	101-67
Saturdays	0-0	8-1

Byrd's Record When...

	2020	Suggs
Leading after the 1st quarter	6-0	105-16
Tied after the 1st quarter	4-0	40-18
Leading after the 2nd quarter	6-0	129-11
Tied after the 2nd quarter	4-0	18-5
Leading after the 3rd quarter	9-0	149-6
Tied after the 3rd quarter	1-0	5-3
Trailing after the 1st quarter	0-0	21-53
Trailing after the 2nd quarter	0-0	18-74
Trailing after the 3rd quarter	0-0	11-76
In Overtime games	0-0	3-2

Byrd's Record When Allowing...

	2020	Suggs
14 or fewer points	7-0	101-5
24 or fewer points	1-0	45-19
25+ points	2-0	23-64
Less than 200 total yards	4-0	65-3
Less than 300 total yards	4-0	74-23
Less than 400 total yards	2-0	19-33
400+ total yards	0-0	7-28
100+ yards rushing	4-0	74-78
100+ yards passing	4-0	92-62

THOMPSON THE TERRIFIC RETURNS TO FORM

Senior fullback back Venzell Thompson was terrific for Yellow Jackets last season. In 2019, Thompson rushed for 588 yards and scored five touchdowns. He averaged 84 rushing yards per game and 4.4 yards per carry. This season, Thompson's playing time has been limited due to nagging injuries. Against Captain Shreve, he returned to form with a game-high 80 rushing yards on 17 carries. Against Natchitoches Central he rushed for 105 yards on 24 carries and he scored Byrd's first touchdown on a 7-yard run. It was the first time since last year's upset of then No. 7 Airline that Thompson had rushed for over 100 yards. Thompson had 21 carries for 112 yards and a touchdown in Byrd's 31-14 win over St. Augustine. He tied a career high with 24 carries against John Curtis. On Dec. 16, Thompson signed a National Letter of Intent with the U.S. Air Force Academy Falcons.

LITTLE IN NAME ONLY

The only thing that's been little about the role senior fullback Jason Little has played for this Byrd football team is his surname. He has been quite a compliment to Venzell Thompson at fullback both as a backup and as a starter. And, when quarterback Logan Pons was lost for the season, Little has stepped into the role as the backup to Lake Lambert. Little had his best rushing output against Haughton with 108 yards on 12 carries. The exclamation point of Little's big night against the Bucs came on a 48-yard touchdown scamper, which put the game out of reach. Against Parkway, Little had a career-high three rushing touchdowns in the Jackets' 42-7 rout of the Panthers. In Byrd's 31-14 win over St. Augustine, Little rushed for 85 yards and two touchdowns. Last week, Little provided a big spark to the Jackets when he came in for Thompson. He scored the game-tying touchdown which capped off a 9-play, 69-yard drive. Little has rushed for 481 yards on the season, which ranks third on the team. His nine touchdowns is second only to William Berry's 11.

HERMES HAS IT

Senior safety Brayden Hermes has the "it" factor that coaches are always talking about. A starter since his sophomore season, Hermes is the leader of Byrd's Purple Swarm Defense. Last season, he had 39 tackles, one tackle-for-loss, one interception, three pass break-ups and three blocked kicks. His high level of play has continued this season. Through 10 games, he is the team's leading tackler with 53 total tackles. In the opener against Calvary, Hermes broke through the Cavaliers line and blocked Thomas Murray's PAT attempt which kept Byrd in the lead at 28-27. Against East Ascension, Hermes intercepted a Spartan pass which allowed Byrd to run out the clock and win the game. His 29-yard interception return against St. Augustine set up Jason Little's six-yard touchdown run which capped the Jackets' 31-14 win. Hermes has 158 career tackles which ranks eighth on the career tackles list. He's tied for third on the career interceptions list with five. He also booted a 23-yard field goal against the Purple Knights, his first of the season.

BRUNO INKS WITH BULLDOGS

On Dec. 16, senior defensive lineman Carson Bruno signed a National Letter of Intent with the Louisiana Tech Bulldogs. The son of coach Lindsey Bruno, who was an offensive lineman at Nicholls State, and former Byrd standout basketball player Amy Restovich Dunman, Carson is the first Yellow Jacket to sign with a Football Bowl Subdivision school since Zack Ward signed with Army in 2017. In the win over John Curtis, Bruno's interception late in the game helped send the Byrd Yellow Jackets to the Div. I State Championship.

Byrd Career Passing Leaders

Rk	Player (Years)	A	C	Int	Yds	TDs
1.	Leon Murray (1992-94)	502	242	27	3493	25
2.	James Johnson (1971)	458	206	25	3442	25
3.	Mark Leonard (1978)	540	236	40	2969	20
4.	Arnaz Battle (1995-97)	227	112	9	2346	27
5.	David Woodley (1975)	355	131	25	2009	12
6.	Collier Thornton (1990-91)	268	121	15	1895	9
7.	Clint Bickham (2006-08)	169	89	10	1605	13
8.	Kenny Jones (1986)	445	154	29	1587	9
9.	David Brookings (1966)	233	95	26	1464	17
10.	Brock Restovich (1997-99)	189	79	8	1341	15





Top Single Game Rushing Performances

Player	Carr	Yds
1. Charles Ball vs. Huntington (1990)	24	407
2. Richard Gay vs. Springhill (1954)	31	364
3. Jalin Thomas vs. Parkway (2017)	27	342
4. Brandon Nightingale vs. Evangel (2000)	21	323
5. Marion Songer vs. Bolton (1953)	16	296
6. Justan Gibson vs. Captain Shreve (2004)	21	255
7. Charlie Barham vs. Captain Shreve (2018)	29	248
8. Charlie Barham vs. Calvary (2018)	14	243
9. Brandon Nightingale vs. Ouachita (2000)	24	241
10. Jerome Bryant vs. BTW (1981)	15	240
11. Brittain White vs. Airline (2007)	25	226
12. Justan Gibson vs. Ouachita (2005)	25	224
13. Justan Gibson vs. Huntington (2005)	20	214
14. Arnaz Battle vs. Airline (1996)	9	211
Duan Maiden vs. Fair Park (1992)	36	211
16. Justan Gibson vs. Holy Cross (2005)	24	210
Jethrie Thornton vs. El Dorado, AR (1984)	20	210

Top Single Game Passing Performances

Player	C-A	Yds
1. James Johnson vs. Captain Shreve (1971)	12-24	330
2. Leon Murray vs. Huntington (1994)	14-17	288
3. James Johnson vs. Westlake (1971)	13-21	261
4. Leon Murray vs. Ruston (1993, P)	10-15	260
5. Arnaz Battle vs. Airline (1995)	4-6	226
6. James Johnson vs. Parkway (1970)	9-16	221
7. Leon Murray vs. Airline (1994)	10-20	215
8. James Johnson vs. Ruston (1970)	16-32	211
9. Mark Leonard vs. Fair Park (1978)	18-27	211
10. James Johnson vs. Southwood (1970)	13-26	210
11. Alex Walton vs. Southwood (2009)	14-29	209
12. Leon Murray vs. Natchitoches (1994)	10-22	208
13. Leon Murray vs. Captain Shreve (1994)	14-28	206
14. Mark Leonard vs. West Monroe (1978)	14-29	202
15. Leon Murray vs. Parkway (1994)	14-26	186
16. Brock Restovich vs. Natchitoches (1998)	10-20	185

Top Single Game Receiving Performances

Player	Rec	Yds
1. Kevin Stevenson vs. Airline (1995)	3	210
2. Bo Flurry vs. Huntington (1994)	6	180
3. Chris Beard vs. Ruston (1994, P)	7	169
4. Isaac Hagins vs. Woodlawn (1970)	7	145
5. Henry Hill vs. Marshall, TX (1980)	6	140
6. Billy Boswell vs. Marshall, TX (1977)	6	138
7. Zarell Sanders vs. Natchitoches (2007)	6	137
8. Keven Stevenson vs. Natchitoches (1994)	3	129
9. Isaac Hagins vs. Airline (1971)	6	127
Isaac Hagins vs. Westlake (1971)	8	127
11. Isaac Hagins vs. Captain Shreve (1971)	4	126
12. Chris Beard vs. Natchitoches (1993)	4	124
13. Robert Dowell vs. Airline (1994)	2	122
14. Joey Jernigan vs. Green Oaks (2015)	3	118
15. John Martin Anthony vs. Ouachita (2008)	5	113
16. Brandon Hudgens vs Tioga (2010)	2	111
Isaac Hagins vs. Southwood (1970)	4	111

Team Statistical Comparison

	BHS	CHS
Points - Average	325-32.5	383-38.3
First Downs - Average	149-14.9	177-17.7
Rushing Attempts -Yards	474-2673	377-2486
Rushing Yards Per Game	267.3	248.6
Passing Yards	414	1314
Passes (C-A-I)	20-39-0	110-176-3
Passing Yards Per Game	41.4	131.4
Total Offensive Yards	3087	3800
Total Plays	513	553
Average Per Game	38.7	380.0
Punts-Average	29-35.4	33-34.5
Fumbles-Lost	22-13	13-3
Penalties-Yards	66-598	75-682

JUNIOR IS A SENIOR PLAYMAKER

Throughout his three-year varsity career, senior linebacker Makarios “Junior” Brown has been one of the Purple Swarm Defense’s biggest playmakers. Last year, Brown led the team with 64 total tackles, including 55 solo stops. He had 13 tackles-for-loss for 49 yards, which was a career-high, and put him tied for tenth on the single-season leaders list. He also had two sacks for 48 yards, two fumble recoveries and a pass breakup. In his three varsity seasons, Brown has 138 total tackles, 27 tackles-for-loss and 6.5 sacks. His 27 tackles-for-loss ranks him third on the career leaders list. Against John Curtis, Brown had his second career interception, which ended the game. Against St. Aug, he had two tackles-for-loss, a sack, a pass break-up and he tipped a pass which was intercepted by John Jordan.

BIG JOHN

Junior defensive back John Jordan has been big for Byrd’s Purple Swarm Defense, particularly in the playoffs. Last week against John Curtis, Jordan had six solo tackles, two assists and he recovered a fumble. The fumble recovery came on an untimed down right before halftime when Patriots quarterback Buddy Taylor mishandled the snap at the Byrd goal line. In Byrd’s 31-14 win over St. Augustine, Jordan registered six total tackles, four solo and two assists. His second quarter interception and return of 27 yards set up Byrd’s offense at the St. Aug 43-yard line. The Jackets would go on to score their first touch-down of the game. Jordan ranks fourth on the team with 37 tackles.

OVER THE AIRWAVES

Byrd football has been broadcast live on AM 1130 The Tiger for over 25 years. Charlie Cavell is in his 23rd season as the “Voice of the Byrd Yellow Jackets” calling the play-by-play action. Former Byrd defensive back Timmy Brown is the color analyst, while Dr. Kirk Martinson provides sideline reports. Former Byrd offensive lineman Carlton Holland and Marc Weddleton are the statisticians. Byrd Football can be heard on AM 1130 The Tiger or by visiting 1130thetiger.com and clicking on the Listen Live button. Smartphone users can download the 1130 The Tiger app and listen to Yellow Jackets Football anywhere in the world. The in-stadium FM frequency for the Catholic game is 105.1 FM.

LAST TIME IN THE DIVISION I STATE CHAMPIONSHIP

Leading 22-16 with under 10 minutes remaining in the 2013 Div. I State Championship, Byrd forced Rummel to turn the ball over on downs after an incomplete pass halted the Raider drive at the Jackets’ 33. On the ensuing play, Byrd turned the ball right back over to Rummel when fullback Louis Mills collided with quarterback Tyler Howard causing to the ball to come loose. Rummel would take advantage and score on an Ivan Phipps’ 22-yard run. Justin Mourain’s extra-point kick was good and gave the Raiders a 23-22 lead, one they wouldn’t relinquish. Phipps’ run was controversial because replays inside the Superdome showed him dropping the ball prior to the breaking the plane of the goal line.

DID YOU KNOW

Did you know...that Catholic offensive coordinator Norman Joseph coached Mike Suggs at NLU? ...that Bears assistant coach Austin Bellamy is a Byrd alum? ...that former Byrd assistant coach Matt Conger, who’s now at Logansport, is a Catholic alum? ...that Byrd radio play-by-play announcer Charlie Cavell’s late father, Leo, played football for Catholic in the 1940s? ...that Cavell called Catholic’s win over Evangel in the 2015 semifinals?

Byrd Career Kicking Leaders (ranked by FG)

Rk	Player (Years)	FG	PAT	Long	Points
1.	John Shaughnessy (2007-08)	18	69	56*	123
2.	David Hankins (2004-06)	16	73	49	121
3.	Jake Wyss (2012-14)	13	119	42	158
4.	Ben Eldredge (2007-09)	10	25	42	55
5.	Scotty Roblow (2017-18)	9	59	44	86
	Pete Dupée (2002-03)	9	49	46	76
	Morgan Burke (1991-92)	9	38	36	65
8.	Brandon Menard (2009-11)	7	96	38	117
9	Jake Hanna (1924-26)	7	32		197 (24 TD)
10.	Ben Smith (2016-17)	6	12	44	30

*denotes city and school record



THE LAST TIME IT HAPPENED...

Kickoff Return for TD

Byrd: 50, Mitchell Ramsey vs. Airline, 11/6/20
Opp: 77, Albert Quest, St. Augustine, 11/14/19

Punt Return for TD

Byrd: 78, Jalin Thomas vs. Barbe, 9/4/15
Opp: 44, Cade Stone, West Monroe, 9/1/12

Blocked Punt Return for TD

Byrd: 12, Krishun Cash vs. Captain Shreve, 10/17/14
Opp: 0, T Gaines, Moss Point, 9/9/17

Interception Return for TD

Byrd: 31, Jayron Small vs. Southwood, 11/7/19
Opp: 15, Kai Thomas, Captain Shreve, 10/31/19

Fumble Recovery Return for TD

Byrd: 0, Andrew Burak vs. Southwood, 11/19/20
Opp: 33, Taiwan Berryhill, St. Augustine, 11/14/19

Safety Recorded

Byrd: Team, punter stepped out of end zone vs. Southwood, 11/19/20
Opp: Ball out of end zone, West Monroe, 10/23/09

Shutout at Home

Byrd: 41-0 vs. Southwood, 10/5/18
Opp: 24-0 vs. West Monroe, 9/13/19 (neutral site)

Shutout on Road

Byrd: 51-0 at Southwood, 11/19/20
Opp: 28-0 at Brother Martin, 9/6/19

Recorded A 2-Point Conversion

Byrd: William Berry rush vs. Southwood, 11/7/19
Opp: Gabe Larry pass to Rontavious Richmond, Parkway, 10/11/19

Blocked A Punt

Byrd: Trent Jones vs. Captain Shreve, 10/17/14
Opp: Laterious Pouncy, Airline, 11/18/11

Blocked A Field Goal or Extra Point

Byrd: Brayden Hermes vs. Calvary, PAT, 10/1/20
Opp: Team, East Ascension, PAT, 10/30/20

Missed An Extra Point Kick

Byrd: 1, Michael Hamaeui vs. East Ascension, 10/30/20
Opp: 1, Elinus Noel, John Curtis, 12/11/20

100-Yard Rushing Game

Byrd: 112, Venzell Thompson vs. St. Augustine, 12/4/20
Opp: 105, Walter Samuel, East Ascension, 10/30/20

200-Yard Rushing Game

Byrd: 248, Charlie Barham vs. Captain Shreve, 9/27/18
Opp: 211, Eric Williams, Parkway, 10/13/17

300-Yard Rushing Game

Byrd: 342, Jalin Thomas vs. Parkway, 10/13/17
Opp: None

100-Yard Passing Game

Byrd: 112, Lake Lambert vs. East Ascension, 10/30/20
Opp: 118, Kendell Sampson, St. Augustine, 12/4/20

200-Yard Passing Game

Byrd: 209, Alex Walton vs. Southwood, 9/24/09
Opp: 233, Alex Garcia, Airline, 11/7/20

300-Yard Passing Game

Byrd: 330, James Johnson vs. Captain Shreve, 1971
Opp: 303, Cade Hart, Calvary, 9/19/19

100-Yard Receiving Game

Byrd: 118, Joey Jernigan vs. Green Oaks, 10/22/15
Opp: 123, Elijah Rochon, Haughton, 10/8/20
107, Michael Williams, Haughton, 10/8/20

200-Yard Receiving Game

Byrd: 210, Kevin Stevenson vs. Airline, 1995
Opp: None

60+ Yard Punt

Byrd: 64, Scotty Roblow vs. Evangel, 11/16/18
Opp: 70, Andrew Doughty, Captain Shreve, 10/26/12

40+ Yard Field Goal

Byrd: 42, Scotty Roblow vs. Captain Shreve, 9/27/18
Opp: 44, Seth Green, Evangel, 11/4/16

3 TDs Scored In A Game (Rush, Pass, Receiving, Return)

Byrd: Jason Little, (3 rush) vs. Parkway, 10/22/20
Opp: Alex Garcia, (3 pass), Airline, 11/7/20

4 TDs Scored In A Game (Rush, Pass, Receiving, Return)

Byrd: William Berry, (4 rush) vs. Airline, 11/7/20
Opp: Landry Lyddy, (4 pass) Calvary, 10/1/20

5+ TDs Scored In A Game (Rush, Pass, Receiving, Return)

Byrd: Xavier Long, (5 rush) vs. West Jefferson, 11/11/11
Opp: Chandler Fields, (5 pass), Rummel, 11/10/17

Three Rushing TDs In A Game

Byrd: Jason Little vs. Parkway, 10/22/20
Opp: Mahmood Bailey, St. Augustine, 11/14/19

Four Rushing TDs In A Game

Byrd: William Berry vs. Airline, 11/7/20
Opp: Lavanta Gipson, Haughton, 9/22/17

Five Rushing TDs In A Game

Byrd: Xavier Long vs. West Jefferson, 11/11/11
Opp: None

Three Passing TDs In A Game

Byrd: Arnaz Battle vs. Airline, 1995
Opp: Alex Garcia, Airline, 11/7/20

Three Receiving TDs In A Game

Byrd: Kevin Stevenson vs. Airline, 1995
Opp: Ja'Marr Chase, Rummel, 11/10/17

Four Passing TDs In A Game

Byrd: Arnaz Battle vs. Airline, 1995
Opp: Landry Lyddy, Calvary, 10/1/20

Four Receiving TDs In A Game

Byrd: None
Opp: Kendrick Aaron, Natchitoches Central, 11/5/10

TD Run 50-59 Yards

Byrd: 57, Josh Allen vs. Southwood, 11/19/20
Opp: 54, Jalen Abraham, Evangel, 11/16/18

TD Run 60-69 Yards

Byrd: 60, William Berry vs. Haughton, 10/8/20
Opp: 63, Devin Simpson, Moss Point, 9/9/17

TD Run 70-79 Yards

Byrd: 70, Javien Wilson vs. Southwood, 10/14/16
Opp: 74, Rovel Young, Airline, 10/25/19

TD Run 80-89 Yards

Byrd: 80, Tysen Hardman vs. East Ascension, 11/21/14
Opp: 80, Chris Smith, Brother Martin, 9/6/19

TD Run 90-99 Yards

Byrd: 92, Louis Mills vs. Bastrop, 9/13/13
Opp: 96, Caylin Demars, Natchitoches, 10/3/19

TD Pass 50-59 Yards

Byrd: 56, Cameron Felt to Lawson Jackson vs. Airline, 10/26/17
Opp: 53, Landry Lyddy to Jordan Wallace, Calvary, 10/1/20

TD Pass 60-69 Yards

Byrd: 65, Cameron Felt to William Berry vs. St. Augustine, 11/14/19
Opp: 64, Landry Lyddy to Joseph Wilson, Calvary, 10/1/20

TD Pass 70-79 Yards

Byrd: 70, Lake Lambert to William Berry vs. East Ascension, 10/30/20
Opp: 77, Landry Lyddy to Jordan Wallace, 10/1/20

TD Pass 80-89 Yards

Byrd: 84, Arnaz Battle to Kevin Stevenson vs. Airline, 1995
Opp: 86, Chase Fourcade to Steven Dunbar, Rummel, 12/12/13

TD Pass 90-99 Yards

Byrd: 98, Edgar Galloway to Dale Sandifer vs. Ruston, 1950
Opp: 90, Darrius Grant to Laderrien Frierson, Captain Shreve, 9/27/18



2020 POINTS OFF TURNOVERS

Byrd-Forced Turnovers

Game 1 • Calvary Cavaliers

Acquired	Ensuuing Drive	Result
None		

Game 2 • Houghton Buccaneers

Acquired	Ensuuing Drive	Result
Interception	11 Plays, 80 Yards, 3:39 TOP	Touchdown

Game 3 • Natchitoches Central Chiefs

Acquired	Ensuuing Drive	Result
None		

Game 4 • Parkway Panthers

Acquired	Ensuuing Drive	Result
Interception	9 Plays, 41 Yards, 4:24 TOP	Touchdown

Game 5 • East Ascension Spartans

Acquired	Ensuuing Drive	Result
None		

Game 6 • Airline Vikings

Acquired	Ensuuing Drive	Result
Fumble	0 Plays, 0 Yards, 0:00 TOP	Touchdown

Game 7 • Captain Shreve Gators

Acquired	Ensuuing Drive	Result
None		

Game 8 • Southwood Cowboys

Acquired	Ensuuing Drive	Result
Fumble	1 Plays, 5 Yards, 0:03 TOP	Touchdown
Fumble	0 Plays, 0 Yards, 0:00 TOP	Touchdown

Game 9 • St. Augustine Purple Knights

Acquired	Ensuuing Drive	Result
Interception	6 Plays, 43 Yards, 3:08 TOP	Touchdown
Interception	1 Play, 6 Yards, 0:06 TOP	Touchdown

Game 10 • John Curtis Patriots

Acquired	Ensuuing Drive	Result
None		

Game 11 • Catholic High Bears

Acquired	Ensuuing Drive	Result

2020 Season Totals: 18 Forced Turnovers – 7 TD, 0 FG, 0 Missed FGs, 3 Punts, 2 Turnovers, 4 End of Half, 2 Downs

Opponents-Forced Turnovers

Game 1 • Calvary Cavaliers

Acquired	Ensuuing Drive	Result
Fumble	1 Plays, 77 Yards, 0:15 TOP	Touchdown

Game 2 • Houghton Buccaneers

Acquired	Ensuuing Drive	Result
Fumble	5 Plays, 13 Yards, 1:09 TOP	Field Goal

Game 3 • Natchitoches Central Chiefs

Acquired	Ensuuing Drive	Result
None		

Game 4 • Parkway Panthers

Acquired	Ensuuing Drive	Result
None		

Game 5 • East Ascension Spartans

Acquired	Ensuuing Drive	Result
Fumble	4 Plays, 53 Yards, 1:35 TOP	Touchdown

Game 6 • Airline Vikings

Acquired	Ensuuing Drive	Result
None		

Game 7 • Captain Shreve Gators

Acquired	Ensuuing Drive	Result
None		

Game 8 • Southwood Cowboys

Acquired	Ensuuing Drive	Result
None		

Game 9 • St. Augustine Purple Knights

Acquired	Ensuuing Drive	Result
None		

Game 10 • John Curtis Patriots

Acquired	Ensuuing Drive	Result
Fumble	2 Plays, 38 Yards, 0:46 TOP	Touchdown

Game 11 • Catholic High Bears

Acquired	Ensuuing Drive	Result

2020 Season Totals: 13 Forced Turnovers – 3 TD, 1 FG, 0 Missed FGs, 3 Punts, 1 Turnovers, 0 End of Half, 5 Downs

Byrd Career Scoring Leaders

Rk	Name	TDs	1PT	2PT	FG	Pts
1.	Arnaz Battle (1994-97)	50	0	3	0	306
2.	Justan Gibson (2004-06)	47	0	2	0	286
3.	Richard Carthon (2008-11)	44	0	0	0	264
4.	Brandon Nightingale (1998-00)	42	0	1	0	254
5.	Dominic Haggerty (2012-14)	35	0	0	0	210
6.	Rodney Hill (1997-00)	32	0	3	0	198
7.	Jake Hanna (1926)	24	32	0	7	197
8.	Mercer Tenille (1927)	30	10	0	2	196
9.	Bucky Bryan (1931)	27	9	0	0	171
10.	Charlie Barham (2016-18)	28	0	0	0	168
11.	Joe Almokary (1928)	26	8	0	0	164

Byrd Career Tackles Leaders (since 2002)

Rk	Player (Years)	U	A	TOT
1.	Paul Dupée (2005-07)	151	114	265
2.	Scotty Dickson (2006-08)	149	79	228
3.	Jonathan Stewart (2006-08)	131	82	213
4.	Pat Thomas (2004-06)	116	87	203
5.	Travis Gibson (2008-10)	138	48	186
6.	Will Anglin (2009-11)	143	30	173
7.	Krishun Cash (2012-14)	128	39	167
8.	Brayden Hermes (2018-20)	124	34	158
9.	Roger Goorley (2002-03)	96	58	154
10.	Nicholas Peoples (2009-11)	121	32	153
11.	Detrick Taylor (2002-04)	94	46	140



2020 YARDSTICKS

Calvary	0	7	14	6	-27
Byrd	7	14	7	7	-35

BHS - Venzell Thompson 2 run (Brayden Hermes kick)
 BHS - Thompson 5 run (Hermes kick)
 CBA - Joseph Wilson 48 pass from Landry Lyddy (Thomas Murray kick)
 BHS - Mitchell Ramsey 94 kickoff return (Hermes kick)
 CBA - Wilson 64 pass from Lyddy (Murray kick)
 CBA - Jordan Wallace 77 pass from Lyddy (Murray kick)
 BHS - Lake Lambert 6 run (Hermes kick)
 CBA - Wallace 53 pass from Lyddy (kick blocked)
 BHS - Ramsey 8 run (Hermes kick)

	CBA	BHS
First Downs	10	12
Rushing Yards	15-33	51-203
Passing Yards	295	63
Passes (C-A-I)	15-30-0	4-8-0
Punts-Avg.	6-32.8	4-46.2
Fumbles-Lost	0-0	3-2
Penalties-Yards	3-15	7-84

Individual Leaders

Rushing - CBA: Wilson 11-50, Miles Williams 1-6, Lyddy 3-(-23); BHS: William Berry 8-53, Lambert 8-45, Ramsey 13-42, Thompson 14-35, Jason Little 8-28.
Passing - CBA: Lyddy 15-30-0 295; BHS: Lambert 4-7-0 63, Thompson 0-1-0 0.
Receiving - CBA: Wilson 10-142, Wallace 4-142, Roderick Harris 1-11; BHS: Kellum Humphrey 4-63.

Haughton	3	0	0	7	-10
Byrd	7	7	7	7	-28

HHS - Carter Jensen 39 field goal
 BHS - William Berry 60 run (Brayden Hermes kick)
 BHS - Berry 11 run (Hermes kick)
 BHS - Mitchell Ramsey 4 run (Hermes kick)
 BHS - Jason Little 48 run (Hermes kick)
 HHS - Elijah Rochon 23 pass from Collin Rains (Jensen kick)

	HHS	BHS
First Downs	14	18
Rushing Yards	20-(-5)	55-355
Passing Yards	255	30
Passes (C-A-I)	20-36-3	2-3-0
Punts-Avg.	3-36.3	3-41.0
Fumbles-Lost	1-0	4-2
Penalties-Yards	6-49	10-89

Individual Leaders

Rushing - HHS: Keshun English 5-17, Dexter Smith 8-14, Rains 7-(-36); BHS: Little 12-108, Berry 8-98, Ramsey 8-69, Venzell Thompson 12-63, Bryan Burrell 4-11, Lake Lambert 10-5, Tyler Nichols 1-1.
Passing - HHS: Rains 20-36-3 255; BHS: Lambert 2-3-0 30.
Receiving - HHS: Rochon 9-123, Michael Williams 7-107, Coleman Stafford 2-15, John Ecot 2-10; BHS: Berry 1-20, Ramsey 1-10.

Byrd	0	0	7	13	-20
Natchitoches	0	0	0	0	-0

BHS - Venzell Thompson 7 run (Brayden Hermes kick)
 BHS - Lake Lambert 33 run (kick failed)
 BHS - Lambert 1 run (Michael Hamaeui kick)

	BHS	NCHS
First Downs	14	3
Rushing Yards	46-257	29-24
Passing Yards	-2	0
Passes (C-A-I)	1-2-0	0-2-0
Punts-Avg.	1-42.0	5-23.8
Fumbles-Lost	2-1	1-0
Penalties-Yards	6-37	5-27

Individual Leaders

Rushing - BHS: Thompson 24-106, Lambert 6-94, William Berry 5-39, Jason Little 4-15, Jacob McClure 2-4, Tyler Nichols 1-2, Mitchell Ramsey 2-1; NCHS: Logan Lonadier 9-10, Trenton Bradley 6-9, Braylin Demars 3-6, Joe Metoyer 2-3, Caylin Demars 3-3, Colby Raupp 6-(-7).
Passing - BHS: Lambert 0-0-0 0, Logan Pons 1-2-0 (-2); NCHS: Raupp 0-2-0 0.
Receiving - BHS: Berry 1-(-2); NCHS: None.

Parkway	0	0	0	7	-7
Byrd	21	7	7	7	-42

BHS - Jason Little 3 run (Brayden Hermes kick)
 BHS - William Berry 3 run (Hermes kick)
 BHS - Little 4 run (Hermes kick)
 BHS - Little 1 run (Hermes kick)
 BHS - Berry 20 run (Hermes kick)
 BHS - Josh Allen 45 run (Michael Hamaeui kick)
 PHS - Rontavious Richmond 10 run (Aeron Burrell kick)

	PHS	BHS
First Downs	6	16
Rushing Yards	21-88	46-278
Passing Yards	23	71
Passes (C-A-I)	8-16-1	4-7-0
Punts-Avg.	4-37.5	2-38.0
Fumbles-Lost	0-0	0-0
Penalties-Yards	4-25	6-50

Individual Leaders

Rushing - PHS: Richmond 11-64, Jaylan White 3-16, D. Blackwell 1-9, Cannon Link 4-0, J. Saiz 2-(-1); BHS: Lake Lambert 8-96, Allen 5-58, Little 19-56, Berry 3-27, Mitchell Ramsey 5-25, Venzell Thompson 2-17, Jacob McClure 1-3, William Whitman 1-0, Paul Stephens 1-(-1), Tyler Nichols 1-(-3).
Passing - PHS: Link 7-14-1 27, Eli Harper 1-2-0 (-4); BHS: Lambert 4-7-0 71.
Receiving - PHS: Jalun Reed 4-16, Ed Moses 2-10, Richmond 1-1, Ashton Allen 1-(-4); BHS: Humphrey 4-71.

E. Ascension	0	14	0	6	-20
Byrd	14	7	0	6	-27

BHS - Mitchell Ramsey 83 kickoff return (Brayden Hermes kick)
 BHS - Kellum Humphrey 35 pass from Lake Lambert (Hermes kick)
 BHS - Ramsey 58 run (Hermes kick)
 EA - Kendall Washington 21 pass from Troy Dunn (Logan Kern kick)
 EA - Novell Chopin 14 pass from Dunn (Kern kick)
 BHS - William Berry 70 pass from Lambert (kick failed)
 EA - Chopin 3 pass from Dunn (kick failed)

	EA	BHS
First Downs	11	11
Rushing Yards	37-201	39-258
Passing Yards	85	112
Passes (C-A-I)	7-17-1	3-7-0
Punts-Avg.	6-27.8	5-31.6
Fumbles-Lost	1-1	3-2
Penalties-Yards	6-47	9-66

Individual Leaders

Rushing - EA: Walter Samuel 18-105, Dunn 10-92, Keandre Johnson 1-4, Kendall Washington 7-1, Kael Babin 1-(-1); BHS: Ramsey 11-138, Lambert 8-34, Venzell Thompson 9-33, Berry 3-27, Jason Little 7-27.
Passing - EA: Dunn 7-17-1 85; BHS: Lambert 3-7-0 112.
Receiving - EA: Chopin 4-62, Washington 2-29, Samuel 1-(-6); BHS - Berry 1-70, Humphrey 1-35, Ramsey 1-7.

Airline	0	7	7	14	-28
Byrd	21	14	0	14	-49

BHS - Campbell Brown 15 fumble return (Brayden Hermes kick)
 BHS - Venzell Thompson 3 run (Hermes kick)
 BHS - William Berry 11 run (Hermes kick)
 BHS - Berry 14 run (Hermes kick)
 AHS - Jamall Asberry 9 pass from Alex Garcia (Jackson Tinkis kick)
 BHS - Berry 8 run (Hermes kick)
 AHS - Asberry 31 run (Tinkis kick)
 AHS - Devin Bilbo 12 pass from Garcia (Tinkis kick)
 BHS - Berry 20 run (Hermes kick)
 AHS - Bilbo 35 pass from Garcia (Tinkis kick)
 BHS - Mitchell Ramsey 50 kickoff return (Hermes kick)

	AHS	BHS
First Downs	19	20
Rushing Yards	30-100	50-397
Passing Yards	233	11
Passes (C-A-I)	23-35-0	2-4-0
Punts-Avg.	4-28.8	2-32.0
Fumbles-Lost	3-1	2-2
Penalties-Yards	0-0	5-35

Individual Leaders

Rushing - AHS: Asberry 12-71, Michael Johnson 6-23, Bryson Turner 1-5, Garcia 11-1; BHS: Berry 9-135, Jason Little 13-84, Thompson 9-67, Ramsey 8-56, Lake Lambert 8-53, Josh Allen 1-4, Team 2*(-2).
Passing - AHS: Garcia 23-35-0 233; BHS: Lambert 2-4-0 11.
Receiving - AHS: Bilbo 9-90, Asberry 8-59, Daxton Chavez 2-32, Xavion Butler 1-22, Jaylon Jenkins 1-15, Tuner 1-12, Johnson 1-3; BHS - Ramsey 2-11.



2020 YARDSTICKS

Byrd	0	7	7	14	-28
Shreve	0	7	0	0	-7

CSH - Ckelby Givens 1 run (Alex Auer kick)
 BHS - William Berry 5 run (Braydon Hermes kick)
 BHS - Mitchell Ramsey 10 run (Hermes kick)
 BHS - Kellum Humphrey 50 run (Hermes kick)
 BHS - Lake Lambert 4 run (Hermes kick)

	BHS	CSH
First Downs	14	13
Rushing Yards	48-271	31-112
Passing Yards	24	68
Passes (C-A-I)	1-3-0	7-20-1
Punts-Avg.	4-35.3	5-38.0
Fumbles-Lost	0-0	1-0
Penalties-Yards	6-58	4-31

Individual Leaders

Rushing - BHS: Ramsey 9-84, Venzell Thompson 18-79, Humphrey 1-50, Jason Little 5-29, William Berry 7-18, Lambert 8-11; CSH: Samtavious Smith 16-71, Kenyon Terrell 11-41, Givens 3-3, T.J. Lee 1-(-3).

Passing - BHS: Lambert 1-3-0 24; CSH: Terrell 7-20-1 68.

Receiving - BHS: Berry 1-24; CSH: Lee 2-24, William Moore 2-13, Smith 1-12, Braylon Finney 1-10, Ty Smith 1-9.

Byrd	7	30	7	7	-51
Southwood	0	0	0	0	-0

BHS - Jacob McClure 13 run (Braydon Hermes kick)
 BHS - Venzell Thompson 4 run (Hermes kick)
 BHS - Kellum Humphrey 46 pass from Lake Lambert (Hermes kick)
 BHS - Jason Little 5 run (Hermes kick)
 BHS - Safety, team
 BHS - Little 1 run (Hermes kick)
 BHS - Andrew Burak 0 fumble recovery (Hermes kick)
 BHS - Josh Allen 57 run (Hermes kick)

	BHS	SHS
First Downs	11	4
Rushing Yards	28-173	20-(-99)
Passing Yards	85	32
Passes (C-A-I)	2-2-0	5-15-0
Punts-Avg.	0-0.0	3-23.3
Fumbles-Lost	3-1	3-2
Penalties-Yards	5-54	6-26

Individual Leaders

Rushing - BHS: Allen 4-72, Thompson 10-48, McClure 2-16, Mitchell Ramsey 4-12, Tyler Nichols 2-11, Lambert 2-7, Little 3-6, Berry 1-1; SHS: Rodney Thomas 1-7, Joshua Ware 3-4, Damien Beckman 3-(-2), Corinthian Walters 1-(-2), Luis Amable 2-(-33), Dantonian Arkansas 9-(-74).

Passing - BHS: Lambert 2-2-0 85; SHS: Beckman 3-10-0 16, Arkansas 2-5-0 16.

Receiving - BHS: Humphrey 1-46, McClure 1-39; SHS: LeMarkus Barfield 2-12, Zolton Lewis 1-10, Jacques Haney 1-6, Ware 1-4.

St. Augustine	0	7	7	0	-14
Byrd	0	7	14	10	-31

BHS - Venzell Thompson 2 run (Brayden Hermes kick)
 STA - Javen Nicholas 33 pass from Kendall Sampson (Steward McCall kick)
 BHS - Jason Little 1 run (Hermes kick)
 STA - Albert Quest V 17 pass from Sampson (McCall kick)
 BHS - William Berry 6 run (Hermes kick)
 BHS - Hermes 23 field goal
 BHS - Little 6 run (Hermes kick)

	STA	BHS
First Downs	13	17
Rushing Yards	19-86	56-303
Passing Yards	118	0
Passes (C-A-I)	16-29-2	0-1-0
Punts-Avg.	5-31.0	3-31.7
Fumbles-Lost	1-1	2-2
Penalties-Yards	6-43	6-39

Individual Leaders

Rushing - STA: Quest 9-45, Sampson 8-30, Shan Brooks 1-8, Singleton 1-3; BHS: Thompson 21-112, Little 17-85, Ramsey 5-59, Jacob McClure 1-19, Berry 5-19, Lake Lambert 7-9.

Passing - STA: Sampson 16-29-2 118; BHS: Lambert 0-1-0 0.

Receiving - STA: Brooks 6-28, Nicholas 5-66, Quest 4-21, Singleton 1-3; BHS: None.

John Curtis	0	0	7	6	-13
Byrd	0	0	7	7	-14

BHS - Lake Lambert 1 run (Brayden Hermes kick)
 JCC - Caleb Spann 24 run (Elinus Noel kick)
 JCC - Caleb Spann 28 run (kick failed)
 BHS - Jason Little 1 run (Hermes kick)

	JCC	BHS
First Downs	13	13
Rushing Yards	40-205	56-180
Passing Yards	37	20
Passes (C-A-I)	4-15-2	1-2-0
Punts-Avg.	5-25.0	5-26.8
Fumbles-Lost	4-3	2-1
Penalties-Yards	4-50	5-68

Individual Leaders

Rushing - JCC: Spann 6-75, Patrick LeBranch 12-67, Tylen Taylor 9-25, Ronald Poole 9-22, Charles Quinn 3-21, Craig Gullung 1-(-5); BHS: Thompson 24-44, Lake Lambert 11-41, Little 10-39, William Berry 7-34, Mitchell Ramsey 4-22.

Passing - JCC: Taylor 4-15-2 37; BHS: Lambert 1-2-0 20.

Receiving - JCC: Joshua Dudenhoeffer 2-22, Javon Davis 2-15; BHS: Elijah Boer 1-20.



2020 DIVISION I PLAYOFF BRACKET

First Round (11/26-28)

1 Brother Martin*	
Bye	
9 Jesuit	35
8 St. Paul's*	6
5 Archbishop Rummel*	
Bye	
4 Catholic - Baton Rouge*	
Bye	
3 C.E. Byrd*	
Bye	
6 St. Augustine*	47
11 Holy Cross	14
7 John Curtis Christian*	2
10 Archbishop Shaw	0
2 Scotlandville*	
Bye	

Quarterfinals

1 Brother Martin*	36
8 Jesuit	34
5 Rummel	35
4 Catholic - Baton Rouge*	42
3 C.E. Byrd*	31
6 St. Augustine	14
7 John Curtis	34
2 Scotlandville*	14

Semifinals (12/11-12)

1 Brother Martin*	31
4 Catholic - Baton Rouge	49
3 C.E. Byrd*	14
7 John Curtis	13

Finals (12/27)

4 Catholic - Baton Rouge	6 p.m.
3 C.E. Byrd*	
The LHSAA Prep Classic	
Harry "Rags" Turpin Stadium	
Natchitoches, Louisiana	



Catholic High School of Baton Rouge Facts

Located: Baton Rouge, Louisiana (East Baton Rouge Parish)
 Founded: 1894 by the Brothers of the Sacred Heart
 Enrollment: 1,104
 Nickname: Bears
 Colors: Orange and Black
 District: 5-5A
 Stadium: Memorial Stadium
 President: Gene Tullier
 Principal: Lisa Harvey
 Athletic Director: J.P. Kelly



Coaching Staff

Head Coach: Gabe Fertitta - 6 years (58-25, .699); 4 years at CHS (42-8, .840)
 Assistants: Norman Joseph (OC), Deuce Harrison (DC), Austin Bellamy, Anthony Graham, Matt Shelton, Shawn Jezek (STC), David Maryland, Matthew Moreau, Caleb Williamson

Bear Football Facts

2020 Record8-2
 Offense..... Multiple
 Defense.....4-3
 Previous Championships 2 (2015 & 2017)

2020 Schedule & Results

10/2	vs. University	W, 27-7
10/7	vs. Edna Karr	L, 34-31
10/16	vs. St. Thomas More	L, 39-38
10/23	at East Ascension	W, 35-0
10/30	at McKinley	W, 52-8
11/6	at Ruston	W, 48-42
11/14	vs. Acadiana	W, 27-21
11/20	at Woodlawn BR	W, 34-27
12/4	vs. Rummel*	W, 42-35
12/11	at Brother Martin*	W, 49-31
12/27	vs. Byrd*	6 p.m.

* Division I Playoffs

Famous Catholic Football Alums

Jim Bernhard, Sr., Warren Capone, Neal Dellocono, Tim Joiner, Warwick Dunn, Travis Minor, Donnie Jones, Major Applewhite, Brandon Harrison, Chris Williams, Jeremy Stewart, Derrius Guice, Clyde Edwards-Helaire


BYRD IN PLAYOFFS UNDER MIKE SUGGS			
1998	L, 0-52 at West Monroe	L, 21-34 at Carencro	
2000	L, 27-30 vs. Neville	2012	W, 41-13 vs. Natchitoches
2002	W, 27-7 vs. Jesuit		L, 21-38 at Barbe
	W, 24-7 at Catholic - BR	2013	W, 24-0 vs. Shaw
	L, 20-21 OT vs. Rummel		W, 14-10 at Holy Cross
2005	W, 28-22 vs. Holy Cross		L, 22-23 vs. Rummel in Div. I State Championship
	L, 6-49 at Acadiana	2014	W, 35-6 vs. Fontainebleau
2006	W, 34-28 at John Ehret		W, 37-20 vs. East Ascension
	L, 15-42 vs. Acadiana		L, 7-19 at West Monroe
2007	W, 24-21 vs. Captain Shreve	2015	W, 45-9 vs. Fontainebleau
	L, 3-27 at John Ehret		L, 41-47 vs. Landry-Walker
2008	W, 13-0 vs. Airline	2016	L, 15-27 at St. Augustine
	L, 7-20 at Ouachita	2017	L, 28-55 vs. Rummel
2010	L, 13-44 at Ouachita	2018	L, 37-17 vs. Evangel
2011	W, 56-21 vs. West Jefferson	2019	L, 45-40 at St. Augustine
	W, 35-24 at Airline	2020	W, 31-14 vs. St. Augustine
	W, 35-24 vs. Rummel		W, 14-13 vs. Joh Curtis
			vs. Catholic

Byrd Yellow Jackets in the Playoffs				
FINALS	SEMIS	QUARTERS	SECOND	FIRST
1926	1964	1960	1970	1993
1930	2011	2002	1971	1995
1931		2014	2005	1996
1933		2018	2006	1997
1934			2007	1998
1935			2008	2000
1937			2012	2010
1943			2015	2016
1949				2017
1953				2019
1956				
1962				
2013				
2020				



 Calvary Cavaliers
10/1 at Byrd L, 35-27
10/9 at Lincoln PrepW, 59-0
10/16 vs. Rummel L, 31-13
10/23 at Clarksville, AR..... W, 42-21
10/30 at Homer..... W, 35-21
11/6 vs. Plain DealingW, 57-6
11/13 vs. Haynesville..... W, 56-13
11/19 vs. Arcadiacancelled
11/27 vs. St. Martin's.....W, 45-7
12/4 vs. Catholic - PC..... 48-16
12/11 vs. Southern Lab..... 0-0


 Houghton Buccaneers
10/2 vs. Woodlawn W, 51-26
10/8 at Byrd..... L, 28-10
10/15 at BentonW, 7-0
10/23 vs. Ouachita W, 14-7
10/30 vs. Arcadia W, 41-0
11/6 vs. Captain Shreve.. W, 27-21
11/13 at Natchitoches W, 31-6
11/20 vs. Parkway W, 33-13
11/27 vs. Live Oak..... W, 31-3
12/4 at Alexandria L, 38-6


 Natchitoches Chiefs
10/2 vs. LC College Prep ... L, 33-13
10/9 vs. Airline L, 35-14
10/16 vs. Byrd L, 20-0
10/23 at St. Edmund's L, 35-34
10/30 vs. Captain Shreve..... L, 23-3
11/6 at Parkway..... L, 30-7
11/13 vs. Houghton L, 31-6
11/20 at Benton L, 41-0

 Parkway Panthers
10/2 at Alexandria L, 35-12
10/9 vs. Benton.....L, 32-26 OT
10/15 vs. Captain Shreve.... L, 41-20
10/22 at Byrd..... L, 42-7
10/30 vs. Woodlawn..... W, 36-26
11/6 vs. Natchitoches W, 30-7
11/13 vs. Southwood..... W, 49-27
11/20 at Houghton..... L, 33-13


 Benton Tigers
10/2 vs. Huntington..... L, 28-27
10/9 at Parkway.....W, 32-26 OT
10/16 vs. HoughtonL, 7-0
10/23 vs. Captain Shreve ... L, 24-21
10/30 vs. Byrdcancelled
11/6 at Southwood.....cancelled
11/13 at Airline L, 31-28
11/20 vs. Natchitoches.....W, 40-0
12/4 at West Ouachita L, 21-17

 Airline Vikings
10/2 vs. RustonL, 48-14
10/9 at Natchitoches W, 35-14
10/16 vs. Southwood..... W, 37-0
10/23 at Houghton.....cancelled
10/30 vs. Parkwaycancelled
11/6 at Byrd.....L, 49-28
11/13 vs. Benton W, 31-28
11/20 vs. Captain Shreve.. L, 24-14
11/27 at Zachary L, 41-7

 Captain Shreve Gators
10/2 vs. ScotlandvilleL, 13-9
10/9 vs. SouthwoodW, 51-14
10/16 at Parkway.....W, 41-20
10/23 at Benton.....W, 24-21
10/30 at Natchitoches..... W, 23-3
11/6 at HoughtonL, 27-21
11/12 vs. ByrdL, 28-7
11/20 at Airline.....W, 24-14
11/27 at East AscensionL, 28-14

 Southwood Cowboys
10/2 at Northwood.....NC 0-0 (df)
10/9 at Captain Shreve..... L, 51-14
10/16 at Airline L, 37-0
10/23 vs. Natchitoches.....cancelled
10/30 at Houghton.....cancelled
11/6 vs. Tioga L, 43-20
11/13 at Parkway..... L, 49-27
11/19 vs. Byrd L, 51-0

 East Ascension Spartans
10/2 vs. NorthwestW, 21-0
10/9 at W. EastonW, 30-27 2OT
10/16 vs. St. Charles L, 17-9
10/23 vs. Catholic BR L, 35-0
10/30 at Byrd L, 27-20
11/6 vs. Woodlawn BR ...cancelled
11/12 vs. McKinley.....W, 44-0
11/21 at St. Amant.....W, 35-32 2OT
11/27 vs. Captain Shreve.. W, 28-14
12/4 at Acadiana..... L, 42-14

 St. Augustine Knights
10/2 at Zachary L, 41-32
10/25 vs. Jesuit..... W, 42-21
11/1 vs. Edna Karr W, 27-26
11/7 vs. Rummel L, 31-19
11/14 at Shaw W, 33-28
11/19 at Holy Cross..... W, 56-35
11/27 vs. Holy Cross..... W, 47-14
12/4 vs. Byrd..... L, 31-14

 John Curtis Patriots
10/2 at Landry-Walker.....W, 28-0
10/11 vs. Acadiana.....L, 21-13
10/17 vs. Edna KarrL, 36-33
10/22 vs. ShawW, 33-6
10/31 at Jesuit.....W, 23-16
11/6 vs. Holy CrossW, 37-3
11/14 at RummelL, 20-14
11/20 at Brother Martin.....L, 38-35
11/27 vs. Shaw W, 2-0 (f)
12/4 at ScotlandvilleW, 34-14
12/11 at Byrd.....L, 14-13

 Catholic High Bears
10/2 vs. UniversityW, 27-7
10/7 vs. Edna KarrL, 34-31
10/16 vs. St. Thomas More L, 39-38
10/23 at East AscensionW, 35-0
10/30 at McKinley.....W, 52-8
11/6 at RustonW, 48-42
11/14 vs. Acadiana.....W, 27-21
11/20 at Woodlawn BR ...W, 34-27
12/4 vs.. RummelW, 42-35
12/11 at Brother Martin...W, 49-31
12/27 vs. Byrd 6 p.m.



**2020 BYRD YELLOW JACKETS
FOOTBALL SCHEDULE AND RESULTS
(10-0, 6-0)**

DATE	OPPONENT	LOCATION	RESULTS
Thu., Oct. 1	vs. Calvary Cavaliers	Lee Hedges Stadium	W, 35-27
Thu., Oct. 8	vs. Haughton Buccaneers*	Lee Hedges Stadium	W, 28-10
Fri., Oct. 16	at Natchitoches Central Chiefs*	Turpin Stadium (Natchitoches)	W, 20-0
Thu., Oct. 22	vs. Parkway Panthers*	Lee Hedges Stadium (HC)	W, 42-7
Fri., Oct. 30	vs. East Ascension Spartans	Lee Hedges Stadium	W, 27-20
Fri., Nov. 6	vs. Airline Vikings*	Independence Stadium	W, 49-28
Thu., Nov. 12	at Captain Shreve Gators*	Independence Stadium (Visitor)	W, 28-7
Thu., Nov. 19	at Southwood Cowboys*	Lee Hedges Stadium (Visitor)	W, 51-0
Fri., Dec. 4	vs. St. Augustine Purple Knights**	Lee Hedges Stadium	W, 31-14
Fri., Dec. 11	vs. John Curtis Christian Patriots**	Lee Hedges Stadium	W, 14-13
Sun., Dec. 27	vs. Catholic High Bears**	Turpin Stadium (Natchitoches)	6 p.m.

* - District 1-5A games

HC - Homecoming

** - Division I Playoffs





2020 BYRD YELLOW JACKETS TEAM STATISTICS

SCORE BY QUARTERS	1st	2nd	3rd	4th	Total
Yellow Jackets.....	77	93	63	92	- 325
Opponents.....	3	42	35	46	- 126

TEAM STATISTICS	BYRD	OPP
SCORING.....	325	126
Points Per Game.....	32.5	12.6
Points Off Turnovers.....	56	23
FIRST DOWNS.....	149	106
Rushing.....	125	45
Passing.....	14	49
Penalty.....	10	12
RUSHING YARDAGE.....	2673	744
Yards gained rushing.....	2829	1106
Yards lost rushing.....	156	362
Rushing Attempts.....	474	261
Average Per Rush.....	5.6	2.9
Average Per Game.....	267.3	74.4
TDs Rushing.....	38	5
PASSING YARDAGE.....	414	1149
Comp-Att-Int.....	20-39-0	105-216-10
Average Per Pass.....	10.6	5.3
Average Per Catch.....	20.7	10.9
Average Per Game.....	41.4	114.9
TDs Passing.....	3	13
TOTAL OFFENSE.....	3087	1893
Total Plays.....	513	477
Average Per Play.....	6.0	4.0
Average Per Game.....	308.7	189.3
KICK RETURNS: #-Yards.....	18-448	27-388
PUNT RETURNS: #-Yards.....	12-118	3-8
INT RETURNS: #-Yards.....	10-80	0-0
KICK RETURN AVERAGE.....	24.9	14.4
PUNT RETURN AVERAGE.....	9.8	2.7
INT RETURN AVERAGE.....	8.0	0.0
FUMBLES-LOST.....	22-13	14-8
PENALTIES-Yards.....	66-598	44-326
Average Per Game.....	59.8	32.6
PUNTS-Yards.....	29-1027	46-1400
Average Per Punt.....	35.4	30.4
Net punt average.....	33.8	27.9
KICKOFFS-Yards.....	55-2344	30-935
Average Per Kick.....	42.6	31.2
Net kick average.....	31.2	15.6
TIME OF POSSESSION/Game.....	26:25	21:09
3RD-DOWN Conversions.....	46/100	23/105
3rd-Down Pct.....	46%	22%
4TH-DOWN Conversions.....	8/17	4/25
4th-Down Pct.....	47%	16%
SACKS BY-Yards.....	20-139	5-24
MISC YARDS.....	0	0
TOUCHDOWNS SCORED.....	46	18
FIELD GOALS-ATTEMPTS.....	1-3	1-1
ON-SIDE KICKS.....	0-0	0-0
RED-ZONE SCORES.....	(31-35) 89%	(9-11) 82%
RED-ZONE TOUCHDOWNS.....	(30-35) 86%	(8-11) 73%
PAT-ATTEMPTS.....	(44-46) 96%	(15-18) 83%



2020 BYRD YELLOW JACKETS OFFENSIVE STATISTICS

RUSHING	GP	Att	Gain	Loss	Net	Avg	TD	Long	Avg/G
V. Thompson	10	142	630	26	604	4.3	6	24	60.4
M. Ramsey	10	68	529	35	494	7.3	4	59	49.4
J. Little	10	100	488	7	481	4.8	9	48	48.1
W. Berry	10	57	477	29	448	7.9	10	67	44.8
L. Lambert	10	73	451	45	406	5.6	5	43	40.6
J. Allen	3	10	137	3	134	13.4	2	57	44.7
K. Humphrey	8	2	50	0	50	25.0	1	50	6.2
J. McClure	4	6	42	0	42	7.0	1	19	10.5
B. Burrell	1	4	11	0	11	2.8	0	6	11.0
T. Nichols	6	5	14	3	11	2.2	0	10	1.8
W. Whitman	1	1	0	0	0	0.0	0	0	0.0
P. Stephens	2	1	0	1	-1	-1.0	0	0	-0.5
TEAM	6	2	0	2	-2	-1.0	0	0	-0.3
W. Fox	2	2	0	2	-2	-1.0	0	0	-1.0
L. Pons	1	1	0	3	-3	-3.0	0	0	-3.0
Total.....	10	474	2829	156	2673	5.6	38	67	267.3
Opponents.....	10	261	1106	362	744	2.9	5	42	74.4

PASSING	GP	Effic	Cmp-Att-Int	Pct	Yds	TD	Lng	Avg/G
L. Lambert	10	177.34	19-36-0	52.8	416	3	70	41.6
L. Pons	1	41.60	1-2-0	50.0	-2	0	0	-2.0
V. Thompson	10	0.00	0-1-0	0.0	0	0	0	0.0
Total.....	10	165.84	20-39-0	51.3	414	3	70	41.4
Opponents.....	10	103.90	105-216-10	48.6	1149	13	77	114.9

RECEIVING	GP	No.	Yds	Avg	TD	Long	Avg/G
K. Humphrey	8	10	215	21.5	2	46	26.9
W. Berry	10	4	112	28.0	1	70	11.2
M. Ramsey	10	4	28	7.0	0	10	2.8
J. McClure	4	1	39	39.0	0	39	9.8
E. Boer	1	1	20	20.0	0	20	20.0
Total.....	10	20	414	20.7	3	70	41.4
Opponents.....	10	105	1149	10.9	13	77	114.9

PUNT RETURNS	No.	Yds	Avg	TD	Long
K. Humphrey	9	88	9.8	0	21
B. Hermes	3	30	10.0	0	19
Total.....	12	118	9.8	0	21
Opponents.....	3	8	2.7	0	10

INTERCEPTIONS	No.	Yds	Avg	TD	Long
C. Grieder	3	20	6.7	0	20
Jr. Brown	2	0	0.0	0	0
B. Hermes	2	29	14.5	0	29
J. Jordan	1	27	27.0	0	27
Ja. Lacour	1	4	4.0	0	4
C. Bruno	1	0	0.0	0	0
Total.....	10	80	8.0	0	29
Opponents.....	0	0	0.0	0	0

KICK RETURNS	No.	Yds	Avg	TD	Long
M. Ramsey	11	374	34.0	3	94
T. Nichols	2	15	7.5	0	10
D. Strickland	2	42	21.0	0	37
R. Sepulvado	1	2	2.0	0	2
C. Grieder	1	6	6.0	0	6
T. Poland	1	9	9.0	0	9
Total.....	18	448	24.9	3	94
Opponents.....	27	388	14.4	0	32

FUMBLE RETURNS	No.	Yds	Avg	TD	Long
C. Brown	1	15	15.0	1	15
A. Burak	0	0	0.0	1	0
Total.....	1	15	15.0	2	15
Opponents.....	3	-15	-5.0	0	0

SCORING	TD	FGs	Kick	Rush	Rcv	Pass	DXP	Saf	Points
W. Berry	11	0-0	0-0	0-0	0	0-0	0	0	66
J. Little	9	0-0	0-0	0-0	0	0-0	0	0	54
B. Hermes	0	1-3	42-43	0-0	0	0-0	0	0	45
M. Ramsey	7	0-0	0-0	0-0	0	0-0	0	0	42
V. Thompson	6	0-0	0-0	0-0	0	0-0	0	0	36
L. Lambert	5	0-0	0-0	0-0	0	0-0	0	0	30
K. Humphrey	3	0-0	0-0	0-0	0	0-0	0	0	18
J. Allen	2	0-0	0-0	0-0	0	0-0	0	0	12
J. McClure	1	0-0	0-0	0-0	0	0-0	0	0	6
A. Burak	1	0-0	0-0	0-0	0	0-0	0	0	6
C. Brown	1	0-0	0-0	0-0	0	0-0	0	0	6
M. Hamauei	0	0-0	2-3	0-0	0	0-0	0	0	2
TEAM	0	0-0	0-0	0-0	0	0-0	0	1	2
Total.....	46	1-3	44-46	0-0	0	0-0	0	1	325
Opponents.....	18	1-1	15-18	0-0	0	0-0	0	0	126

TOTAL OFFENSE	G	Plays	Rush	Pass	Total	Avg/G
L. Lambert	10	109	406	416	822	82.2
V. Thompson	10	143	604	0	604	60.4
M. Ramsey	10	68	494	0	494	49.4
J. Little	10	100	481	0	481	48.1
W. Berry	10	57	448	0	448	44.8
J. Allen	3	10	134	0	134	44.7
K. Humphrey	8	2	50	0	50	6.2
J. McClure	4	6	42	0	42	10.5
B. Burrell	1	4	11	0	11	11.0
T. Nichols	6	5	11	0	11	1.8
P. Stephens	2	1	-1	0	-1	-0.5
W. Fox	2	2	-2	0	-2	-1.0
TEAM	6	2	-2	0	-2	-0.3
L. Pons	1	3	-3	-2	-5	-5.0
Total.....	10	513	2673	414	3087	308.7
Opponents.....	10	477	744	1149	1893	189.3

ALL PURPOSE	G	Rush	Rec	PR	KOR	IR	Tot	Avg/G
M. Ramsey	10	494	28	0	374	0	896	89.6
V. Thompson	10	604	0	0	0	0	604	60.4
W. Berry	10	448	112	0	0	0	560	56.0
J. Little	10	481	0	0	0	0	481	48.1
L. Lambert	10	406	0	0	0	0	406	40.6
K. Humphrey	8	50	215	88	0	0	353	44.1
J. Allen	3	134	0	0	0	0	134	44.7
J. McClure	4	42	39	0	0	0	81	20.2
B. Hermes	10	0	0	30	0	29	59	5.9
D. Strickland	3	0	0	0	42	0	42	14.0
J. Jordan	8	0	0	0	0	27	27	3.4
C. Grieder	3	0	0	0	6	20	26	8.7
T. Nichols	6	11	0	0	15	0	26	4.3
E. Boer	1	0	20	0	0	0	20	20.0
B. Burrell	1	11	0	0	0	0	11	11.0
T. Poland	6	0	0	0	9	0	9	1.5
Ja. Lacour	7	0	0	0	0	4	4	0.6
R. Sepulvado	1	0	0	0	2	0	2	2.0
P. Stephens	2	-1	0	0	0	0	-1	-0.5
TEAM	6	-2	0	0	0	0	-2	-0.3
W. Fox	2	-2	0	0	0	0	-2	-1.0
L. Pons	1	-3	0	0	0	0	-3	-3.0
Total.....	10	2673	414	118	448	80	3733	373.3
Opponents.....	10	744	1149	8	388	0	2289	228.9



2020 BYRD YELLOW JACKETS DEFENSIVE STATISTICS

DEFENSIVE LEADERS	GP	Tackles			TFL/Yds	-Sacks-	---Pass Def---			-Fumbles-		Blkd	
		Solo	Ast	Total			No-Yds	Int-Yds	BrUp	QBH	Rcv-Yds	FF	Kick
15 B. Hermes	10	43	10	53	5.0-11	.	2-29	3	.	.	.	1	.
23 L. Miletello	10	39	11	50	9.0-38	2.5-22	.	1
94 C. Bruno	9	30	9	39	4.0-14	2.0-6	1-0	.	.	1-0	1	.	.
21 J. Jordan	8	31	6	37	1.0-2	.	1-27	3	.	1-0	.	.	.
53 S. Collins	10	24	11	35	7.0-30	2.5-2	1	.	.
1 Jr. Brown	10	21	13	34	5.0-20	2.0-12	2-0	2
99 C. Brown	7	23	6	29	7.0-39	5.5-32	.	.	.	1-15	2	.	.
13 R. Todd	9	22	6	28	10.0-39	1.0-9	.	2
69 D. Dayries	8	11	7	18	5.0-15	2.5-6
97 Ja. Partington	7	9	4	13	1.0-6	1.0-6	.	.	.	1-0	.	.	.
6 T. Walker	7	10	2	12
8 Ja. Lacour	7	8	3	11	1.0-4	.	1-4	3
44 B. Brossette	9	9	3	12	1.0-1	.	.	1
9 T. Poland	6	9	1	10	2.0-5	1.0-2	.	4
98 W. Anderson	7	5	4	9	1.0-5
35 A. Sollazzo	6	5	2	7	1.0-2	1-0	.	.	.
51 Sa. Benson	3	7	.	7	.	.	.	1
33 Ju. Partington	4	4	2	6	.	.	.	1
25 C. Grieder	3	2	1	3	.	.	3-20	1
18 T. Nichols	6	2	1	3	1.0-13	1.0-13
TM TEAM	6	2	.	2	2-0	.	.	1
93 B. Belanger	2	2	.	2	1.0-3
39 C. Jones	2	1	1	2	1.0-1
14 L. Lambert	10	2	.	2
27 D. Aillet	1	1	1	2
26 D. Strickland	3	1	.	1
52 T. Walden	1	1	.	1
17 W. Whitman	1	1	.	1
37 L. Taylor	1	.	1	1
32 A. Burak	1	1	.	1	1-0	.	.	.
49 D. Clark	1	1	.	1
5 J. Little	10	1	.	1
54 J. Stratton	1	.	1	1
89 K. Moore	1	1	.	1	1.0-6	1.0-6
96 C. Adcock	1	1	.	1	1.0-5
3 V. Thompson	10	1	.	1
4 W. Berry	10	1	.	1
91 C. Hamm	1	1	.	1	1.0-7	1.0-7
24 P. Stephens	2	1
Total.....	10	333	106	439	66-266	20-139	10-80	23	.	8-15	4	1	1
Opponents.....	10	427	139	566	43-116	5-24	.	5	.	13--15	8	.	.

2020 BYRD YELLOW JACKETS KICKING STATISTICS

FIELD GOALS	FGM-FGA	Pct	01-19	20-29	30-39	40-49	50-99	Lg	Blk	PUNTING	No.	Yds	Avg	Long	TB	FC	I20	Blkd
B. Hermes	1-3	33.3	0-0	1-2	0-1	0-0	0-0	23	0	V. Thompson	27	951	35.2	50	2	1	8	0
										L. Lambert	1	52	52.0	52	0	0	1	0
FG SEQUENCE	Yellow Jackets			OPONENTS						M. Hamauei	1	24	24.0	24	0	0	0	0
Cavaliers	-									Total.....	29	1027	35.4	52	2	1	9	0
Buccaneers	-				(39)					Opponents.....	46	1400	30.4	59	0	7	6	0
Chiefs	32									KICKOFFS	No.	Yds	Avg	TB	OB	Retn	Net	YdLn
Panthers	-									B. Hermes	41	1922	46.9	11	0			
Spartans	-									M. Hamauei	14	422	30.1	1	1			
Vikings	-									Total.....	55	2344	42.6	12	1	388	31.2	28
Gators	-									Opponents.....	30	935	31.2	1	1	448	15.6	44
Cowboys	28																	
Puple Knights	(23)																	
Patriots	-																	

Numbers in (parentheses) indicate field goal was made.



2020 BYRD YELLOW JACKETS TEAM SUPERLATIVES

<u>CATEGORY</u>	<u>HIGH</u>	<u>LOW</u>
POINTS SCORED	51 vs. SOUTHWOOD	14 vs. JOHN CURTIS
FIRST DOWNS	20 vs. AIRLINE	11 vs. EAST ASCENSION, SOUTHWOOD
TOTAL YARDS	408 vs. AIRLINE	200 vs. JOHN CURTIS
TOTAL PLAYS	59 vs. CALVARY	30 vs. SOUTHWOOD
RUSHING YARDS	397 vs. AIRLINE	173 vs. SOUTHWOOD
RUSHING ATTEMPTS	56 vs. JOHN CURTIS	28 vs. SOUTHWOOD
RUSHING TDS	6 vs. PARKWAY	1 vs. EAST ASCENSION
PASSING YARDS	112 vs. EAST ASCENSION	-2 vs. NATCHITOCHEs CENTRAL
PASS ATTEMPTS	8 vs. CALVARY	1 vs. ST. AUGUSTINE
PASS COMPLETIONS	4 vs. PARKWAY, CALVARY	0 vs. ST. AUGUSTINE
PASSING TDS	2 vs. EAST ASCENSION	0 vs. SEVEN TEAMS
INTERCEPTIONS	0	0 vs. 10 TEAMS
PUNTS	5 vs. EAST ASCENSION, JOHN CURTIS	0 vs. SOUTHWOOD
PUNTING AVERAGE (2 PUNTS MIN)	46.2 vs. CALVARY	26.8 vs. JOHN CURTIS
FUMBLES	4 vs. HAUGHTON	0 vs. TWO TEAMS
FUMBLES LOST	2 vs. FIVE TEAMS	0 vs. TWO TEAMS
PENALTIES	10 vs. HAUGHTON	5 vs. THREE TEAMS
PENALTY YARDS	89 vs. HAUGHTON	35 vs. AIRLINE

BYRD INDIVIDUAL GAME HIGHS

<u>CATEGORY</u>	<u>PLAYER</u>
RUSH YARDS	138, MITCHELL RAMSEY vs. EAST ASCENSION
RUSH ATTEMPTS	24, VENZELL THOMPSON vs. TWO TEAMS
RUSH TDS	4, WILLIAM BERRY vs. AIRLINE
LONGEST RUSH	67, WILLIAM BERRY vs. AIRLINE
PASS YARDS	112, LAKE LAMBERT vs. EAST ASCENSION
PASS ATTEMPTS	7, LAKE LAMBERT vs. THREE TEAMS
PASS COMPLETIONS	4, LAKE LAMBERT vs. PARKWAY, CALVARY
PASS TDS	2, LAKE LAMBERT vs. EAST ASCENSION
LONGEST RECEPTION	70, WILLIAM BERRY vs. EAST ASCENSION
RECEIVING YARDS	71, KELLUM HUMPHREY vs. PARKWAY
RECEPTIONS	4, KELLUM HUMPHREY vs. PARKWAY, CALVARY
RECEIVING TDS	1, TWO PLAYERS vs. TWO TEAMS
FIELD GOALS	1, BRAYDEN HERMES vs. ST. AUGUSTINE
LONGEST FG	23, BRAYDEN HERMES vs. ST. AUGUSTINE
TACKLES	9, TWO PLAYERS vs. THREE TEAMS
TACKLES FOR LOSS	5, CAMPBELL BROWN vs. AIRLINE
SACKS	5, CAMPBELL BROWN vs. AIRLINE*
PASS BREAKUPS	1, MULTIPLE PLAYERS vs. EIGHT TEAMS
INTERCEPTIONS	3, CHRIS GRIEDER vs. HAUGHTON*
FUMBLE RECOVERIES	1, MULTIPLE PLAYERS vs. SIX TEAMS

*SCHOOL RECORD

OPPONENT INDIVIDUAL GAME HIGHS

<u>CATEGORY</u>	<u>PLAYER</u>
RUSH YARDS	105, WALTER SAMUEL, EAST ASCENSION
RUSH ATTEMPTS	18, WALTER SAMUEL, EAST ASCENSION
RUSH TDS	2, CALEB SPANN, JOHN CURTIS
LONGEST RUSH	42, RONTAVIOUS RICHMOND, PARKWAY
PASS YARDS	295, LANDRY LYDDY, CALVARY
PASS ATTEMPTS	36, COLLIN RAINS, HAUGHTON
PASS COMPLETIONS	23, ALEX GARCIA, AIRLINE
PASS TDS	4, LANDRY LYDDY, CALVARY
LONGEST RECEPTION	77, JORDAN WALLACE, CALVARY
RECEIVING YARDS	142, TWO PLAYERS, CALVARY
RECEPTIONS	10, JOSEPH WILSON, CALVARY
RECEIVING TDS	2, FOUR PLAYERS, THREE TEAMS
FIELD GOALS	1, CARTER JENSEN, HAUGHTON
LONGEST FG	39, CARTER JENSEN, HAUGHTON
TACKLES	20, KYLIN WHITE, JOHN CURTIS
TACKLES FOR LOSS	4, TWO PLAYERS, TWO TEAMS
SACKS	1, FIVE PLAYERS, FIVE TEAMS
PASS BREAKUPS	2, KENDRICK BROUSSARD, EAST ASCENSION
INTERCEPTIONS	0
FUMBLE RECOVERIES	1, MULTIPLE PLAYERS, SEVEN TEAMS

2020 FRIERSON FAMILY PLAYERS OF THE GAME

<u>CALVARY</u>	<u>HAUGHTON</u>	<u>NATCHITOCHEs CENTRAL</u>	<u>PARKWAY</u>	<u>EAST ASCENSION</u>
O: Lake Lambert	O: William Berry	O: Lake Lambert	O: Jason Little	O: Lake Lambert
D: C. Bruno, L. Miletello	D: Chris Grieder	D: Ryan Todd	D: D. Dayries, J. LaCour	D: C. Brown, B. Hermes
S: Mitchell Ramsey	S: Brayden Hermes	S: Michael Hamauei	S: Brayden Hermes	S: Mitchell Ramsey
<u>AIRLINE</u>	<u>CAPTAIN SHREVE</u>	<u>SOUTHWOOD</u>	<u>ST. AUGUSTINE</u>	<u>JOHN CURTIS</u>
O: William Berry	O: Kellum Humphrey	O: Venzell Thompson	O: Offensive Line	O: Jason Little
D: Campbell Brown	D: Luke Miletello	D: Carson Bruno	D: Purple Swarm Defense	D: Carson Bruno
S: Mitchell Ramsey	S: Brayden Hermes	S: Andrew Burak	S: Brayden Hermes	S: Brayden Hermes

CATHOLIC

O:
D:
S:



2020 BYRD YELLOW JACKETS SELECT PLAYERS SEASON AND CAREER HIGHS

#14 Lake Lambert, Quarterback

2020 game highs (*career high*)
Attempts: 7 vs. three teams (*same*)
Completions: 4 vs. two teams (*same*)
Yards: 112 vs. East Ascension (*same*)
Touchdowns: 2 vs. East Ascension (*same*)
Long: 70 vs. East Ascension (*same*)
Rushes: 11 vs. John Curtis (*same*)
Yards: 96 vs. Parkway (*same*)
Touchdowns: 2 vs. Natchitoches (*same*)
Long: 43 vs. Parkway (*same*)

#11 Kellum Humphrey, Receiver

2020 game highs (*career high*)
Receptions: 4 vs. two teams (*same*)
Yards: 71 vs. Parkway (*same*)
Touchdowns: 1 vs. two teams (1 vs. four teams)
Long: 46 vs. Southwood (*same*)
Attempts: 0 (1 vs. Natchitoches, 10/3/19)
Completions: 0 (1 vs. Natchitoches, 10/3/19)
Yards: 0 (32 vs. Natchitoches, 10/3/19)
Touchdowns: 0 (*same*)
Rushes: 1 vs. two teams (1 vs. eight teams)
Yards: 50 vs. Captain Shreve (*same*)
Touchdowns: 1 vs. Captain Shreve (*same*)
Long: 50 vs. Captain Shreve (*same*)

#4 William Berry, Wingback

2020 game highs (*career high*)
Rushes: 9 vs. Airline (9 vs. two teams)
Yards: 135 vs. Airline (*same*)
Touchdowns: 4 vs. Airline (*same*)
Long: 67 vs. Airline (*same*)
Receptions: 1 vs. four teams (4 vs. St. Augustine, 11/15/19)
Yards: 70 vs. East Ascension (99 vs. St. Augustine, 11/15/19)
Long: 70 vs. East Ascension (*same*)
Touchdowns: 1 vs. East Ascension (1 vs. two teams)

#3 Venzell Thompson, Fullback / Punter

2020 game highs (*career high*)
Rushes: 24 vs. two teams (24 vs. three teams)
Yards: 112 vs. St. Augustine (125 vs. Airline, 10/25/19)
Touchdowns: 2 vs. Calvary (2 vs. two teams)
Long: 24 vs. Airline (*same*)
Receptions: 0 (1 vs. three teams)
Yards: 0 (10 vs. two teams (*same*))
Long: 0 (10 vs. two teams (*same*))
Touchdowns: 0 (*same*)
Punts: 5 vs. John Curtis (8 vs. West Monroe, 9/13/19)
Long: 50 vs. Calvary (59 vs. Natchitoches, 10/3/19)
Average: 44.3 vs. Calvary (52.0 vs. Southwood, 10/25/19)

#7 Mitchell Ramsey, Wingback

2020 game highs (*career high*)
Rushes: 13 vs. Calvary (*same*)
Yards: 138 vs. East Ascension (*same*)
Long: 59 vs. East Ascension (*same*)
Touchdowns: 1 vs. four teams (1 vs. four teams)
Receptions: 2 vs. Airline (3 vs. Natchitoches, 10/3/19)
Yards: 11 vs. Airline (75 vs. Parkway, 10/11/19)
Long: 10 vs. Houghton (75 vs. Parkway, 10/11/19)
Touchdowns: 0 (1 vs. two teams)

#5 Jason Little, Fullback

2020 game highs (*career high*)
Rushes: 19 vs. Parkway (*same*)

Yards: 108 vs. Houghton (*same*)
Long: 48 vs. Houghton (*same*)
Touchdowns: 3 vs. Parkway (*same*)

#1 Makarios "Junior" Brown, Linebacker

2020 game highs (*career high*)
Solo: 6 vs. Airline (8 vs. Parkway, 10/11/19)
Assisted: 3 vs. two teams (3 vs. three teams)
Total Tackles: 7 vs. Airline (8 vs. three teams)
Tackles for Loss: 2 vs. St. Augustine (3 vs. three teams)
Sacks: 1 vs. two teams (2 vs. Evangel (P), 11/16/18)
Fumble Recoveries: 0 (1 vs. two teams)
Interceptions: 1 vs. two teams (*same*)

#15 Brayden Hermes, Safety / Kicker

2020 game highs (*career high*)
Solo: 7 vs. St. Augustine (11 vs. Parkway, 10/11/18)
Assisted: 3 vs. Parkway (5 vs. Evangel, 10/18/18)
Total Tackles: 8 vs. East Ascension (12 vs. Parkway, 10/11/18)
Interceptions: 1 vs. two teams (1 vs. five teams)
Pass Breakups: 1 vs. three teams (2 vs. Sulphur, 9/14/18)
Field Goals: 1 vs. St. Augustine (1 vs. three teams)
Long: 23 vs. St. Augustine (30 vs. Natchitoches, 10/3/19)

#94 Carson Bruno, Defensive Lineman

2020 game highs (*career high*)
Solo: 9 vs. John Curtis (*same*)
Assisted: 2 vs. three teams (5 vs. Captain Shreve, 10/31/19)
Total Tackles: 9 vs. John Curtis (9 vs. two teams)
Tackles for Loss: 1 vs. three teams (1 vs. seven teams)
Sacks: 1 vs. East Ascension (*same*)
Fumble Recoveries: 1 vs. Southwood (1 vs. four teams, 2018)
Interceptions: 1 vs. John Curtis (*same*)

#98 William Anderson, Defensive Lineman

2020 game highs (*career high*)
Solo: 1 vs. five teams (2 vs. West Monroe, 9/13/19)
Assisted: 2 vs. Natchitoches (*same*)
Total Tackles: 3 vs. Natchitoches (3 vs. two teams)

#25 Chris Grieder, Defensive Back

2020 game highs (*career high*)
Solo: 1 vs. two teams (4 vs. Southwood, 10/5/18)
Assisted: 1 vs. St. Augustine (4 vs. Natchitoches, 10/3/19)
Total Tackles: 2 vs. St. Augustine (6 vs. Natchitoches, 10/3/19)
Tackles for Loss: 0 (2 vs. Southwood, 10/5/18)
Pass Breakups: 0 (1 vs. three teams)
Interceptions: 3 vs. Houghton* (*same*)

#23 Luke Miletello, Linebacker

2020 game highs (*career high*)
Solo: 7 vs. Captain Shreve (*same*)
Assisted: 2 vs. four teams (3 vs. three teams)
Total Tackles: 8 vs. two teams (*same*)
Tackles for Loss: 2 vs. Captain Shreve (4 vs. Natchitoches, 10/13/19)
Sacks: 1 vs. East Ascension (*same*)
Pass Breakups: 1 vs. East Ascension (2 vs. Calvary, 9/19/19)

#53 Stan Collins, Defensive End

2020 game highs (*career high*)
Solo: 4 vs. two teams (*same*)

Assisted: 4 vs. East Ascension (*same*)
Total Tackles: 6 vs. two teams (*same*)
Tackles for Loss: 2 vs. Southwood (*same*)
Sacks: 1 vs. three teams (*same*)

#21 John Jordan, Defensive Back

2020 game highs (*career high*)
Solo: 6 vs. John Curtis (*same*)
Assisted: 2 vs. two teams (2 vs. three teams)
Total Tackles: 8 vs. John Curtis (*same*)
Tackles for Loss: 1 vs. Natchitoches (1 vs. two teams)
Pass Breakups: 1 vs. three teams (1 vs. five teams)
Interceptions: 1 vs. St. Augustine (1 vs. three teams)

#13 Ryan Todd, Defensive Back

2020 game highs (*career high*)
Solo: 4 vs. three teams (*same*)
Assisted: 2 vs. two teams (*same*)
Total Tackles: 6 vs. St. Augustine (*same*)
Tackles for Loss: 4 vs. Natchitoches (*same*)
Pass Breakups: 1 vs. East Ascension (*same*)

#9 Tyler Poland, Defensive Back

2020 game highs (*career high*)
Solo: 2 vs. three teams (2 vs. four teams)
Assisted: 1 vs. Calvary (1 vs. three teams)
Total Tackles: 2 vs. two teams (2 vs. four teams)
Pass Breakups: 1 vs. three teams (1 vs. four teams)

#8 Ja'Kerryon LaCour Defensive Back

2020 game highs (*career high*)
Solo: 4 vs. Houghton (*same*)
Assisted: 1 vs. two teams (*same*)
Total Tackles: 4 vs. Houghton (*same*)
Tackles for Loss: 1 vs. Parkway (*same*)
Interceptions: 1 vs. Parkway (*same*)
Pass Breakups: 2 vs. East Ascension (*same*)

#6 Travionne Walker, Defensive Back

2020 game highs (*career high*)
Solo: 2 vs. three teams (*same*)
Assisted: 1 vs. two teams (*same*)
Total Tackles: 3 vs. two teams (*same*)

#99 Campbell Brown, Defensive End

2020 game highs (*career high*)
Solo: 8 vs. Airline (*same*)
Assisted: 2 vs. two teams (*same*)
Total Tackles: 9 vs. two teams (*same*)
Tackles for Loss: 5 vs. Airline (*same*)
Sacks: 5 vs. Airline (*same*)**

#51 Sawyer Benson, Linebacker

2020 game highs (*career high*)
Solo: 4 vs. Parkway (*same*)
Assisted: 0 (*same*)
Total Tackles: 4 vs. Parkway (*same*)

#44 Brooks Brossette, Linebacker

2020 game highs (*career high*)
Solo: 2 vs. three teams (*same*)
Assisted: 1 vs. East Ascension (*same*)
Total Tackles: 2 vs. three teams (*same*)
Sacks: 0.5 vs. Houghton (*same*)
Pass Breakups: 1 vs. Airline (*same*)

* tied school record
 ** new school record