



2020 C.E. BYRD YELLOW JACKETS FOOTBALL GAME NOTES

STATE CHAMPIONS
1926, 1930, 1931, 1934, 1935, 1937,
1949

STATE RUNNERS-UP
1933, 1943, 1953, 1956, 1962, 2013

DISTRICT CHAMPIONS
1926, 1930, 1931, 1933, 1934, 1935,
1937, 1942, 1949, 1953, 1956, 1960,
1962, 1964, 1993, 1996, 1997, 2002,
2011, 2012, 2014, 2015, 2020

10

JOHN CURTIS CHRISTIAN PATRIOTS



DECEMBER 11, 2020 * 7 PM
LEE HEDGES STADIUM * SHREVEPORT, LOUISIANA



C.E. Byrd High School Facts

Located: Shreveport, Louisiana
Renamed: 1925
Enrollment: 1,840
Nickname: Yellow Jackets
Colors: Purple and Gold
District: 1-5A
Stadium: Lee Hedges Stadium
Principal: Gerald "Jerry" Badgley

Coaching Staff

Head Coach/OC: Mike Suggs
Wide Receivers: Dayton Corbett
Tight Ends: Clint Oliver
Offensive Line: Lindsey Bruno
Defensive Coordinator/LB: Stacy Ballew
Defensive Line: James Bradford
Cornerbacks: Jason Pope
Safeties: Wade Leone
Freshmen: Josh Cason, Landon Robinson,
Stirling Brooks, Cody Callicoatte

Yellow Jackets Team Facts

2019 Record 4-7, 4-3
Off. Starters Returning 8
Def. Starters Returning 6
Offensive Multiple Option
Defensive 4-2-5

2020 Schedule and Results

10/1 vs. Calvary W, 35-27
10/8 vs. *Haughton W, 28-10
10/16 at *Natchitoches CentralW, 20-0
10/22 vs. *Parkway (HC)W, 42-7
10/30 vs. East Ascension..... W, 27-20
11/6 vs. *Airline..... W, 49-28
11/12 at *Captain Shreve.....W, 28-7
11/19 at *Southwood.....W, 51-0
12/4 vs. **St. Augustine..... W, 31-14
12/11 vs. **John Curtis 7 p.m.

*District 1-5A
(HC) Homecoming
**Division I Playoffs

A TRIP TO THE DOME ON THE LINE

On Friday, Dec. 11, the No. 3-seed Byrd Yellow Jackets will battle the No. 7-seed John Curtis Patriots with a trip to the Mercedes-Benz Superdome and the LHSAA's Division I State Championship on the line. Kickoff for the semifinal game is set for 7 p.m. at Lee Hedges Stadium.

A LITTLE BIT ABOUT THE TEAMS

The Byrd Yellow Jackets own a 9-0 overall record after last Friday's 31-14 win over the St. Augustine Purple Knights in the Division I Quarterfinals. The Jackets captured the District 1-5A title with a 6-0 record and are the No. 3 seed in the Div. I Playoffs. It was the first district championship for Byrd since 2015, and the sixth for head coach Mike Suggs. The John Curtis Christian Patriots are the No. 7 seed and own a 6-4 overall record after last week's 34-14 win over the No. 2 seed Scotlandville Hornets in the quarterfinals.

LAST TIME OUT

The No 3 seed Byrd Yellow Jackets defeated the No. 6 seed St. Augustine Purple Knights 31-14 in the Div. I quarterfinals last Friday in Shreveport. The Yellow Jackets scored 24 second half points and held the Knights to just one second half touchdown to capture the victory. The No. 7 seed John Curtis Patriots defeated the No. 2 seed Scotlandville Hornets 34-14 last Friday at Southern University's A.W. Mumford Stadium. Despite suffering the losses of some key players to injury, the Patriots raced out to a 20-0 before the Hornets scored two third quarter touchdowns to make it a six-point game. Caleb Spann's 5-yard touchdown run and Jackson Wallace's 25-yard pick-six would seal the Curtis victory.

THE SERIES

This will be the first meeting between the Byrd Yellow Jackets and the John Curtis Patriots, who are members of District 9-5A, also known as "The Catholic League." Byrd has an extensive history of facing teams from the Catholic League in the playoffs. In the 116-year history of Shreveport-Byrd football, the Yellow Jackets have played the Jesuit Blue Jays, the Archbishop Rummel Raiders, the Archbishop Shaw Eagles, the Holy Cross Tigers and the St. Augustine Purple Knights in the playoffs. The only regular season matchup against a Catholic League school was the 2019 season opener against the Brother Martin Crusaders. The Yellow Jackets own a 11-10-1 record against Catholic League teams.

THE COACHES

Mike Suggs is in his 23rd season as the head coach at C.E. Byrd. Suggs, who is the school's all-time winningest coach, owns a 166-88 (.653) record as the top Jacket. After guiding Byrd to the Division I title game in 2013, Suggs was named the 2013 Class 5A Coach of Year by the La. Football Coaches Association. An All-State end for the Southwood Cowboys in 1980, he went on to play receiver at Northeast Louisiana University, now ULM. After two years as an assistant at Southwood, he came to Byrd in 1990 as an assistant. In 1998, Suggs replaced Alan Carter to become the 20th head coach in school history. John Curtis Christian School is coached by J.T. Curtis, who is in his 52nd season as the Patriots head coach. Curtis owns an incredible 598-70-6 (.892) record in his 52 years at the helm of the Patriots' football program. He is the winningest coach in Louisiana high school football history and second in U.S. history to John McKissick of Summerville, S.C., who had 621 victories. He is currently the active winningest coach in the country, but amazingly, Curtis was 0-10 in first season in 1969. In 2015, Curtis was inducted into the National Federation of High Schools' Hall of Fame.

For more information on all sports at
C.E. Byrd High school visit
www.cebyrdathletics.com





The Suggs Profile

Education

High School: Southwood, 1981
 College: Northeast Louisiana University (now UL Monroe), B.S. 1985

Player

All-State end for the Southwood Cowboys
 Wide receiver for the NLU Indians (now ULM Warhawks)

Coach

1986-87 - Graduate assistant at NLU; 1987 NCAA Division I-AA National Champions
 1988-89 -Assistant coach at Southwood High School
 1990-97 - Assistant coach at Byrd High School
 1998-2020 - Head coach at Byrd High School

Family

Wife - Sandy
 Children - Daughter - Cali; Son - Andrew (both Byrd alums)

Suggs yearly record at Byrd

1998.....	7-4
1999.....	6-5
2000.....	8-3
2001.....	3-6
2002.....	9-4
2003.....	4-5
2004.....	4-5
2005.....	7-5
2006.....	8-4
2007.....	10-2
2008.....	8-3
2009.....	4-6
2010.....	6-5
2011.....	12-1
2012.....	8-3
2013.....	11-2
2014.....	12-1
2015.....	10-2
2016.....	4-7
2017.....	5-5
2018.....	7-3
2019.....	4-7
2020.....	9-0
23 Years.....	166-88

THE SUGGS STORY

For over two decades Mike Suggs has been the head coach of the C.E. Byrd Yellow Jackets. By far the longest tenured coach in the 116-year history of Shreveport-Byrd Yellow Jackets football, Suggs is also the winningest in program history with a record of 166-88 (.653).

The Shreveport native was an All-State end at Southwood High School during some of the greatest years in Cowboys football history. His gridiron talents carried him on to Northeast Louisiana University, now the University of Louisiana Monroe, where he played wide receiver playing for ULM Hall-of-Fame coach Pat Collins. After his playing days, Suggs became a graduate assistant on Collins' staff. In 1987, ULM won the NCAA Division I-AA National Championship with a national-best 13-2 record.

In 1988, he returned to Shreveport and his high school alma mater as an assistant coach. After two seasons with the Cowboys, he was lured to Byrd by new Jackets head coach Alan Carter. It was a bold move by Suggs considering that the Byrd football program had just two winning seasons in the previous 15 years, and was coming off the worst decade in program history, which included a 30-game losing streak from 1983-86. Just how bad were things when Suggs arrived at Byrd, "We didn't have any usable equipment," he said. "When we got there all of our helmets were expired. Luckily, we had a generous booster who donated enough money for us to purchase new helmets and equipment." As the offensive coordinator, Suggs helped Byrd to two undefeated 10-0 regular seasons and two district titles in 1993 and '96. After finishing the 1997 season with a 9-2 record and a third district title, Carter resigned and moved into an administrative role at Byrd. In 1998, Suggs became the 20th head coach in program history.

The dean of area head coaches, Suggs, who's in his 31st year at the Line Avenue school, has built Byrd into one of the preeminent football programs in the area. His teams have become a reflection of their head coach carrying a reputation for being tough, physical and smart.

Byrd has won six district titles under Suggs, the most for one coach in program history. The Jackets have made the playoffs 15 of the last 16 years, the longest run in school history. In 2013, Suggs



guided the Yellow Jackets to the Division I State Championship, losing a heartbreaker 23-22 to Archbishop Rummel. Suggs was named the 2013 Class 5A Coach of Year by the Louisiana Football Coaches Association. It was the second time he received the honor. For three consecutive seasons from 2013-15 Suggs' teams posted double-digit wins, which was a first in school history. When the Byrd defeated Parkway 31-13 in 2018, the victory gave Suggs 152 wins in his coaching career. That win moved him past Fair Park coaching legend F.H. Prendergrast for third place on the all-time Caddo-

Bossier wins list.

The 57-year-old Suggs and his wife Sandy, a native of Arnaudville, La., have two children, Cali, and Andrew, both of whom are Byrd alums. Cali is a teacher at South Highlands Elementary School in Shreveport, and Andrew works in the private sector.



Shreveport-Byrd Coaching Records

<u>Coach</u>	<u>Years</u>	<u>W</u>	<u>L</u>	<u>T</u>	<u>Pct</u>
Mike Suggs	1998-2020	166	88	0	.653
H.M. Knilians	1926-34	74	10	5	.860
Lee Dobson	1935-45	72	31	7	.686
Jack Rowan	1946-55	68	40	4	.625
J.D. Cox	1960-67	59	31	2	.655
Alan Carter	1990-97	51	33	0	.607
Jimmy Harrison	1968-76	42	48	2	.467
George Hoy	1923-25	23	4	2	.827
Lee Hedges	1956-59	23	19	3	.544
Jerry Burton	1977-82	23	37	0	.439
E.L. Albersson	1920-22	19	4	5	.768
Unknown	1905-06, '09-11, '13, '18	17	5	3	.740
Boyd Cole	1985-89	11	39	0	.275
S.E. Davies	1914-15	6	5	1	.542
Frank Bridges	1916	4	3	0	.571
Evans	1907	3	2	0	.600
Scovell	1919	2	3	0	.400
Douglas Sentell	1912	1	0	0	1.000
A. Bogard	1917	0	3	1	.125
Tom Cathey	1983-84	0	18	0	.000
Totals	116 Years	664	423	35	.607



2020 District 1-5A Records and Standings

Byrd Yellow Jackets	9-0, 6-0
Haughton Buccaneers.....	7-2, 4-1
Captain Shreve Gators.....	5-4, 5-2
Airline Vikings	3-4, 3-2
Benton Tigers	2-4, 2-3
Parkway Panthers	3-5, 2-4
Southwood Cowboys	0-6, 0-4
Natchitoches Central Chiefs	0-7, 0-5

Recent Results

Byrd 31, St. Augustine 14
 Alexandria 38, Haughton 6

2020 Byrd vs. St. Augustine

St. Augustine	0	7	7	0	- 14
Byrd	0	7	14	10	- 31

BHS - Venzell Thompson 2 run (Brayden Hermes kick)

STA - Javen Nicholas 33 pass from Kendall Sampson (Steward McCall kick)

BHS - Jason Little 1 run (Hermes kick)

STA - Albert Quest V 17 pass from Sampson (McCall kick)

BHS - William Berry 6 run (Hermes kick)

BHS - Hermes 23 field goal

BHS - Little 6 run (Hermes kick)

	STA	BHS
First Downs	13	17
Rushing Yards	19-86	56-303
Passing Yards	118	0
Passes (C-A-I)	16-29-2	0-1-0
Punts-Avg.	5-31.0	3-31.7
Fumbles-Lost	1-1	2-2
Penalties-Yards	6-43	6-39

Individual Leaders

Rushing - STA: Quest 9-45, Sampson 8-30, Shan Brooks 1-8, Singleton 1-3; BHS: Thompson 21-112, Little 17-85, Ramsey 5-59, Jacob McClure 1-19, Berry 5-19, Lake Lambert 7-9.

Passing - STA: Sampson 16-29-2 118; BHS: Lambert 0-1-0 0.

Receiving - STA: Brooks 6-28, Nicholas 5-66, Quest 4-21, Singleton 1-3; BHS: None.

YELLOW JACKET STINGERS

This is the 116th season of Yellow Jackets football, 95th as C.E. Byrd...Yellow Jackets football began in 1905 and competed as Shreveport High School through the 1925 season prior to the school's name change in late September of 1925...In those 21 seasons of Shreveport High football, the Yellow Jackets compiled an impressive 75-29-12 record...In the 116-year combined history of Shreveport-Byrd football, the Yellow Jackets have won seven state championships and have been the state runners-up six times...Shreveport-Byrd owns a 664-423-35 (.607) overall won-loss record...Mike Suggs is the school's all-time winningest coach with a 166-88 (.653) record...With its 51-0 win over Southwood, Byrd captured the 2020 District 1-5A crown, and has now won 23 district titles in the school's history...Byrd has won six district titles under Suggs, the most for one coach in school history...Suggs' charges hold a 149-6 record when leading after three quarters...Byrd has made the playoffs 15 of the last 16 years, the longest run in school history...Byrd has participated in the playoffs in 31 different seasons and holds a 32-29-2 record...In 2013, the Jackets reached the state finals for the 13th time in school history and the first time since 1962...For three consecutive seasons from 2013-15 Byrd posted double-digit wins, a first in school history...Suggs holds a 97-44 record in district games in his 23 years...Mitchell Ramsey's 94-yard kickoff return for a touchdown against Calvary was the fourth longest in school history...Jalin Thomas holds the record, which will never be broken, with a 99-yard kickoff return for a touchdown against Haughton in 2017...Ramsey opened the East Ascension game with an 83-yard kickoff return for a touchdown and he returned an onside kick 50 yards for a score against Airline...Ramsey is the first Yellow Jacket to have three kickoff returns for touchdowns in the same season in the Mike Suggs era...Ramsey's three kickoff return touchdowns marks the first time since 2004 that Byrd has had two in a season...Those came in the 2004 season finale when Byrd beat Ouachita 52-42 and had two kickoff returns for touchdowns by two different players to open and close the scoring in that game...The last documented player to have two kickoff returns for touchdowns in a season was Frank Pernici in 1955...Pernici had two 92-yard kickoff returns for touchdowns against Bossier and Bolton in '55...Ramsey's 50-yard return of a Vikings' onside kick for a touchdown marked the third time a Byrd player has returned an onside kick for a touchdown at Independence Stadium - Jaylen McClinton 55 yards vs. Marshall, Texas in 2011 and Ryan Downey 50 yards vs. Bastrop in 2013...Ramsey rushed for 138 yards against East Ascension which is a season high...Chris Grieder's three interceptions against Haughton tied the school record for picks in a game...Grieder tied Nicholas Peoples, who had three interceptions against Parkway in 2011...William Berry's 67-yard run against Airline was the longest of his career...Berry had career-highs in rushing yards with 135 and in touchdowns with four against Airline...Berry's four rushing touchdowns were the most since Charlie Barham had four against Calvary in 2018...Byrd had six rushing touchdowns in its 42-7 win over Parkway which is the most rushing touchdowns since scoring seven against Parkway in 2017...Lake Lambert became the first Jacket quarterback to throw two touchdown passes in a game since Cameron Felt tossed two against Benton in 2019...Byrd had more passing yards (112) than East Ascension (85), which marked the first time this season the Jackets have done that...Byrd had more passing yards in back-to-back games against Natchitoches Central and Parkway in 2019...Campbell Brown's five sacks against Airline broke the modern-day record of 3.5 sacks set by Ryan Anthony in Byrd's 2011 playoff victory over West Jefferson...Brown's five tackles-for-loss against Airline was the most by a Jacket this season...Brown's 15-yard scoop and score against the Vikings marked the first fumble returned for a touchdown by a Jacket since Chris Singleton recovered a fumble in the end zone against Southwood in 2016...Andrew Burak's fumble recovery in the end zone against Southwood was the second of the season...The Purple Swarm Defense held Southwood to -67 yards of total offense which was the fewest yardage allowed in the Mike Suggs' era...Byrd's 51-0 blanking of Southwood was the second shutout of the season for the Jackets, which is the most since 2008 when they registered four shutouts...The 51 points scored by the Jackets against the Cowboys was the most points scored by Byrd since beating Barbe 53-14 in the 2015 season opener...Byrd's 8-0 regular season record marks the 11th time since 1926 that the Jackets have finished a regular season without a loss (two seasons had ties - 1937 & '53)...In three of those seasons - 1926, '31 and '37, the Jackets would go on to win a state championship...The undefeated regular season was the third for Byrd under Mike Suggs and the Jackets' first since 2014...With its 31-14 win over the St. Augustine, Byrd snapped a five-game playoff losing skid...Suggs owns a 16-17 record in the playoffs.

Byrd Yellow Jackets Football on Social Media



Join the Byrd Yellow Jackets Football - Family, Friends & Fans Group on **Facebook**

Twitter

Charlie Cavell @VoiceofByrd
 C.E. Byrd High School @CEByrdHigh
 Byrd Football @JacketsByrd



Instagram
 C.E. Byrd High School - cebyrdhighschool
 C.E. Byrd Football - ce.byrdfootball
 Charlie Cavell - VoiceofByrd



Byrd's Record Under Mike Suggs

Points Scored	Won	Loss
60+	3	0
50+	18	0
40+	42	3
30+	40	3
21+	47	16
-20	16	66
	166	88

Yellow Jackets Record by Uniform

Uniform Combo	Won	Loss
Purple pants/Purple jerseys	0	0
Purple pants/White jerseys	0	0
White pants/White jerseys	3	0
White pants/Purple jerseys	6	0
Gold pants/Purple Jerseys	0	0
Gold pants/White jerseys	0	0
	9	0

Yellow Jackets Record by the Toss

Decision	Won	Loss
Win the toss	5	0
Lose the toss	4	0
	9	0

2013 Byrd vs. Holy Cross - Div. I Semifinals

Byrd	0	0	7	7	- 14
Holy Cross	0	3	7	0	- 10

HC - Reed Gravolet 20 FG

BHS - Louis Mills 3 run (Jake Wyss kick)

HC - Jerry Cook 2 pass from James Tabary (Gravolet kick)

BHS - Trayveon Allen 4 run (Wyss kick)

	BHS	HC
First Downs	15	13
Rushing Yards	55-216	22-75
Passing Yards	15	154
Passes (A-C-I)	2-1-0	34-17-1
Punts-Avg.	4-38.2	4-34.8
Fumbles-Lost	0-0	0-0
Penalties-Yards	7-50	8-52

Individual Leaders

Rushing - BHS: Mills 16-61, Dominic Haggerty 13-50, Tyler Howard 11-42, Tysen Hardman 6-32, Allen 8-24, Tyler Johnson 1-7; HC: Tre Turner 9-42, Todd Spriggins 12-25, Tabary 1-8.

Passing - BHS: Howard 2-1-0 15; HC: Tabary 34-17-1 154.

Receiving - BHS: Hardman 1-15; HC: Cook 9-83, Darius Rodrigue 5-22, Jason Abide 2-44, Michael Chigbu 1-5.

SHREVEPORT'S GREAT LAKE

Most have heard of the Great Lakes of North America - Superior, Michigan, Huron, Erie, and Ontario. Shreveport has its own Great Lake, but it isn't a waterway, it's Byrd's sophomore quarterback Lake Lambert. Lambert, who's 6'2", 183 lbs., has been great in leading the Jackets to their first undefeated regular season since 2014. Against Calvary, Lambert had eight carries for 45 yards and touchdown and was 4-for-7 passing for 63 yards. His biggest moment came in the fourth quarter after Calvary had cut the Jackets lead to 28-27. The sophomore signal caller orchestrated a 13-play, 66-yard drive that consumed nearly six and a half minutes of the final frame. An eight-yard Mitchell Ramsey touchdown run capped the drive to give Byrd a 35-27 lead, one that it would not relinquish. He led Byrd to its 28-10 win over Houghton, which snapped the Bucs three-game winning streak. Against Natchitoches Central, Lambert had six carries for 94 yards and scored two touchdowns. His first touchdown was a beautiful 33-yard scamper on an option keeper around the right side where he outran the Chiefs defense. On Byrd's next possession, Lambert had a 38-yard run to the Natchitoches six, setting up his one-yard TD run two plays later. Against East Ascension, Lambert threw for 112 yards and two touchdowns to lead the Jackets to a 27-20 victory over the Spartans. Lambert is the first sophomore quarterback at Byrd to start every game since the great Arnaz Battle in 1995.

THIS BERRY IS SO SWEET

No berry has been sweeter for coach Mike Suggs and the Byrd Yellow Jackets than senior wingback William Berry. Berry had a career rushing night in helping lead Byrd to its 49-28 district win over Airline. He had nine carries for 135 yards and four touchdowns, all career highs. His four touchdown output against Airline was the most rushing TDs by a Byrd back since Charlie Barham had four against Calvary in 2018. Against East Ascension, Berry showed his versatility and speed as he gathered in a Lake Lambert pass and outran the Spartans' defense for a 70-yard touchdown, which proved to be the difference in the game. Through nine games, Berry has rushed for 414 yards and he has scored 11 touchdowns, which leads the team. After the Airline game, Berry was named the Player-of-the-Week by the *Shreveport Times*. Earlier this season, Berry was named to the LHSAA's Composite All-Academic Team, which covers all football playing classifications.

MITCHELL THE MAGNIFICENT

Junior wingback Mitchell Ramsey has been magnificent for the Byrd Yellow Jackets this season. In the season opener against Calvary, Ramsey had a 94-yard kickoff return for a touchdown. The 94-yard return was the fourth longest kickoff return for a touchdown in school history. Against East Ascension, "Mitchell the Magnificent" returned the opening kickoff 83 yards for a touchdown. He added a 50-yard return for a score against Airline. The last documented Byrd player to have two kick returns for touchdowns in a season was Frank Pernici in 1955. Ramsey rushed for a season-high 138 yards against the Spartans. He also had a 58-yard touchdown run and a 59-yard scamper in that game. Through nine games, Ramsey has rushed for 472 yards, but he leads the team with 861 all-purpose yards. He's also scored seven touchdowns on the season.

LOOKING AHEAD

The winner of the Byrd-John Curtis semifinal game will face the winner of the No. 1 seeded Brother Martin Crusaders and the No. 4 seeded Catholic High Bears in the LHSAA's Division I State Championship. The LHSAA Prep Classic is scheduled for Dec. 26-28 at the Mercedes-Benz Superdome in New Orleans.

Byrd Career Rushing Leaders

Rk.	Player (Years)	Car.	Yds.	TDs
1.	Justan Gibson (2004-06)	497	3747	47
2.	Arlenzia Jackson (1987-89)	791	3085	31
3.	Brandon Nightingale (1998-00)	477	3044	42
4.	Arnaz Battle (1995-98)	277	2614	49
5.	Charlie Barham (2016-18)	446	2361	28
6.	John Martin Anthony (2006-08)	355	2331	19
7.	Duan Maiden (1990-92)	424	2261	24
8.	Richard Carthon (2008-11)	301	2152	44
9.	Marques Ashley (1994-96)	324	1944	20
10.	Xavier Long (2010-12)	356	1897	27

Get the latest Byrd football buzz by downloading the Byrd football app





Yellow Jackets Trends

Byrd's Record In the Months of...

	2020	Suggs
August	0-0	4-1
September	0-0	55-36
October	5-0	72-29
November	3-0	34-20
December	1-0	1-2
	9-0	166-88

Byrd's Non-District Record...

	2020	Suggs
at home	2-0	30-11
on the road	0-0	14-14
neutral	0-0	9-2

Byrd's District Record...

	2020	Suggs
at home	3-0	51-19
on the road	3-0	43-25
neutral	0-0	3-0

Byrd's Playoff Record...

	2020	Suggs
at home	1-0	12-6
on the road	0-0	4-9
neutral	0-0	0-2

Byrd's Record in Games...

	2020	Suggs
Decided by 7 pts or less	1-0	18-5
Decided by 3 pts or less	0-0	17-14
Homecomings	1-0	17-6
Away at night	3-0	62-45
Away during the day	0-0	1-2
Home at night	6-0	93-36
Home during the day	0-0	1-0
Neutral at night	0-0	5-3
Neutral during the day	0-0	2-0
Thursdays	5-0	58-21
Fridays	4-0	100-67
Saturdays	0-0	8-1

Byrd's Record When...

	2020	Suggs
Leading after the 1st quarter	6-0	105-16
Tied after the 1st quarter	3-0	39-18
Leading after the 2nd quarter	6-0	129-11
Tied after the 2nd quarter	3-0	17-5
Leading after the 3rd quarter	9-0	149-6
Tied after the 3rd quarter	0-0	4-3
Trailing after the 1st quarter	0-0	21-53
Trailing after the 2nd quarter	0-0	18-74
Trailing after the 3rd quarter	0-0	11-76
In Overtime games	0-0	3-2

Byrd's Record When Allowing...

	2020	Suggs
14 or fewer points	6-0	100-5
24 or fewer points	1-0	45-19
25+ points	2-0	23-64
Less than 200 total yards	4-0	65-3
Less than 300 total yards	3-0	73-23
Less than 400 total yards	2-0	19-33
400+ total yards	0-0	7-28
100+ yards rushing	3-0	73-78
100+ yards passing	4-0	92-62

THOMPSON THE TERRIFIC RETURNS TO FORM

Senior fullback back Venzell Thompson was terrific for Yellow Jackets last season. In 2019, Thompson rushed for 588 yards and scored five touchdowns. He averaged 84 rushing yards per game and 4.4 yards per carry. This season, Thompson's playing time has been limited due to nagging injuries. Against Captain Shreve, he returned to form with a game-high 80 rushing yards on 17 carries. Against Natchitoches Central he rushed for 105 yards on 24 carries and he scored Byrd's first touchdown on a 7-yard run. It was the first time since last year's upset of then No. 7 Airline that Thompson had rushed for over 100 yards. Thompson had 21 carries for 112 yards and a touchdown in Byrd's 31-14 win over St. Augustine. His 112-yard output was a season-high.

LITTLE IN NAME ONLY

The only thing that's been little about the role senior fullback Jason Little has played for this Byrd football team is his surname. He has been quite a compliment to Venzell Thompson at fullback both as a backup and as a starter. And, when quarterback Logan Pons was lost for the season, Little has stepped into the role as the backup to Lake Lambert. Little had his best rushing output against Haughton with 108 yards on 12 carries. The exclamation point of Little's big night against the Bucs came on a 48-yard touchdown scamper, which put the game out of reach. Against Parkway, Little had a career-high three rushing touchdowns in the Jackets' 42-7 rout of the Panthers. Last week, Little rushed for 85 yards and two touchdowns in Byrd's 31-14 win over St. Augustine. On the season, Little has rushed for 442 yards, which ranks third on the team. He is averaging nearly five yards a carry and 50 yards a game. His eight touchdowns is second only to William Berry's 11.

HERMES HAS IT

Senior safety Brayden Hermes has the "it" factor that coaches are always talking about. A starter since his sophomore season, Hermes is the leader of Byrd's Purple Swarm Defense. Last season, he had 39 tackles, one tackle-for-loss, one interception, three pass break-ups and three blocked kicks. He has picked up right where he left off last season. Through nine games, he is the team's leading tackler with 47 total tackles. In the opener against Calvary, Hermes broke through the Cavaliers line and blocked Thomas Murray's PAT attempt which kept Byrd in the lead at 28-27. Against East Ascension, Hermes intercepted a Spartan pass which allowed Byrd to run out the clock and win the game. His 29-yard interception return against St. Augustine set up Jason Little's six-yard touchdown run which capped the Jackets' 31-14 win. Hermes has 152 career tackles which ranks 10th on the career tackles list. He's tied for third on the career interceptions list with five. He also booted a 23-yard field goal against the Purple Knights, his first of the season.

JUNIOR IS A SENIOR PLAYMAKER

Throughout his three-year varsity career, senior linebacker Makarios "Junior" Brown has been one of the Purple Swarm Defense's biggest playmakers. Last year, Brown led the team with 64 total tackles, including 55 solo stops. He had 13 tackles-for-loss for 49 yards, which was a career-high, and put him tied for tenth on the single-season leaders list. He also had two sacks for 48 yards, two fumble recoveries and a pass breakup. In his three varsity seasons, Brown has 134 total tackles, 27 tackles-for-loss and 6.5 sacks. His 27 tackles-for-loss ranks him third on the career leaders list. Against Captain Shreve, Brown had his first career interception. Against St. Aug, Brown had two tackles-for-loss, a sack, a pass break-up and he tipped a pass which was intercepted by John Jordan.

Byrd Career Passing Leaders

Rk	Player (Years)	A	C	Int	Yds	TDs
1.	Leon Murray (1992-94)	502	242	27	3493	25
2.	James Johnson (1971)	458	206	25	3442	25
3.	Mark Leonard (1978)	540	236	40	2969	20
4.	Arnaz Battle (1995-97)	227	112	9	2346	27
5.	David Woodley (1975)	355	131	25	2009	12
6.	Collier Thornton (1990-91)	268	121	15	1895	9
7.	Clint Bickham (2006-08)	169	89	10	1605	13
8.	Kenny Jones (1986)	445	154	29	1587	9
9.	David Brookings (1966)	233	95	26	1464	17
10.	Brock Restovich (1997-99)	189	79	8	1341	15





Top Single Game Rushing Performances

Player	Carr	Yds
1. Charles Ball vs. Huntington (1990)	24	407
2. Richard Gay vs. Springhill (1954)	31	364
3. Jalin Thomas vs. Parkway (2017)	27	342
4. Brandon Nightingale vs. Evangel (2000)	21	323
5. Marion Songer vs. Bolton (1953)	16	296
6. Justan Gibson vs. Captain Shreve (2004)	21	255
7. Charlie Barham vs. Captain Shreve (2018)	29	248
8. Charlie Barham vs. Calvary (2018)	14	243
9. Brandon Nightingale vs. Ouachita (2000)	24	241
10. Jerome Bryant vs. BTW (1981)	15	240
11. Brittain White vs. Airline (2007)	25	226
12. Justan Gibson vs. Ouachita (2005)	25	224
13. Justan Gibson vs. Huntington (2005)	20	214
14. Arnaz Battle vs. Airline (1996)	9	211
Duan Maiden vs. Fair Park (1992)	36	211
16. Justan Gibson vs. Holy Cross (2005)	24	210
Jethrie Thornton vs. El Dorado, AR (1984)	20	210

Top Single Game Passing Performances

Player	C-A	Yds
1. James Johnson vs. Captain Shreve (1971)	12-24	330
2. Leon Murray vs. Huntington (1994)	14-17	288
3. James Johnson vs. Westlake (1971)	13-21	261
4. Leon Murray vs. Ruston (1993, P)	10-15	260
5. Arnaz Battle vs. Airline (1995)	4-6	226
6. James Johnson vs. Parkway (1970)	9-16	221
7. Leon Murray vs. Airline (1994)	10-20	215
8. James Johnson vs. Ruston (1970)	16-32	211
9. Mark Leonard vs. Fair Park (1978)	18-27	211
10. James Johnson vs. Southwood (1970)	13-26	210
11. Alex Walton vs. Southwood (2009)	14-29	209
12. Leon Murray vs. Natchitoches (1994)	10-22	208
13. Leon Murray vs. Captain Shreve (1994)	14-28	206
14. Mark Leonard vs. West Monroe (1978)	14-29	202
15. Leon Murray vs. Parkway (1994)	14-26	186
16. Brock Restovich vs. Natchitoches (1998)	10-20	185

Top Single Game Receiving Performances

Player	Rec	Yds
1. Kevin Stevenson vs. Airline (1995)	3	210
2. Bo Flurry vs. Huntington (1994)	6	180
3. Chris Beard vs. Ruston (1994, P)	7	169
4. Isaac Hagins vs. Woodlawn (1970)	7	145
5. Henry Hill vs. Marshall, TX (1980)	6	140
6. Billy Boswell vs. Marshall, TX (1977)	6	138
7. Zarell Sanders vs. Natchitoches (2007)	6	137
8. Keven Stevenson vs. Natchitoches (1994)	3	129
9. Isaac Hagins vs. Airline (1971)	6	127
Isaac Hagins vs. Westlake (1971)	8	127
11. Isaac Hagins vs. Captain Shreve (1971)	4	126
12. Chris Beard vs. Natchitoches (1993)	4	124
13. Robert Dowell vs. Airline (1994)	2	122
14. Joey Jernigan vs. Green Oaks (2015)	3	118
15. John Martin Anthony vs. Ouachita (2008)	5	113
16. Brandon Hudgens vs. Tioga (2010)	2	111
Isaac Hagins vs. Southwood (1970)	4	111

Team Statistical Comparison

	BHS	JCC
Points - Average	311-34.6	244-27.1
First Downs - Average	136-15.1	n/a
Rushing Attempts -Yards	418-2493	381-2364
Rushing Yards Per Game	277.0	262.7
Passing Yards	394	740
Passes (C-A-I)	19-37-0	63-106-3
Passing Yards Per Game	43.8	82.2
Total Offensive Yards	2887	3104
Total Plays	455	487
Average Per Game	320.8	310.4
Punts-Average	24-37.2	20-31.5
Fumbles-Lost	20-12	n/a
Penalties-Yards	61-530	n/a

GRIEDER'S RETURNS AFTER INCREDIBLE FEAT

Senior defensive back Chris Grieder tied a school record by grabbing three interceptions against the Houghton Buccaneers in week two. Grieder's amazing feat equaled Nicholas Peoples' three interceptions against Parkway in 2011. All three of Grieder's picks were incredible, but what was even more impressive was that his memorable night came on a broken leg. Grieder's injury actually happened in the Jackets' 35-27 win over Calvary in week one. He returned to action, albeit limited, in the annual "Backyard Brawl" against Captain Shreve as well as in the regular season finale against Southwood. Grieder played the entire game against St. Augustine and registered two tackles. He is tied with teammate Brayden Hermes and four others on the career interceptions list with five picks.

BROWN & MILETELLO DEMO COMPANY

Senior's Campbell Brown and Luke Miletello have been busy building a demolition company. The primary focus of the duo's business is blowing up opposing offenses. In the last five games, Brown and Miletello had combined for 55 tackles, including 45 solo stops, 6.5 sacks and 11 tackles-for-loss for 56 yards. Brown, a transfer from Captain Shreve, registered five sacks against Airline, which set the modern-day school record. The previous record was held by Ryan Anthony, who had 3.5 sacks in Byrd's 56-21 playoff victory over West Jefferson in 2011. Brown's five tackles-for-loss against Airline also topped Ryan Todd's previous season-high of four against Natchitoches Central. Miletello, an All-District performer in 2019, moved from defensive back to linebacker in 2020, has been Byrd's leading tackler in two of the last three games. The two stalwarts have helped make the Purple Swarm Defense very stingy by allowing just 12.6 points and 183.4 yards per game.

OVER THE AIRWAVES

Byrd football has been broadcast live on AM 1130 The Tiger for over 25 years. Charlie Cavell is in his 23rd season as the "Voice of the Byrd Yellow Jackets" calling the play-by-play action. Former Byrd defensive back Timmy Brown is the color analyst, while Dr. Kirk Martinson provides sideline reports. Former Byrd offensive lineman Carlton Holland and Marc Weddleton are the statisticians. Byrd Football can be heard on AM 1130 The Tiger or by visiting 1130thetiger.com and clicking on the Listen Live button. Smartphone users can download the 1130 The Tiger app and listen to Yellow Jackets Football anywhere. The in-stadium FM frequency for the John Curtis game is 105.1 FM.

LAST TIME IN DIVISION I SEMIFINALS

Trailing 10-7 in the fourth quarter of the 2013 Division I Semifinals, Byrd put together an 8-play, 65-yard drive that culminated with a Trayveon Allen four-yard touchdown run. Byrd's Purple Swarm Defense would thwart two late Holy Cross drives to preserve the 14-10 victory, and send the Jackets to its first state title game appearance since 1962.

WHAT IS HASHTAG 4CHERIE?

What is #4Cherie? The hashtag adopted by the City of Byrd honors the memory of the late Cherie Brock Humphrey, who lost her courageous battle with breast cancer on Oct. 12, 2020. Cherie is survived by her beloved husband of 28 years, Woodus Humphrey, Byrd's Football Booster Club treasurer, and their four children, Ashley, Lindsey, Catherine and Kellum Humphrey. All three of the Humphrey girls played soccer at Byrd, and Kellum is the Jackets' starting wide receiver and punt returner.

Byrd Career Kicking Leaders (ranked by FG)

Rk	Player (Years)	FG	PAT	Long	Points
1.	John Shaughnessy (2007-08)	18	69	56*	123
2.	David Hankins (2004-06)	16	73	49	121
3.	Jake Wyss (2012-14)	13	119	42	158
4.	Ben Eldredge (2007-09)	10	25	42	55
5.	Scotty Roblow (2017-18)	9	59	44	86
	Pete Dupée (2002-03)	9	49	46	76
	Morgan Burke (1991-92)	9	38	36	65
8.	Brandon Menard (2009-11)	7	96	38	117
9	Jake Hanna (1924-26)	7	32		197 (24 TD)
10.	Ben Smith (2016-17)	6	12	44	30

*denotes city and school record



THE LAST TIME IT HAPPENED...

Kickoff Return for TD

Byrd: 50, Mitchell Ramsey vs. Airline, 11/6/20
Opp: 77, Albert Quest, St. Augustine, 11/14/19

Punt Return for TD

Byrd: 78, Jalin Thomas vs. Barbe, 9/4/15
Opp: 44, Cade Stone, West Monroe, 9/1/12

Blocked Punt Return for TD

Byrd: 12, Krishun Cash vs. Captain Shreve, 10/17/14
Opp: 0, T Gaines, Moss Point, 9/9/17

Interception Return for TD

Byrd: 31, Jayron Small vs. Southwood, 11/7/19
Opp: 15, Kai Thomas, Captain Shreve, 10/31/19

Fumble Recovery Return for TD

Byrd: 0, Andrew Burak vs. Southwood, 11/19/20
Opp: 33, Taiwan Berryhill, St. Augustine, 11/14/19

Safety Recorded

Byrd: Team, punter stepped out of end zone vs. Southwood, 11/19/20
Opp: Ball out of end zone, West Monroe, 10/23/09

Shutout at Home

Byrd: 41-0 vs. Southwood, 10/5/18
Opp: 24-0 vs. West Monroe, 9/13/19 (neutral site)

Shutout on Road

Byrd: 51-0 at Southwood, 11/19/20
Opp: 28-0 at Brother Martin, 9/6/19

Recorded A 2-Point Conversion

Byrd: William Berry rush vs. Southwood, 11/7/19
Opp: Gabe Larry pass to Rontavious Richmond, Parkway, 10/11/19

Blocked A Punt

Byrd: Trent Jones vs. Captain Shreve, 10/17/14
Opp: Laterious Pouncy, Airline, 11/18/11

Blocked A Field Goal or Extra Point

Byrd: Brayden Hermes vs. Calvary, PAT, 10/1/20
Opp: Team, East Ascension, PAT, 10/30/20

Missed An Extra Point Kick

Byrd: 1, Michael Hamaeui vs. East Ascension, 10/30/20
Opp: 1, Logan Kern, East Ascension, 10/30/20

100-Yard Rushing Game

Byrd: 112, Venzell Thompson vs. St. Augustine, 12/4/20
Opp: 105, Walter Samuel, East Ascension, 10/30/20

200-Yard Rushing Game

Byrd: 248, Charlie Barham vs. Captain Shreve, 9/27/18
Opp: 211, Eric Williams, Parkway, 10/13/17

300-Yard Rushing Game

Byrd: 342, Jalin Thomas vs. Parkway, 10/13/17
Opp: None

100-Yard Passing Game

Byrd: 112, Lake Lambert vs. East Ascension, 10/30/20
Opp: 118, Kendell Sampson, St. Augustine, 12/4/20

200-Yard Passing Game

Byrd: 209, Alex Walton vs. Southwood, 9/24/09
Opp: 233, Alex Garcia, Airline, 11/7/20

300-Yard Passing Game

Byrd: 330, James Johnson vs. Captain Shreve, 1971
Opp: 303, Cade Hart, Calvary, 9/19/19

100-Yard Receiving Game

Byrd: 118, Joey Jernigan vs. Green Oaks, 10/22/15
Opp: 123, Elijah Rochon, Haughton, 10/8/20
107, Michael Williams, Haughton, 10/8/20

200-Yard Receiving Game

Byrd: 210, Kevin Stevenson vs. Airline, 1995
Opp: None

60+ Yard Punt

Byrd: 64, Scotty Roblow vs. Evangel, 11/16/18
Opp: 70, Andrew Doughty, Captain Shreve, 10/26/12

40+ Yard Field Goal

Byrd: 42, Scotty Roblow vs. Captain Shreve, 9/27/18
Opp: 44, Seth Green, Evangel, 11/4/16

3 TDs Scored In A Game (Rush, Pass, Receiving, Return)

Byrd: Jason Little, (3 rush) vs. Parkway, 10/22/20
Opp: Alex Garcia, (3 pass), Airline, 11/7/20

4 TDs Scored In A Game (Rush, Pass, Receiving, Return)

Byrd: William Berry, (4 rush) vs. Airline, 11/7/20
Opp: Landry Lyddy, (4 pass) Calvary, 10/1/20

5+ TDs Scored In A Game (Rush, Pass, Receiving, Return)

Byrd: Xavier Long, (5 rush) vs. West Jefferson, 11/11/11
Opp: Chandler Fields, (5 pass), Rummel, 11/10/17

Three Rushing TDs In A Game

Byrd: Jason Little vs. Parkway, 10/22/20
Opp: Mahmood Bailey, St. Augustine, 11/14/19

Four Rushing TDs In A Game

Byrd: William Berry vs. Airline, 11/7/20
Opp: Lavanta Gipson, Haughton, 9/22/17

Five Rushing TDs In A Game

Byrd: Xavier Long vs. West Jefferson, 11/11/11
Opp: None

Three Passing TDs In A Game

Byrd: Arnaz Battle vs. Airline, 1995
Opp: Alex Garcia, Airline, 11/7/20

Three Receiving TDs In A Game

Byrd: Kevin Stevenson vs. Airline, 1995
Opp: Ja'Marr Chase, Rummel, 11/10/17

Four Passing TDs In A Game

Byrd: Arnaz Battle vs. Airline, 1995
Opp: Landry Lyddy, Calvary, 10/1/20

Four Receiving TDs In A Game

Byrd: None
Opp: Kendrick Aaron, Natchitoches Central, 11/5/10

TD Run 50-59 Yards

Byrd: 57, Josh Allen vs. Southwood, 11/19/20
Opp: 54, Jalen Abraham, Evangel, 11/16/18

TD Run 60-69 Yards

Byrd: 60, William Berry vs. Haughton, 10/8/20
Opp: 63, Devin Simpson, Moss Point, 9/9/17

TD Run 70-79 Yards

Byrd: 70, Javien Wilson vs. Southwood, 10/14/16
Opp: 74, Rovel Young, Airline, 10/25/19

TD Run 80-89 Yards

Byrd: 80, Tysen Hardman vs. East Ascension, 11/21/14
Opp: 80, Chris Smith, Brother Martin, 9/6/19

TD Run 90-99 Yards

Byrd: 92, Louis Mills vs. Bastrop, 9/13/13
Opp: 96, Caylin Demars, Natchitoches, 10/3/19

TD Pass 50-59 Yards

Byrd: 56, Cameron Felt to Lawson Jackson vs. Airline, 10/26/17
Opp: 53, Landry Lyddy to Jordan Wallace, Calvary, 10/1/20

TD Pass 60-69 Yards

Byrd: 65, Cameron Felt to William Berry vs. St. Augustine, 11/14/19
Opp: 64, Landry Lyddy to Joseph Wilson, Calvary, 10/1/20

TD Pass 70-79 Yards

Byrd: 70, Lake Lambert to William Berry vs. East Ascension, 10/30/20
Opp: 77, Landry Lyddy to Jordan Wallace, 10/1/20

TD Pass 80-89 Yards

Byrd: 84, Arnaz Battle to Kevin Stevenson vs. Airline, 1995
Opp: 86, Chase Fourcade to Steven Dunbar, Rummel, 12/12/13

TD Pass 90-99 Yards

Byrd: 98, Edgar Galloway to Dale Sandifer vs. Ruston, 1950
Opp: 90, Darrius Grant to Laderrien Frierson, Captain Shreve, 9/27/18



2020 POINTS OFF TURNOVERS

Byrd-Forced Turnovers

Game 1 • Calvary Cavaliers

Acquired	Ensuuing Drive	Result
None		

Game 2 • Houghton Buccaneers

Acquired	Ensuuing Drive	Result
Interception	11 Plays, 80 Yards, 3:39 TOP	Touchdown

Game 3 • Natchitoches Central Chiefs

Acquired	Ensuuing Drive	Result
None		

Game 4 • Parkway Panthers

Acquired	Ensuuing Drive	Result
Interception	9 Plays, 41 Yards, 4:24 TOP	Touchdown

Game 5 • East Ascension Spartans

Acquired	Ensuuing Drive	Result
None		

Game 6 • Airline Vikings

Acquired	Ensuuing Drive	Result
Fumble	0 Plays, 0 Yards, 0:00 TOP	Touchdown

Game 7 • Captain Shreve Gators

Acquired	Ensuuing Drive	Result
None		

Game 8 • Southwood Cowboys

Acquired	Ensuuing Drive	Result
Fumble	1 Plays, 5 Yards, 0:03 TOP	Touchdown
Fumble	0 Plays, 0 Yards, 0:00 TOP	Touchdown

Game 9 • St. Augustine Purple Knights

Acquired	Ensuuing Drive	Result
Interception	6 Plays, 43 Yards, 3:08 TOP	Touchdown
Interception	1 Play, 6 Yards, 0:06 TOP	Touchdown

Game 9 • John Curtis Patriots

Acquired	Ensuuing Drive	Result

2020 Season Totals: 13 Forced Turnovers – 7 TD, 0 FG, 0 Missed FGs, 2 Punts, 2 Turnovers, 2 End of Half, 0 Downs

Opponents-Forced Turnovers

Game 1 • Calvary Cavaliers

Acquired	Ensuuing Drive	Result
Fumble	1 Plays, 77 Yards, 0:15 TOP	Touchdown

Game 2 • Houghton Buccaneers

Acquired	Ensuuing Drive	Result
Fumble	5 Plays, 13 Yards, 1:09 TOP	Field Goal

Game 3 • Natchitoches Central Chiefs

Acquired	Ensuuing Drive	Result
None		

Game 4 • Parkway Panthers

Acquired	Ensuuing Drive	Result
None		

Game 5 • East Ascension Spartans

Acquired	Ensuuing Drive	Result
Fumble	4 Plays, 53 Yards, 1:35 TOP	Touchdown

Game 6 • Airline Vikings

Acquired	Ensuuing Drive	Result
None		

Game 7 • Captain Shreve Gators

Acquired	Ensuuing Drive	Result
None		

Game 8 • Southwood Cowboys

Acquired	Ensuuing Drive	Result
None		

Game 9 • St. Augustine Purple Knights

Acquired	Ensuuing Drive	Result
None		

Game 10 • John Curtis Patriots

Acquired	Ensuuing Drive	Result

2020 Season Totals: 12 Forced Turnovers – 2 TD, 1 FG, 0 Missed FGs, 3 Punts, 1 Turnovers, 0 End of Half, 5 Downs

BYRD IN PLAYOFFS UNDER

MIKE SUGGS

1998	L, 0-52 at West Monroe
2000	L, 27-30 vs. Neville
2002	W, 27-7 vs. Jesuit
	W, 24-7 at Catholic - BR
	L, 20-21 OT vs. Rummel
2005	W, 28-22 vs. Holy Cross
	L, 6-49 at Acadiana
2006	W, 34-28 at John Ehret
	L, 15-42 vs. Acadiana
2007	W, 24-21 vs. Captain Shreve
	L, 3-27 at John Ehret
2008	W, 13-0 vs. Airline
	L, 7-20 at Ouachita
2010	L, 13-44 at Ouachita
2011	W, 56-21 vs. West Jefferson
	W, 35-24 at Airline
	W, 35-24 vs. Rummel

	L, 21-34 at Carencro
2012	W, 41-13 vs. Natchitoches
	L, 21-38 at Barbe
2013	W, 24-0 vs. Shaw
	W, 14-10 at Holy Cross
	L, 22-23 vs. Rummel in Div. I State Championship
2014	W, 35-6 vs. Fontainebleau
	W, 37-20 vs. East Ascension
	L, 7-19 at West Monroe
2015	W, 45-9 vs. Fontainebleau
	L, 41-47 vs. Landry-Walker
2016	L, 15-27 at St. Augustine
2017	L, 28-55 vs. Rummel
2018	L, 37-17 vs. Evangel
2019	L, 45-40 at St. Augustine
2020	W, 31-14 vs. St. Augustine vs. Joh Curtis

Byrd Yellow Jackets in the Playoffs

<u>FINALS</u>	<u>SEMIS</u>	<u>QUARTERS</u>	<u>SECOND</u>	<u>FIRST</u>
1926	1964	1960	1970	1993
1930	2011	2002	1971	1995
1931	2020	2014	2005	1996
1933		2018	2006	1997
1934			2007	1998
1935			2008	2000
1937			2012	2010
1943			2015	2016
1949				2017
1953				2019
1956				
1962				
2013				



2020 YARDSTICKS

Calvary	0	7	14	6	-27
Byrd	7	14	7	7	-35

BHS - Venzell Thompson 2 run (Brayden Hermes kick)
 BHS - Thompson 5 run (Hermes kick)
 CBA - Joseph Wilson 48 pass from Landry Lyddy (Thomas Murray kick)
 BHS - Mitchell Ramsey 94 kickoff return (Hermes kick)
 CBA - Wilson 64 pass from Lyddy (Murray kick)
 CBA - Jordan Wallace 77 pass from Lyddy (Murray kick)
 BHS - Lake Lambert 6 run (Hermes kick)
 CBA - Wallace 53 pass from Lyddy (kick blocked)
 BHS - Ramsey 8 run (Hermes kick)

	CBA	BHS
First Downs	10	12
Rushing Yards	15-33	51-203
Passing Yards	295	63
Passes (C-A-I)	15-30-0	4-8-0
Punts-Avg.	6-32.8	4-46.2
Fumbles-Lost	0-0	3-2
Penalties-Yards	3-15	7-84

Individual Leaders

Rushing - CBA: Wilson 11-50, Miles Williams 1-6, Lyddy 3-(-23); BHS: William Berry 8-53, Lambert 8-45, Ramsey 13-42, Thompson 14-35, Jason Little 8-28.
Passing - CBA: Lyddy 15-30-0 295; BHS: Lambert 4-7-0 63, Thompson 0-1-0 0.
Receiving - CBA: Wilson 10-142, Wallace 4-142, Roderick Harris 1-11; BHS: Kellum Humphrey 4-63.

Haughton	3	0	0	7	-10
Byrd	7	7	7	7	-28

HHS - Carter Jensen 39 field goal
 BHS - William Berry 60 run (Brayden Hermes kick)
 BHS - Berry 11 run (Hermes kick)
 BHS - Mitchell Ramsey 4 run (Hermes kick)
 BHS - Jason Little 48 run (Hermes kick)
 HHS - Elijah Rochon 23 pass from Collin Rains (Jensen kick)

	HHS	BHS
First Downs	14	18
Rushing Yards	20-(-5)	55-355
Passing Yards	255	30
Passes (C-A-I)	20-36-3	2-3-0
Punts-Avg.	3-36.3	3-41.0
Fumbles-Lost	1-0	4-2
Penalties-Yards	6-49	10-89

Individual Leaders

Rushing - HHS: Keshun English 5-17, Dexter Smith 8-14, Rains 7-(-36); BHS: Little 12-108, Berry 8-98, Ramsey 8-69, Venzell Thompson 12-63, Bryan Burrell 4-11, Lake Lambert 10-5, Tyler Nichols 1-1.
Passing - HHS: Rains 20-36-3 255; BHS: Lambert 2-3-0 30.
Receiving - HHS: Rochon 9-123, Michael Williams 7-107, Coleman Stafford 2-15, John Ecot 2-10; BHS: Berry 1-20, Ramsey 1-10.

Byrd	0	0	7	13	-20
Natchitoches	0	0	0	0	-0

BHS - Venzell Thompson 7 run (Brayden Hermes kick)
 BHS - Lake Lambert 33 run (kick failed)
 BHS - Lambert 1 run (Michael Hamaeui kick)

	BHS	NCHS
First Downs	14	3
Rushing Yards	46-257	29-24
Passing Yards	-2	0
Passes (C-A-I)	1-2-0	0-2-0
Punts-Avg.	1-42.0	5-23.8
Fumbles-Lost	2-1	1-0
Penalties-Yards	6-37	5-27

Individual Leaders

Rushing - BHS: Thompson 24-106, Lambert 6-94, William Berry 5-39, Jason Little 4-15, Jacob McClure 2-4, Tyler Nichols 1-2, Mitchell Ramsey 2-1; NCHS: Logan Lonadier 9-10, Trenton Bradley 6-9, Braylin Demars 3-6, Joe Metoyer 2-3, Caylin Demars 3-3, Colby Raupp 6-(-7).
Passing - BHS: Lambert 0-0-0 0, Logan Pons 1-2-0 (-2); NCHS: Raupp 0-2-0 0.
Receiving - BHS: Berry 1-(-2); NCHS: None.

Parkway	0	0	0	7	-7
Byrd	21	7	7	7	-42

BHS - Jason Little 3 run (Brayden Hermes kick)
 BHS - William Berry 3 run (Hermes kick)
 BHS - Little 4 run (Hermes kick)
 BHS - Little 1 run (Hermes kick)
 BHS - Berry 20 run (Hermes kick)
 BHS - Josh Allen 45 run (Michael Hamaeui kick)
 PHS - Rontavious Richmond 10 run (Aeron Burrell kick)

	PHS	BHS
First Downs	6	16
Rushing Yards	21-88	46-278
Passing Yards	23	71
Passes (C-A-I)	8-16-1	4-7-0
Punts-Avg.	4-37.5	2-38.0
Fumbles-Lost	0-0	0-0
Penalties-Yards	4-25	6-50

Individual Leaders

Rushing - PHS: Richmond 11-64, Jaylan White 3-16, D. Blackwell 1-9, Cannon Link 4-0, J. Saiz 2-(-1); BHS: Lake Lambert 8-96, Allen 5-58, Little 19-56, Berry 3-27, Mitchell Ramsey 5-25, Venzell Thompson 2-17, Jacob McClure 1-3, William Whitman 1-0, Paul Stephens 1-(-1), Tyler Nichols 1-(-3).
Passing - PHS: Link 7-14-1 27, Eli Harper 1-2-0 (-4); BHS: Lambert 4-7-0 71.
Receiving - PHS: Jalun Reed 4-16, Ed Moses 2-10, Richmond 1-1, Ashton Allen 1-(-4); BHS: Humphrey 4-71.

E. Ascension	0	14	0	6	-20
Byrd	14	7	0	6	-27

BHS - Mitchell Ramsey 83 kickoff return (Brayden Hermes kick)
 BHS - Kellum Humphrey 35 pass from Lake Lambert (Hermes kick)
 BHS - Ramsey 58 run (Hermes kick)
 EA - Kendall Washington 21 pass from Troy Dunn (Logan Kern kick)
 EA - Novell Chopin 14 pass from Dunn (Kern kick)
 BHS - William Berry 70 pass from Lambert (kick failed)
 EA - Chopin 3 pass from Dunn (kick failed)

	EA	BHS
First Downs	11	111
Rushing Yards	37-201	39-258
Passing Yards	85	112
Passes (C-A-I)	7-17-1	3-7-0
Punts-Avg.	6-27.8	5-31.6
Fumbles-Lost	1-1	3-2
Penalties-Yards	6-47	9-66

Individual Leaders

Rushing - EA: Walter Samuel 18-105, Dunn 10-92, Keandre Johnson 1-4, Kendall Washington 7-1, Kael Babin 1-(-1); BHS: Ramsey 11-138, Lambert 8-34, Venzell Thompson 9-33, Berry 3-27, Jason Little 7-27.
Passing - EA: Dunn 7-17-1 85; BHS: Lambert 3-7-0 112.
Receiving - EA: Chopin 4-62, Washington 2-29, Samuel 1-(-6); BHS: Berry 1-70, Humphrey 1-35, Ramsey 1-7.

Airline	0	7	7	14	-28
Byrd	21	14	0	14	-49

BHS - Campbell Brown 15 fumble return (Brayden Hermes kick)
 BHS - Venzell Thompson 3 run (Hermes kick)
 BHS - William Berry 11 run (Hermes kick)
 BHS - Berry 14 run (Hermes kick)
 AHS - Jamall Asberry 9 pass from Alex Garcia (Jackson Tinkis kick)
 BHS - Berry 8 run (Hermes kick)
 AHS - Asberry 31 run (Tinkis kick)
 AHS - Devin Bilbo 12 pass from Garcia (Tinkis kick)
 BHS - Berry 20 run (Hermes kick)
 AHS - Bilbo 35 pass from Garcia (Tinkis kick)
 BHS - Mitchell Ramsey 50 kickoff return (Hermes kick)

	AHS	BHS
First Downs	19	20
Rushing Yards	30-100	50-397
Passing Yards	233	11
Passes (C-A-I)	23-35-0	2-4-0
Punts-Avg.	4-28.8	2-32.0
Fumbles-Lost	3-1	2-2
Penalties-Yards	0-0	5-35

Individual Leaders

Rushing - AHS: Asberry 12-71, Michael Johnson 6-23, Bryson Turner 1-5, Garcia 11-1; BHS: Berry 9-135, Jason Little 13-84, Thompson 9-67, Ramsey 8-56, Lake Lambert 8-53, Josh Allen 1-4, Team 2*(-2).
Passing - AHS: Garcia 23-35-0 233; BHS: Lambert 2-4-0 11.
Receiving - AHS: Bilbo 9-90, Asberry 8-59, Daxton Chavez 2-32, Xavion Butler 1-22, Jaylon Jenkins 1-15, Tuner 1-12, Johnson 1-3; BHS: Ramsey 2-11.



2020 YARDSTICKS

Byrd	0	7	7	14	-28
Shreve	0	7	0	0	-7

CSH - Ckelby Givens 1 run (Alex Auer kick)
 BHS - William Berry 5 run (Braydon Hermes kick)
 BHS - Mitchell Ramsey 10 run (Hermes kick)
 BHS - Kellum Humphrey 50 run (Hermes kick)
 BHS - Lake Lambert 4 run (Hermes kick)

	BHS	CSH
First Downs	14	13
Rushing Yards	48-271	31-112
Passing Yards	24	68
Passes (C-A-I)	1-3-0	7-20-1
Punts-Avg.	4-35.3	5-38.0
Fumbles-Lost	0-0	1-0
Penalties-Yards	6-58	4-31

Individual Leaders

Rushing - BHS: Ramesy 9-84, Venzell Thompson 18-79, Humphrey 1-50, Jason Little 5-29, William Berry 7-18, Lambert 8-11; CSH: Samtavious Smith 16-71, Kenyon Terrell 11-41, Givens 3-3, T.J. Lee 1(-3).

Passing - BHS: Lambert 1-3-0 24; CSH: Terrell 7-20-1 68.

Receiving - BHS: Berry 1-24; CSH: Lee 2-24, William Moore 2-13, Smith 1-12, Braylon Finney 1-10, Ty Smith 1-9.

Byrd	7	30	7	7	-51
Southwood	0	0	0	0	-0

BHS - Jacob McClure 13 run (Braydon Hermes kick)
 BHS - Venzell Thompson 4 run (Hermes kick)
 BHS - Kellum Humphrey 46 pass from Lake Lambert (Hermes kick)
 BHS - Jason Little 5 run (Hermes kick)
 BHS - Safety, team
 BHS - Little 1 run (Hermes kick)
 BHS - Andrew Burak 0 fumble recovery (Hermes kick)
 BHS - Josh Allen 57 run (Hermes kick)

	BHS	SHS
First Downs	11	4
Rushing Yards	28-173	20(-99)
Passing Yards	85	32
Passes (C-A-I)	2-2-0	5-15-0
Punts-Avg.	0-0.0	3-23.3
Fumbles-Lost	3-1	3-2
Penalties-Yards	5-54	6-26

Individual Leaders

Rushing - BHS: Allen 4-72, Thompson 10-48, McClure 2-16, Mitchell Ramsey 4-12, Tyler Nichols 2-11, Lambert 2-7, Little 3-6, Berry 1-1; SHS: Rodney Thomas 1-7, Joshua Ware 3-4, Damien Beckman 3(-2), Corinthian Walters 1(-2), Luis Amable 2(-33), Dantonian Arkansas 9(-74).

Passing - BHS: Lambert 2-2-0 85; SHS: Beckman 3-10-0 16, Arkansas 2-5-0 16.

Receiving - BHS: Humphrey 1-46, McClure 1-39; SHS: LeMarkus Barfield 2-12, Zolton Lewis 1-10, Jacques Haney 1-6, Ware 1-4.

St. Augustine	0	7	7	0	-14
Byrd	0	7	14	10	-31

BHS - Venzell Thompson 2 run (Brayden Hermes kick)
 STA - Javen Nicholas 33 pass from Kendall Sampson (Steward McCall kick)
 BHS - Jason Little 1 run (Hermes kick)
 STA - Albert Quest V 17 pass from Sampson (McCall kick)
 BHS - William Berry 6 run (Hermes kick)
 BHS - Hermes 23 field goal
 BHS - Little 6 run (Hermes kick)

	STA	BHS
First Downs	13	17
Rushing Yards	19-86	56-303
Passing Yards	118	0
Passes (C-A-I)	16-29-2	0-1-0
Punts-Avg.	5-31.0	3-31.7
Fumbles-Lost	1-1	2-2
Penalties-Yards	6-43	6-39

Individual Leaders

Rushing - STA: Quest 9-45, Sampson 8-30, Shan Brooks 1-8, Singleton 1-3; BHS: Thompson 21-112, Little 17-85, Ramsey 5-59, Jacob McClure 1-19, Berry 5-19, Lake Lambert 7-9.

Passing - STA: Sampson 16-29-2 118; BHS: Lambert 0-1-0 0.
Receiving - STA: Brooks 6-28, Nicholas 5-66, Quest 4-21, Singleton 1-3; BHS: None.

2020 DIVISION I PLAYOFF BRACKET

First Round (11/26-28)

1 Brother Martin*	
Bye	
9 Jesuit	35
8 St. Paul's*	6
5 Archbishop Rummel*	
Bye	
4 Catholic - Baton Rouge*	
Bye	
3 C.E. Byrd*	
Bye	
6 St. Augustine*	47
11 Holy Cross	14
7 John Curtis Christian*	2
10 Archbishop Shaw	0
2 Scotlandville*	
Bye	

Quarterfinals

1 Brother Martin*	36
8 Jesuit	34
5 Rummel	35
4 Catholic - Baton Rouge*	42
3 C.E. Byrd*	31
6 St. Augustine	14
7 John Curtis	34
2 Scotlandville*	14

Semifinals (12/11-12)

1 Brother Martin*	
4 Catholic - Baton Rouge	
3 C.E. Byrd*	
7 John Curtis	

Finals (12/26-28)

The LHSAA Prep Classic
 Mercedes-Benz Superdome
 New Orleans, Louisiana



John Curtis Christian School Facts

Located: River Ridge, Louisiana (Jefferson, Parish)
 Founded: 1962
 Enrollment: 850
 Nickname: Patriots
 Colors: Red, White and Blue
 District: 9-5A
 Stadium: Joe Yenni Stadium
 Headmaster: J.T. Curtis
 Athletic Director: John Curtis III & Kristy Hebert



Coach

Head Coach: J.T. Curtis (52 years, 598-70-6 .892)
 Assistants: Leon Curtis ('68), Jerry Godfrey ('95), Matt Curtis ('99), Jeff Curtis ('95), Lance Rickner ('99), Steve Curtis ('00), Tommy Fabacher ('87), Brandon Godfrey ('13), Richard Englander, Gary Osborne, Kyle Schexnayder, and Jay Pittman

Patriot Facts

2020 Record..... 6-4
 Offense..... Split back Veer
 Defense..... 4-4-3
 Previous Championships..... 26 titles (2018 last)

2020 Schedule & Results

10/2	at Landry-Walker	W, 28-0
10/11	vs. Acadiana	L, 21-13
10/17	vs. Edna Karr	L, 36-33
10/22	vs. Shaw	W, 33-6
10/31	at Jesuit	W, 23-16
11/6	vs. Holy Cross	W, 37-3
11/14	at Rummel	L, 20-14
11/20	at Brother Martin	L, 38-35
11/27	vs. Shaw	W, 2-0 (f)
12/4	at Scotlandville	W, 34-14

PURPLE SWARM DEFENSE STINGY


After giving up 42 points and 451 yards of total offense, the Purple Swarm Defense has played well the last two weeks.



 Calvary Cavaliers
10/1 at Byrd L, 35-27
10/9 at Lincoln PrepW, 59-0
10/16 vs. Rummel L, 31-13
10/23 at Clarksville, AR..... W, 42-21
10/30 at Homer..... W, 35-21
11/6 vs. Plain DealingW, 57-6
11/13 vs. Haynesville..... W, 56-13
11/19 vs. Arcadiacancelled
11/27 vs. St. Martin's.....W, 45-7
12/4 vs. Catholic - PC..... 48-16
12/11 vs. Southern Lab..... 0-0

 Haughton Buccaneers
10/2 vs. Woodlawn..... W, 51-26
10/8 at Byrd..... L, 28-10
10/15 at BentonW, 7-0
10/23 vs. Ouachita W, 14-7
10/30 vs. Arcadia W, 41-0
11/6 vs. Captain Shreve.. W, 27-21
11/13 at Natchitoches W, 31-6
11/20 vs. Parkway W, 33-13
11/27 vs. Live Oak..... W, 31-3
12/4 at Alexandria L, 38-6


 Natchitoches Chiefs
10/2 vs. LC College Prep ... L, 33-13
10/9 vs. Airline L, 35-14
10/16 vs. Byrd L, 20-0
10/23 at St. Edmund's L, 35-34
10/30 vs. Captain Shreve..... L, 23-3
11/6 at Parkway..... L, 30-7
11/13 vs. Haughton L, 31-6
11/20 at Benton L, 41-0

 Parkway Panthers
10/2 at Alexandria L, 35-12
10/9 vs. Benton.....L, 32-26 OT
10/15 vs. Captain Shreve.... L, 41-20
10/22 at Byrd..... L, 42-7
10/30 vs. Woodlawn..... W, 36-26
11/6 vs. Natchitoches W, 30-7
11/13 vs. Southwood..... W, 49-27
11/20 at Haughton..... L, 33-13


 Benton Tigers
10/2 vs. Huntington..... L, 28-27
10/9 at Parkway.....W, 32-26 OT
10/16 vs. HaughtonL, 7-0
10/23 vs. Captain Shreve ... L, 24-21
10/30 vs. Byrdcancelled
11/6 at Southwood.....cancelled
11/13 at Airline L, 31-28
11/20 vs. Natchitoches.....W, 40-0
12/4 at West Ouachita L, 21-17

 Airline Vikings
10/2 vs. RustonL, 48-14
10/9 at Natchitoches W, 35-14
10/16 vs. Southwood..... W, 37-0
10/23 at Haughton.....cancelled
10/30 vs. Parkwaycancelled
11/6 at Byrd.....L, 49-28
11/13 vs. Benton W, 31-28
11/20 vs. Captain Shreve.. L, 24-14
11/27 at Zachary L, 41-7


 Captain Shreve Gators
10/2 vs. ScotlandvilleL, 13-9
10/9 vs. SouthwoodW, 51-14
10/16 at Parkway.....W, 41-20
10/23 at Benton.....W, 24-21
10/30 at Natchitoches..... W, 23-3
11/6 at HaughtonL, 27-21
11/12 vs. ByrdL, 28-7
11/20 at Airline.....W, 24-14
11/27 at East AscensionL, 28-14

 Southwood Cowboys
10/2 at Northwood.....NC 0-0 (df)
10/9 at Captain Shreve..... L, 51-14
10/16 at Airline L, 37-0
10/23 vs. Natchitoches.....cancelled
10/30 at Haughton.....cancelled
11/6 vs. Tioga L, 43-20
11/13 at Parkway..... L, 49-27
11/19 vs. Byrd L, 51-0

 East Ascension Spartans
10/2 vs. NorthwestW, 21-0
10/9 at W. EastonW, 30-27 2OT
10/16 vs. St. Charles L, 17-9
10/23 vs. Catholic BR L, 35-0
10/30 at Byrd L, 27-20
11/6 vs. Woodlawn BR ...cancelled
11/12 vs. McKinley.....W, 44-0
11/21 at St. Amant.....W, 35-32 2OT
11/27 vs. Captain Shreve.. W, 28-14
12/4 at Acadiana..... 0-0

 St. Augustine Knights
10/2 at Zachary L, 41-32
10/25 vs. Jesuit..... W, 42-21
11/1 vs. Edna Karr W, 27-26
11/7 vs. Rummel L, 31-19
11/14 at Shaw W, 33-28
11/19 at Holy Cross..... W, 56-35
11/27 vs. Holy Cross..... W, 47-14
12/4 vs. Byrd..... L, 31-14

 John Curtis Patriots
10/2 at Landry-Walker.....W, 28-0
10/11 vs. AcadianaL, 21-13
10/17 vs. Edna KarrL, 36-33
10/22 vs. ShawW, 33-6
10/31 at Jesuit.....W, 23-16
11/6 vs. Holy CrossW, 37-3
11/14 at RummelL, 20-14
11/20 at Brother Martin....L, 38-35
11/27 vs. Shaw W, 2-0 (f)
12/4 at ScotlandvilleW, 34-14
12/11 at Byrd.....0-0



LHSAA Football Prep Classic
Sat., Dec. 26 - Mon., Dec. 28
Mercedes-Benz Superdome
New Orleans, Louisiana



**2020 BYRD YELLOW JACKETS
FOOTBALL SCHEDULE AND RESULTS
(9-0, 6-0)**

DATE	OPPONENT	LOCATION	RESULTS
Thu., Oct. 1	vs. Calvary Cavaliers	Lee Hedges Stadium	W, 35-27
Thu., Oct. 8	vs. Haughton Buccaneers*	Lee Hedges Stadium	W, 28-10
Fri., Oct. 16	at Natchitoches Central Chiefs*	Turpin Stadium (Natchitoches)	W, 20-0
Thu., Oct. 22	vs. Parkway Panthers*	Lee Hedges Stadium (HC)	W, 42-7
Fri., Oct. 30	vs. East Ascension Spartans	Lee Hedges Stadium	W, 27-20
Fri., Nov. 6	vs. Airline Vikings*	Independence Stadium	W, 49-28
Thu., Nov. 12	at Captain Shreve Gators*	Independence Stadium (Visitor)	W, 28-7
Thu., Nov. 19	at Southwood Cowboys*	Lee Hedges Stadium (Visitor)	W, 51-0
Fri., Dec. 4	vs. St. Augustine Purple Knights**	Lee Hedges Stadium	W, 31-14
Fri., Dec. 11	vs. John Curtis Christian Patriots**	Lee Hedges Stadium	7 p.m.

* - District 1-5A games

HC - Homecoming

** - Division I Playoffs





2020 BYRD YELLOW JACKETS TEAM STATISTICS

SCORE BY QUARTERS	1st	2nd	3rd	4th	Total
Yellow Jackets.....	77	93	56	85	- 311
Opponents.....	3	42	28	40	- 113

TEAM STATISTICS	BYRD	OPP
SCORING.....	311	113
Points Per Game.....	34.6	12.6
Points Off Turnovers.....	56	17
FIRST DOWNS.....	136	93
Rushing.....	115	37
Passing.....	13	46
Penalty.....	8	10
RUSHING YARDAGE.....	2493	539
Yards gained rushing.....	2630	887
Yards lost rushing.....	137	348
Rushing Attempts.....	418	221
Average Per Rush.....	6.0	2.4
Average Per Game.....	277.0	59.9
TDs Rushing.....	36	3
PASSING YARDAGE.....	394	1112
Comp-Att-Int.....	19-37-0	101-201-8
Average Per Pass.....	10.6	5.5
Average Per Catch.....	20.7	11.0
Average Per Game.....	43.8	123.6
TDs Passing.....	3	13
TOTAL OFFENSE.....	2887	1651
Total Plays.....	455	422
Average Per Play.....	6.3	3.9
Average Per Game.....	320.8	183.4
KICK RETURNS: #-Yards.....	17-435	26-381
PUNT RETURNS: #-Yards.....	10-109	3-8
INT RETURNS: #-Yards.....	8-80	0-0
KICK RETURN AVERAGE.....	25.6	14.7
PUNT RETURN AVERAGE.....	10.9	2.7
INT RETURN AVERAGE.....	10.0	0.0
FUMBLES-LOST.....	20-12	11-6
PENALTIES-Yards.....	61-530	40-276
Average Per Game.....	58.9	30.7
PUNTS-Yards.....	24-893	41-1275
Average Per Punt.....	37.2	31.1
Net punt average.....	36.0	28.4
KICKOFFS-Yards.....	53-2278	28-876
Average Per Kick.....	43.0	31.3
Net kick average.....	31.3	15.0
TIME OF POSSESSION/Game.....	26:12	21:19
3RD-DOWN Conversions.....	41/87	21/93
3rd-Down Pct.....	47%	23%
4TH-DOWN Conversions.....	8/14	3/22
4th-Down Pct.....	57%	14%
SACKS BY-Yards.....	20-139	4-20
MISC YARDS.....	0	0
TOUCHDOWNS SCORED.....	44	16
FIELD GOALS-ATTEMPTS.....	1-3	1-1
ON-SIDE KICKS.....	0-0	0-0
RED-ZONE SCORES.....	(29-32) 91%	(9-10) 90%
RED-ZONE TOUCHDOWNS.....	(28-32) 88%	(8-10) 80%
PAT-ATTEMPTS.....	(42-44) 95%	(14-16) 88%



2020 BYRD YELLOW JACKETS OFFENSIVE STATISTICS

RUSHING	GP	Att	Gain	Loss	Net	Avg	TD	Long	Avg/G
V. Thompson	9	118	575	15	560	4.7	6	24	62.2
M. Ramsey	9	64	507	35	472	7.4	4	59	52.4
J. Little	9	90	448	6	442	4.9	8	48	49.1
W. Berry	9	50	442	28	414	8.3	10	67	46.0
L. Lambert	9	62	404	39	365	5.9	4	43	40.6
J. Allen	3	10	137	3	134	13.4	2	57	44.7
K. Humphrey	7	2	50	0	50	25.0	1	50	7.1
J. McClure	4	6	42	0	42	7.0	1	19	10.5
B. Burrell	1	4	11	0	11	2.8	0	6	11.0
T. Nichols	6	5	14	3	11	2.2	0	10	1.8
W. Whitman	1	1	0	0	0	0.0	0	0	0.0
P. Stephens	2	1	0	1	-1	-1.0	0	0	-0.5
TEAM	5	2	0	2	-2	-1.0	0	0	-0.4
W. Fox	2	2	0	2	-2	-1.0	0	0	-1.0
L. Pons	1	1	0	3	-3	-3.0	0	0	-3.0
Total.....	9	418	2630	137	2493	6.0	36	67	277.0
Opponents.....	9	221	887	348	539	2.4	3	42	59.9

PASSING	GP	Effic	Cmp-Att-Int	Pct	Yds	TD	Lng	Avg/G
L. Lambert	9	179.89	18-34-0	52.9	396	3	70	44.0
L. Pons	1	41.60	1-2-0	50.0	-2	0	0	-2.0
V. Thompson	9	0.00	0-1-0	0.0	0	0	0	0.0
Total.....	9	167.56	19-37-0	51.4	394	3	70	43.8
Opponents.....	9	110.10	101-201-8	50.2	1112	13	77	123.6

RECEIVING	GP	No.	Yds	Avg	TD	Long	Avg/G
K. Humphrey	7	10	215	21.5	2	46	30.7
W. Berry	9	4	112	28.0	1	70	12.4
M. Ramsey	9	4	28	7.0	0	10	3.1
J. McClure	4	1	39	39.0	0	39	9.8
Total.....	9	19	394	20.7	3	70	43.8
Opponents.....	9	101	1112	11.0	13	77	123.6

PUNT RETURNS	No.	Yds	Avg	TD	Long
K. Humphrey	8	88	11.0	0	21
B. Hermes	2	21	10.5	0	19
Total.....	10	109	10.9	0	21
Opponents.....	3	8	2.7	0	10

INTERCEPTIONS	No.	Yds	Avg	TD	Long
C. Grieder	3	20	6.7	0	20
B. Hermes	2	29	14.5	0	29
Ja. Lacour	1	4	4.0	0	4
J. Jordan	1	27	27.0	0	27
Jr. Brown	1	0	0.0	0	0
Total.....	8	80	10.0	0	29
Opponents.....	0	0	0.0	0	0

KICK RETURNS	No.	Yds	Avg	TD	Long
M. Ramsey	10	361	36.1	3	94
T. Nichols	2	15	7.5	0	10
D. Strickland	2	42	21.0	0	37
R. Sepulvado	1	2	2.0	0	2
C. Grieder	1	6	6.0	0	6
T. Poland	1	9	9.0	0	9
Total.....	17	435	25.6	3	94
Opponents.....	26	381	14.7	0	32

FUMBLE RETURNS	No.	Yds	Avg	TD	Long
C. Brown	1	15	15.0	1	15
A. Burak	0	0	0.0	1	0
Total.....	1	15	15.0	2	15
Opponents.....	2	-6	-3.0	0	0

SCORING	TD	FGs	Kick	Rush	Rcv	Pass	DXP	Saf	Points
W. Berry	11	0-0	0-0	0-0	0	0-0	0	0	66
J. Little	8	0-0	0-0	0-0	0	0-0	0	0	48
B. Hermes	0	1-3	40-41	0-0	0	0-0	0	0	43
M. Ramsey	7	0-0	0-0	0-0	0	0-0	0	0	42
V. Thompson	6	0-0	0-0	0-0	0	0-0	0	0	36
L. Lambert	4	0-0	0-0	0-0	0	0-0	0	0	24
K. Humphrey	3	0-0	0-0	0-0	0	0-0	0	0	18
J. Allen	2	0-0	0-0	0-0	0	0-0	0	0	12
A. Burak	1	0-0	0-0	0-0	0	0-0	0	0	6
J. McClure	1	0-0	0-0	0-0	0	0-0	0	0	6
C. Brown	1	0-0	0-0	0-0	0	0-0	0	0	6
TEAM	0	0-0	0-0	0-0	0	0-0	0	1	2
M. Hamauei	0	0-0	2-3	0-0	0	0-0	0	0	2
Total.....	44	1-3	42-44	0-0	0	0-0	0	1	311
Opponents.....	16	1-1	14-16	0-0	0	0-0	0	0	113

TOTAL OFFENSE	G	Plays	Rush	Pass	Total	Avg/G
L. Lambert	9	96	365	396	761	84.6
V. Thompson	9	119	560	0	560	62.2
M. Ramsey	9	64	472	0	472	52.4
J. Little	9	90	442	0	442	49.1
W. Berry	9	50	414	0	414	46.0
J. Allen	3	10	134	0	134	44.7
K. Humphrey	7	2	50	0	50	7.1
J. McClure	4	6	42	0	42	10.5
B. Burrell	1	4	11	0	11	11.0
T. Nichols	6	5	11	0	11	1.8
P. Stephens	2	1	-1	0	-1	-0.5
W. Fox	2	2	-2	0	-2	-1.0
TEAM	5	2	-2	0	-2	-0.4
L. Pons	1	3	-3	-2	-5	-5.0
Total.....	9	455	2493	394	2887	320.8
Opponents.....	9	422	539	1112	1651	183.4

ALL PURPOSE	G	Rush	Rec	PR	KOR	IR	Tot	Avg/G
M. Ramsey	9	472	28	0	361	0	861	95.7
V. Thompson	9	560	0	0	0	0	560	62.2
W. Berry	9	414	112	0	0	0	526	58.4
J. Little	9	442	0	0	0	0	442	49.1
L. Lambert	9	365	0	0	0	0	365	40.6
K. Humphrey	7	50	215	88	0	0	353	50.4
J. Allen	3	134	0	0	0	0	134	44.7
J. McClure	4	42	39	0	0	0	81	20.2
B. Hermes	9	0	0	21	0	29	50	5.6
D. Strickland	3	0	0	0	42	0	42	14.0
J. Jordan	7	0	0	0	0	27	27	3.9
C. Grieder	3	0	0	0	6	20	26	8.7
T. Nichols	6	11	0	0	15	0	26	4.3
B. Burrell	1	11	0	0	0	0	11	11.0
T. Poland	6	0	0	0	9	0	9	1.5
Ja. Lacour	6	0	0	0	0	4	4	0.7
R. Sepulvado	1	0	0	0	2	0	2	2.0
P. Stephens	2	-1	0	0	0	0	-1	-0.5
TEAM	5	-2	0	0	0	0	-2	-0.4
W. Fox	2	-2	0	0	0	0	-2	-1.0
L. Pons	1	-3	0	0	0	0	-3	-3.0
Total.....	9	2493	394	109	435	80	3511	390.1
Opponents.....	9	539	1112	8	381	0	2040	226.7



2020 BYRD YELLOW JACKETS DEFENSIVE STATISTICS

DEFENSIVE LEADERS	GP	Tackles			TFL/Yds	Sacks No-Yds	Pass Def			Fumbles		Blkd	
		Solo	Ast	Total			Int-Yds	BrUp	QBH	Rcv-Yds	FF	Kick	Saf
15 B. Hermes	9	37	10	47	4.0-9	.	2-29	3	.	.	.	1	.
23 L. Miletello	9	35	9	44	8.0-36	2.5-22	.	1
1 Jr. Brown	9	20	10	30	5.0-20	2.0-12	1-0	2
94 C. Bruno	8	21	9	30	4.0-14	2.0-6	.	.	.	1-0	1	.	.
53 S. Collins	9	20	9	29	6.0-25	2.5-2	1	.	.
21 J. Jordan	7	25	4	29	1.0-2	.	1-27	3
99 C. Brown	6	22	6	28	7.0-39	5.5-32	.	.	.	1-15	1	.	.
13 R. Todd	8	22	5	27	10.0-39	1.0-9	.	2
69 D. Dayries	7	10	5	15	5.0-15	2.5-6
97 Ja. Partington	6	8	4	12	1.0-6	1.0-6	.	.	.	1-0	.	.	.
6 T. Walker	6	9	2	11
8 Ja. Lacour	6	8	2	10	1.0-4	.	1-4	3
9 T. Poland	6	9	1	10	2.0-5	1.0-2	.	4
44 B. Brossette	7	8	1	9	1.0-1	.	.	1
98 W. Anderson	6	5	3	8	1.0-5
35 A. Sollazzo	6	5	2	7	1.0-2	1-0	.	.	.
51 Sa. Benson	3	7	.	7	.	.	.	1
33 Ju. Partington	4	4	2	6	.	.	.	1
25 C. Grieder	3	2	1	3	.	.	3-20	1
18 T. Nichols	6	2	1	3	1.0-13	1.0-13
93 B. Belanger	2	2	.	2	1.0-3
39 C. Jones	2	1	1	2	1.0-1
14 L. Lambert	9	2	.	2
TM TEAM	5	2	.	2	1-0	.	.	1
27 D. Aillet	1	1	1	2
91 C. Hamm	1	1	.	1	1.0-7	1.0-7
4 W. Berry	9	1	.	1
34 W. Fox	2	.	1	1
32 A. Burak	1	1	.	1	1-0	.	.	.
17 W. Whitman	1	1	.	1
52 T. Walden	1	1	.	1
26 D. Strickland	3	1	.	1
49 D. Clark	1	1	.	1
54 J. Stratton	1	.	1	1
3 V. Thompson	9	1	.	1
89 K. Moore	1	1	.	1	1.0-6	1.0-6
5 J. Little	9	1	.	1
24 P. Stephens	2	1
Total.....	9	297	90	387	62-252	20-139	8-80	23	.	6-15	3	1	1
Opponents.....	9	378	122	500	40-110	4-20	.	5	.	12--6	8	.	.

2020 BYRD YELLOW JACKETS KICKING STATISTICS

FIELD GOALS	FGM-FGA	Pct	01-19	20-29	30-39	40-49	50-99	Lg	Blk	PUNTING	No.	Yds	Avg	Long	TB	FC	I20	Blkd		
B. Hermes	1-3	33.3	0-0	1-2	0-1	0-0	0-0	23	0	V. Thompson	22	817	37.1	50	1	1	8	0		
										M. Hamauei	1	24	24.0	24	0	0	0	0		
FG SEQUENCE	Yellow Jackets			OPPONENTS								L. Lambert	1	52	52.0	52	0	0	1	0
Cavaliers	-									Total.....	24	893	37.2	52	1	1	9	0		
Buccaneers	-									Opponents.....	41	1275	31.1	59	0	7	6	0		
Chiefs	32									KICKOFFS	No.	Yds	Avg	TB	OB	Retn	Net	YdLn		
Panthers	-																			
Spartans	-									B. Hermes	39	1856	47.6	11	0					
Vikings	-									M. Hamauei	14	422	30.1	1	1					
Gators	-									Total.....	53	2278	43.0	12	1	381	31.3	28		
Cowboys	28									Opponents.....	28	876	31.3	1	1	435	15.0	44		
Puple Knights	(23)																			

Numbers in (parentheses) indicate field goal was made.



2020 BYRD YELLOW JACKETS TEAM SUPERLATIVES

<u>CATEGORY</u>	<u>HIGH</u>	<u>LOW</u>
POINTS SCORED	51 vs. SOUTHWOOD	20 vs. NATCHITOCHEs CENTRAL
FIRST DOWNS	20 vs. AIRLINE	11 vs. EAST ASCENSION, SOUTHWOOD
TOTAL YARDS	408 vs. AIRLINE	255 vs. NATCHITOCHEs CENTRAL
TOTAL PLAYS	59 vs. CALVARY	30 vs. SOUTHWOOD
RUSHING YARDS	397 vs. AIRLINE	173 vs. SOUTHWOOD
RUSHING ATTEMPTS	55 vs. HAUGHTON	28 vs. SOUTHWOOD
RUSHING TDS	6 vs. PARKWAY	1 vs. EAST ASCENSION
PASSING YARDS	112 vs. EAST ASCENSION	-2 vs. NATCHITOCHEs CENTRAL
PASS ATTEMPTS	8 vs. CALVARY	1 vs. ST. AUGUSTINE
PASS COMPLETIONS	4 vs. PARKWAY, CALVARY	0 vs. ST. AUGUSTINE
PASSING TDS	2 vs. EAST ASCENSION	0 vs. SIX TEAMS
INTERCEPTIONS	0	0 vs. NINE TEAMS
PUNTS	5 vs. EAST ASCENSION	0 vs. SOUTHWOOD
PUNTING AVERAGE (2 PUNTS MIN)	46.2 vs. CALVARY	31.6 vs. EAST ASCENSION
FUMBLES	4 vs. HAUGHTON	0 vs. TWO TEAMS
FUMBLES LOST	2 vs. FIVE TEAMS	0 vs. TWO TEAMS
PENALTIES	10 vs. HAUGHTON	5 vs. AIRLINE, SOUTHWOOD
PENALTY YARDS	89 vs. HAUGHTON	35 vs. AIRLINE

BYRD INDIVIDUAL GAME HIGHS

<u>CATEGORY</u>	<u>PLAYER</u>
RUSH YARDS	138, MITCHELL RAMSEY vs. EAST ASCENSION
RUSH ATTEMPTS	24, VENZELL THOMPSON vs. NATCHITOCHEs
RUSH TDS	4, WILLIAM BERRY vs. AIRLINE
LONGEST RUSH	67, WILLIAM BERRY vs. AIRLINE
PASS YARDS	112, LAKE LAMBERT vs. EAST ASCENSION
PASS ATTEMPTS	7, LAKE LAMBERT vs. THREE TEAMS
PASS COMPLETIONS	4, LAKE LAMBERT vs. PARKWAY, CALVARY
PASS TDS	2, LAKE LAMBERT vs. EAST ASCENSION
LONGEST RECEPTION	70, WILLIAM BERRY vs. EAST ASCENSION
RECEIVING YARDS	71, KELLUM HUMPHREY vs. PARKWAY
RECEPTIONS	4, KELLUM HUMPHREY vs. PARKWAY, CALVARY
RECEIVING TDS	1, TWO PLAYERS vs. TWO TEAMS
FIELD GOALS	1, BRAYDEN HERMES vs. ST. AUGUSTINE
LONGEST FG	23, BRAYDEN HERMES vs. ST. AUGUSTINE
TACKLES	9, CAMPBELL BROWN vs. TWO TEAMS
TACKLES FOR LOSS	5, CAMPBELL BROWN vs. AIRLINE
SACKS	5, CAMPBELL BROWN vs. AIRLINE*
PASS BREAKUPS	1, MULTIPLE PLAYERS vs. EIGHT TEAMS
INTERCEPTIONS	3, CHRIS GRIEDER vs. HAUGHTON*
FUMBLE RECOVERIES	1, MULTIPLE PLAYERS vs. FIVETEAMS

*SCHOOL RECORD

OPPONENT INDIVIDUAL GAME HIGHS

<u>CATEGORY</u>	<u>PLAYER</u>
RUSH YARDS	105, WALTER SAMUEL, EAST ASCENSION
RUSH ATTEMPTS	18, WALTER SAMUEL, EAST ASCENSION
RUSH TDS	1, THREE PLAYERS, THREE TEAMS
LONGEST RUSH	42, RONTAVIOUS RICHMOND, PARKWAY
PASS YARDS	295, LANDRY LYDDY, CALVARY
PASS ATTEMPTS	36, COLLIN RAINS, HAUGHTON
PASS COMPLETIONS	23, ALEX GARCIA, AIRLINE
PASS TDS	4, LANDRY LYDDY, CALVARY
LONGEST RECEPTION	77, JORDAN WALLACE, CALVARY
RECEIVING YARDS	142, TWO PLAYERS, CALVARY
RECEPTIONS	10, JOSEPH WILSON, CALVARY
RECEIVING TDS	2, FOUR PLAYERS, THREE TEAMS
FIELD GOALS	1, CARTER JENSEN, HAUGHTON
LONGEST FG	39, CARTER JENSEN, HAUGHTON
TACKLES	19, JAKE ST. ANDRE, HAUGHTON
TACKLES FOR LOSS	4, TWO PLAYERS, TWO TEAMS
SACKS	1, FOUR PLAYERS, FOUR TEAMS
PASS BREAKUPS	2, KENDRICK BROUSSARD, EAST ASCENSION
INTERCEPTIONS	0
FUMBLE RECOVERIES	1, MULTIPLE PLAYERS, SIX TEAMS

2020 FRIERSON FAMILY PLAYERS OF THE GAME

<u>CALVARY</u>	<u>HAUGHTON</u>	<u>NATCHITOCHEs CENTRAL</u>	<u>PARKWAY</u>	<u>EAST ASCENSION</u>
O: Lake Lambert	O: William Berry	O: Lake Lambert	O: Jason Little	O: Lake Lambert
D: C. Bruno, L. Miletello	D: Chris Grieder	D: Ryan Todd	D: D. Dayries, J. LaCour	D: C. Brown, B. Hermes
S: Mitchell Ramsey	S: Brayden Hermes	S: Michael Hamauei	S: Brayden Hermes	S: Mitchell Ramsey

<u>AIRLINE</u>	<u>CAPTAIN SHREVE</u>	<u>SOUTHWOOD</u>	<u>ST. AUGUSTINE</u>	<u>JOHN CURTIS</u>
O: William Berry	O: Kellum Humphrey	O: Venzell Thompson	O: Offensive Line	O:
D: Campbell Brown	D: Luke Miletello	D: Carson Bruno	D: Purple Swarm Defense	D:
S: Mitchell Ramsey	S: Brayden Hermes	S: Andrew Burak	S: Brayden Hermes	S:



2020 BYRD YELLOW JACKETS SELECT PLAYERS SEASON AND CAREER HIGHS

#14 Lake Lambert, Quarterback

2020 game highs (*career high*)
Attempts: 7 vs. three teams (*same*)
Completions: 4 vs. two teams (*same*)
Yards: 112 vs. East Ascension (*same*)
Touchdowns: 2 vs. East Ascension (*same*)
Long: 70 vs. East Ascension (*same*)
Rushes: 10 vs. Haughton (*same*)
Yards: 96 vs. Parkway (*same*)
Touchdowns: 2 vs. Natchitoches (*same*)
Long: 43 vs. Parkway (*same*)

#11 Kellum Humphrey, Receiver

2020 game highs (*career high*)
Receptions: 4 vs. two teams (*same*)
Yards: 71 vs. Parkway (*same*)
Touchdowns: 1 vs. two teams (1 vs. four teams)
Long: 46 vs. Southwood (*same*)
Attempts: 0 (1 vs. Natchitoches, 10/3/19)
Completions: 0 (1 vs. Natchitoches, 10/3/19)
Yards: 0 (32 vs. Natchitoches, 10/3/19)
Touchdowns: 0 (*same*)
Rushes: 1 vs. two teams (1 vs. eight teams)
Yards: 50 vs. Captain Shreve (*same*)
Touchdowns: 1 vs. Captain Shreve (*same*)
Long: 50 vs. Captain Shreve (*same*)

#4 William Berry, Wingback

2020 game highs (*career high*)
Rushes: 9 vs. Airline (9 vs. two teams)
Yards: 135 vs. Airline (*same*)
Touchdowns: 4 vs. Airline (*same*)
Long: 67 vs. Airline (*same*)
Receptions: 1 vs. four teams (4 vs. St. Augustine, 11/15/19)
Yards: 70 vs. East Ascension (99 vs. St. Augustine, 11/15/19)
Long: 70 vs. East Ascension (*same*)
Touchdowns: 1 vs. East Ascension (1 vs. two teams)

#3 Venzell Thompson, Fullback / Punter

2020 game highs (*career high*)
Rushes: 24 vs. Natchitoches (24 vs. two teams)
Yards: 112 vs. St. Augustine (125 vs. Airline, 10/25/19)
Touchdowns: 2 vs. Calvary (2 vs. two teams)
Long: 24 vs. Airline (*same*)
Receptions: 0 (1 vs. three teams)
Yards: 0 (10 vs. two teams (*same*))
Long: 0 (10 vs. two teams (*same*))
Touchdowns: 0 (*same*)
Punts: 4 vs. Captain Shreve (8 vs. West Monroe, 9/13/19)
Long: 50 vs. Calvary (59 vs. Natchitoches, 10/3/19)
Average: 44.3 vs. Calvary (52.0 vs. Southwood, 10/25/19)

#7 Mitchell Ramsey, Wingback

2020 game highs (*career high*)
Rushes: 13 vs. Calvary (*same*)
Yards: 138 vs. East Ascension (*same*)
Long: 59 vs. East Ascension (*same*)
Touchdowns: 1 vs. four teams (1 vs. four teams)
Receptions: 2 vs. Airline (3 vs. Natchitoches, 10/3/19)
Yards: 11 vs. Airline (75 vs. Parkway, 10/11/19)
Long: 10 vs. Haughton (75 vs. Parkway, 10/11/19)
Touchdowns: 0 (1 vs. two teams)

#5 Jason Little, Fullback

2020 game highs (*career high*)

Rushes: 19 vs. Parkway (*same*)
Yards: 108 vs. Haughton (*same*)
Long: 48 vs. Haughton (*same*)
Touchdowns: 3 vs. Parkway (*same*)

#1 Makarios "Junior" Brown, Linebacker

2020 game highs (*career high*)
Solo: 6 vs. Airline (8 vs. Parkway, 10/11/19)
Assisted: 3 vs. Haughton (3 vs. two teams)
Total Tackles: 7 vs. Airline (8 vs. three teams)
Tackles for Loss: 2 vs. St. Augustine (3 vs. three teams)
Sacks: 1 vs. two teams (2 vs. Evangel (P), 11/16/18)
Fumble Recoveries: 0 (1 vs. two teams)
Interceptions: 1 vs. Captain Shreve (*same*)

#15 Brayden Hermes, Safety / Kicker

2020 game highs (*career high*)
Solo: 7 vs. St. Augustine (11 vs. Parkway, 10/11/18)
Assisted: 3 vs. Parkway (5 vs. Evangel, 10/18/18)
Total Tackles: 8 vs. East Ascension (12 vs. Parkway, 10/11/18)
Interceptions: 1 vs. two teams (1 vs. five teams)
Pass Breakups: 1 vs. three teams (2 vs. Sulphur, 9/14/18)
Field Goals: 1 vs. St. Augustine (1 vs. three teams)
Long: 23 vs. St. Augustine (30 vs. Natchitoches, 10/3/19)

#94 Carson Bruno, Defensive Lineman

2020 game highs (*career high*)
Solo: 5 vs. Southwood (7 vs. St. Augustine, 11/15/19)
Assisted: 2 vs. three teams (5 vs. Captain Shreve, 10/31/19)
Total Tackles: 6 vs. two teams (9 vs. Captain Shreve, 10/31/19)
Tackles for Loss: 1 vs. three teams (1 vs. seven teams)
Sacks: 1 vs. East Ascension (*same*)
Fumble Recoveries: 1 vs. Southwood (1 vs. four teams, 2018)

#98 William Anderson, Defensive Lineman

2020 game highs (*career high*)
Solo: 1 vs. five teams (2 vs. West Monroe, 9/13/19)
Assisted: 2 vs. Natchitoches (*same*)
Total Tackles: 3 vs. Natchitoches (3 vs. two teams)

#25 Chris Grieder, Defensive Back

2020 game highs (*career high*)
Solo: 1 vs. two teams (4 vs. Southwood, 10/5/18)
Assisted: 1 vs. St. Augustine (4 vs. Natchitoches, 10/3/19)
Total Tackles: 2 vs. St. Augustine (6 vs. Natchitoches, 10/3/19)
Tackles for Loss: 0 (2 vs. Southwood, 10/5/18)
Pass Breakups: 0 (1 vs. three teams)
Interceptions: 3 vs. Haughton* (*same*)

#23 Luke Miletello, Linebacker

2020 game highs (*career high*)
Solo: 7 vs. Captain Shreve (*same*)
Assisted: 2 vs. three teams (3 vs. three teams)
Total Tackles: 8 vs. two teams (*same*)
Tackles for Loss: 2 vs. Captain Shreve (4 vs. Natchitoches, 10/13/19)
Sacks: 1 vs. East Ascension (*same*)
Pass Breakups: 1 vs. East Ascension (2 vs. Calvary, 9/19/19)

#53 Stan Collins, Defensive End

2020 game highs (*career high*)

Solo: 4 vs. Calvary (*same*)
Assisted: 4 vs. East Ascension (*same*)
Total Tackles: 6 vs. East Ascension (*same*)
Tackles for Loss: 2 vs. Southwood (*same*)
Sacks: 1 vs. three teams (*same*)

#21 John Jordan, Defensive Back

2020 game highs (*career high*)
Solo: 4 vs. four teams (4 vs. six teams)
Assisted: 2 vs. St. Augustine (2 vs. two teams)
Total Tackles: 6 vs. St. Augustine (*same*)
Tackles for Loss: 1 vs. Natchitoches (1 vs. two teams)
Pass Breakups: 1 vs. three teams (1 vs. five teams)
Interceptions: 1 vs. St. Augustine (1 vs. three teams)

#13 Ryan Todd, Defensive Back

2020 game highs (*career high*)
Solo: 4 vs. three teams (*same*)
Assisted: 2 vs. two teams (*same*)
Total Tackles: 6 vs. St. Augustine (*same*)
Tackles for Loss: 4 vs. Natchitoches (*same*)
Pass Breakups: 1 vs. East Ascension (*same*)

#9 Tyler Poland, Defensive Back

2020 game highs (*career high*)
Solo: 2 vs. three teams (2 vs. four teams)
Assisted: 1 vs. Calvary (1 vs. three teams)
Total Tackles: 2 vs. two teams (2 vs. four teams)
Pass Breakups: 1 vs. three teams (1 vs. four teams)

#8 Ja'Kerryon LaCour Defensive Back

2020 game highs (*career high*)
Solo: 4 vs. Haughton (*same*)
Assisted: 1 vs. Airline (*same*)
Total Tackles: 4 vs. Haughton (*same*)
Tackles for Loss: 1 vs. Parkway (*same*)
Interceptions: 1 vs. Parkway (*same*)
Pass Breakups: 2 vs. East Ascension (*same*)

#6 Travionne Walker, Defensive Back

2020 game highs (*career high*)
Solo: 2 vs. three teams (*same*)
Assisted: 1 vs. two teams (*same*)
Total Tackles: 3 vs. two teams (*same*)

#99 Campbell Brown, Defensive End

2020 game highs (*career high*)
Solo: 8 vs. Airline (*same*)
Assisted: 2 vs. two teams (*same*)
Total Tackles: 9 vs. two teams (*same*)
Tackles for Loss: 5 vs. Airline (*same*)
Sacks: 5 vs. Airline (*same*)**

#51 Sawyer Benson, Linebacker

2020 game highs (*career high*)
Solo: 4 vs. Parkway (*same*)
Assisted: 0 (*same*)
Total Tackles: 4 vs. Parkway (*same*)

#44 Brooks Brossette, Linebacker

2020 game highs (*career high*)
Solo: 2 vs. two teams (*same*)
Assisted: 1 vs. East Ascension (*same*)
Total Tackles: 2 vs. two teams (*same*)
Sacks: 0.5 vs. Haughton (*same*)
Pass Breakups: 1 vs. Airline (*same*)

* ties school record

** new school record